



US00D980147S

(12) **United States Design Patent**
Bilodeau et al.

(10) **Patent No.:** **US D980,147 S**
(45) **Date of Patent:** **** Mar. 7, 2023**

(54) **VEHICLE WHEEL**

(71) Applicant: **TESLA, INC.**, Palo Alto, CA (US)

(72) Inventors: **Julien Bilodeau**, Los Angeles, CA (US); **Franz von Holzhausen**, Malibu, CA (US); **David Imai**, Los Angeles, CA (US); **Ivan Lampkin**, Redondo Beach, CA (US)

(73) Assignee: **Tesla, Inc.**, Palo Alto, CA (US)

(**) Term: **15 Years**

(21) Appl. No.: **29/714,126**

(22) Filed: **Nov. 21, 2019**

(51) **LOC (14) Cl.** **12-16**

(52) **U.S. Cl.**
USPC **D12/209**

(58) **Field of Classification Search**
USPC D12/204–213; D21/563
CPC B60B 7/00; B60B 7/02; B60B 7/04; B60B 7/01; B60B 7/06; B60B 3/02; B60B 3/04; B60B 3/06; B60B 3/10; B60B 1/00; B60B 1/08; B60B 1/10; B60B 1/12
See application file for complete search history.

(56) **References Cited**

U.S. PATENT DOCUMENTS

D415,094 S * 10/1999 Nepper D12/211
D478,031 S * 8/2003 Brown D12/211

D502,136 S * 2/2005 Pfeiffer D12/211
D513,218 S * 12/2005 Fitzgerald D12/209
D534,113 S * 12/2006 Metros D12/211
D678,158 S * 3/2013 Wang D12/209
D753,048 S * 4/2016 Chan D12/211
D784,237 S * 4/2017 Platto D12/211
D859,267 S * 9/2019 Valencia Pollex D12/209
D862,342 S * 10/2019 LeFranc D12/209

* cited by examiner

Primary Examiner — Calvin E Vansant

(74) *Attorney, Agent, or Firm* — Knobbe Martens Olson & Bear, LLP

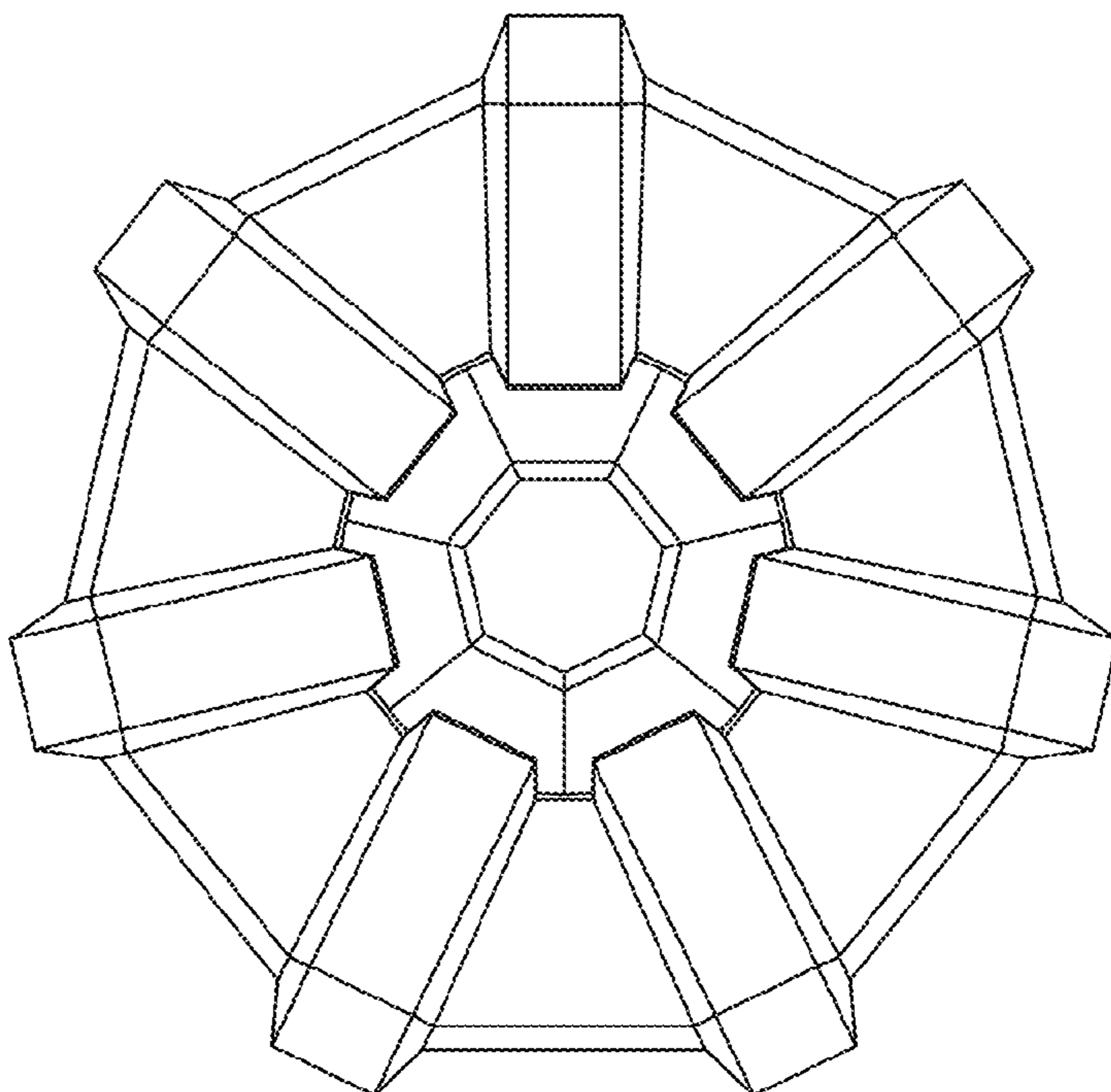
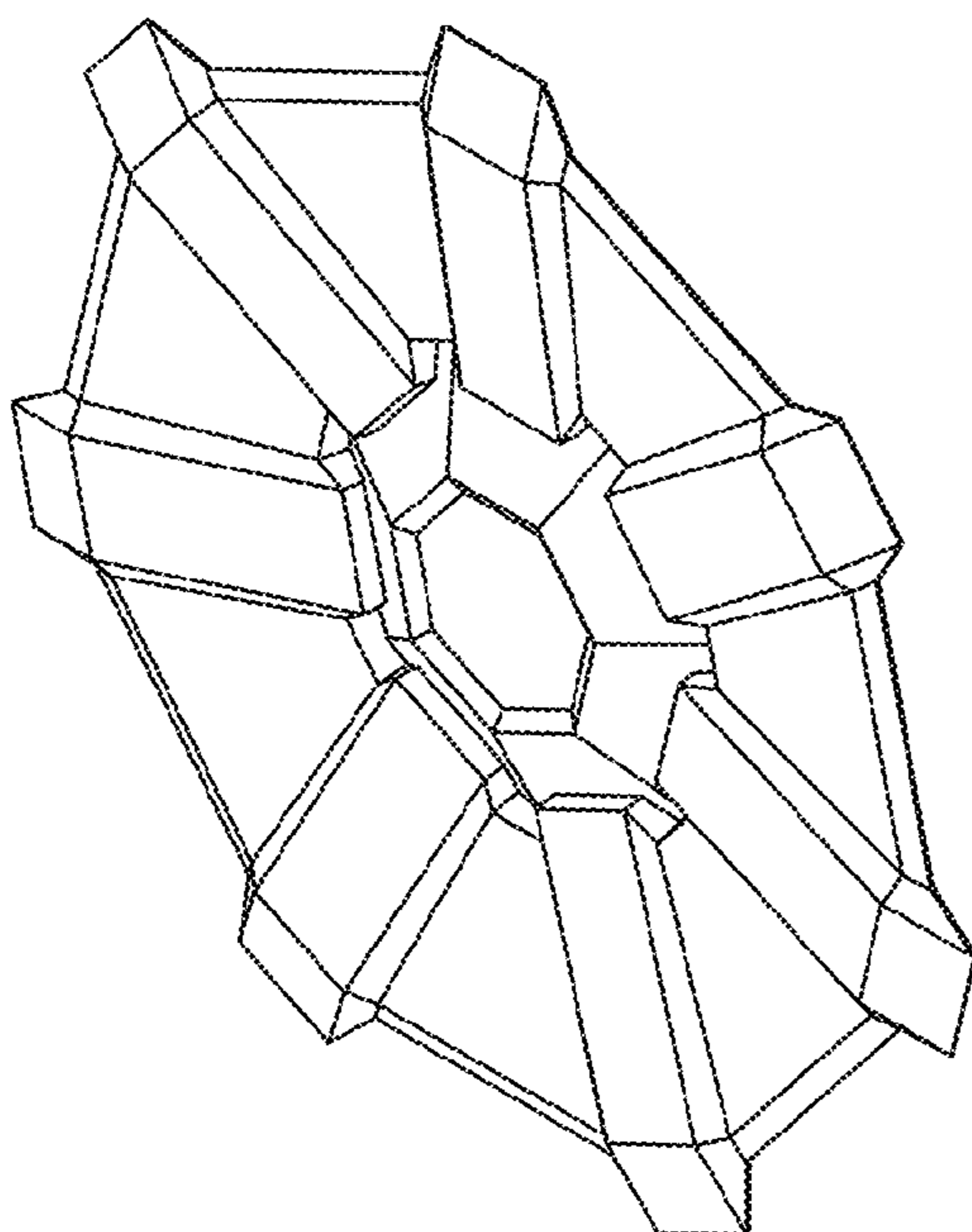
(57) **CLAIM**

We claim the ornamental design for a vehicle wheel, as shown and described.

DESCRIPTION

FIG. 1 is a front perspective view of a vehicle wheel; FIG. 2 is a rear perspective view of the vehicle wheel of FIG. 1; FIG. 3 is a front view of the vehicle wheel of FIG. 1; FIG. 4 is a rear view of the vehicle wheel of FIG. 1; FIG. 5 is a right side view of the vehicle wheel of FIG. 1; FIG. 6 is a left side view of the vehicle wheel of FIG. 1; FIG. 7 is a top view of the vehicle wheel of FIG. 1; and, FIG. 8 is a bottom view of the vehicle wheel of FIG. 1. The broken lines depict portions of the vehicle wheel that form no part of the claimed design.

1 Claim, 6 Drawing Sheets



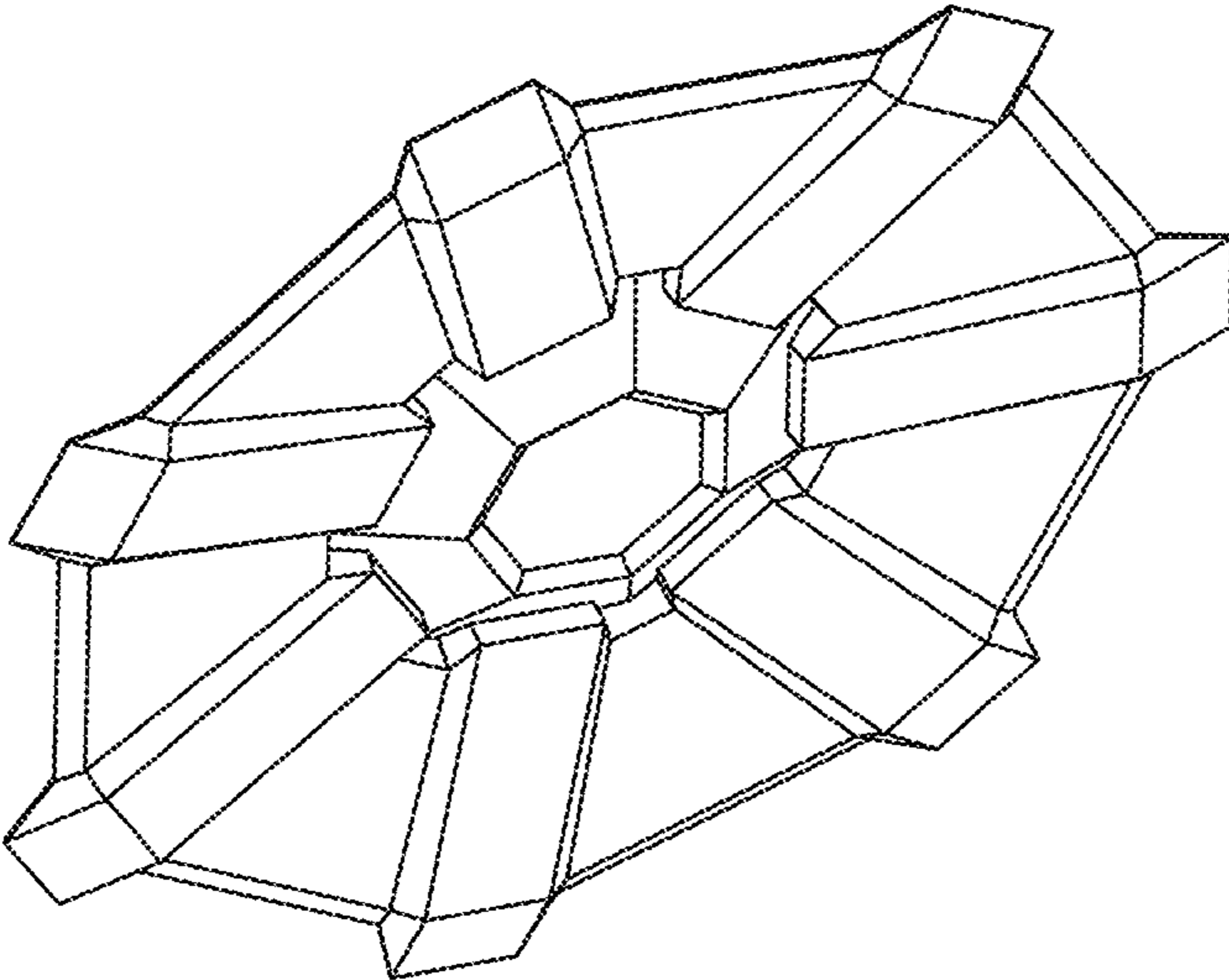


FIG. 1

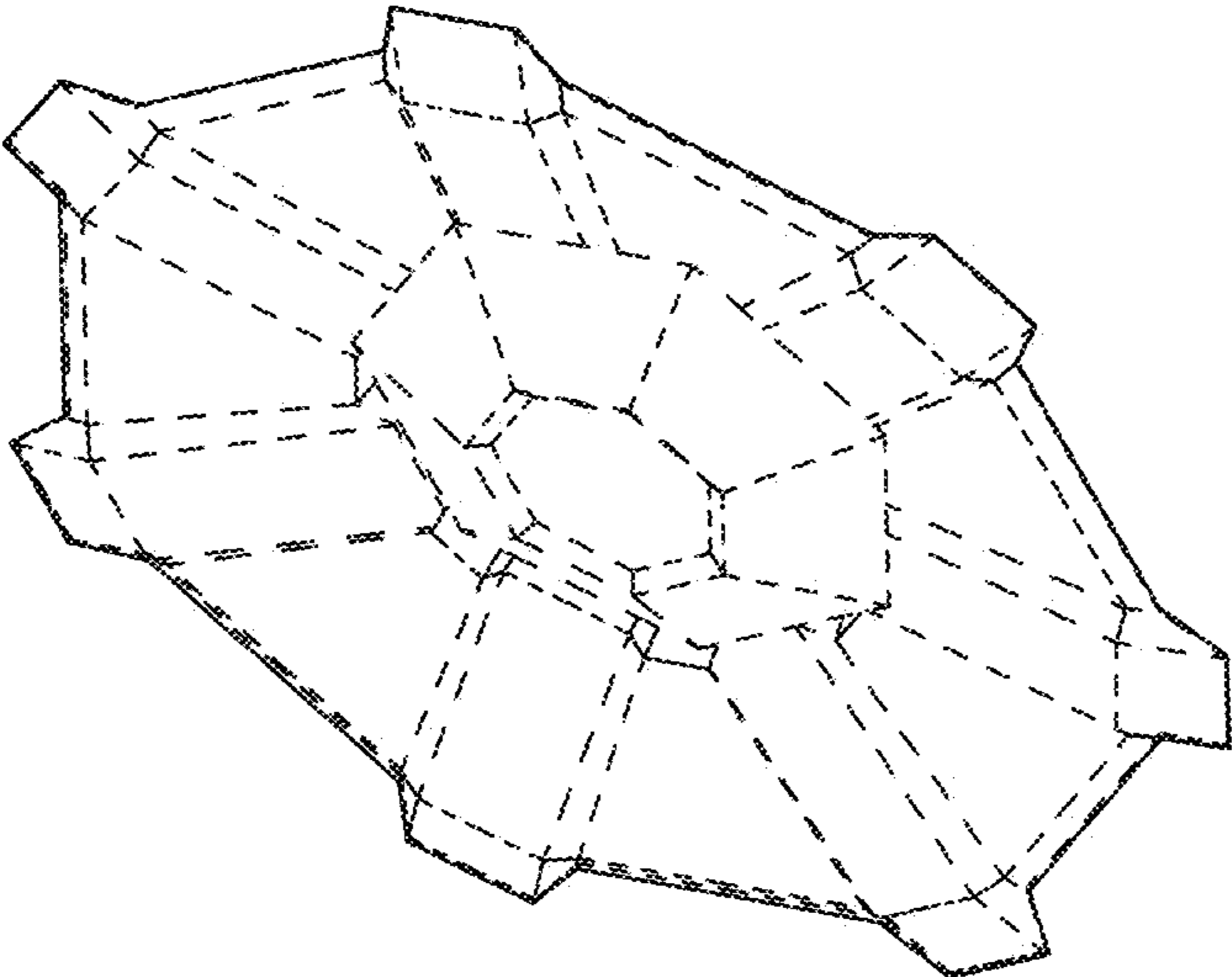


FIG. 2

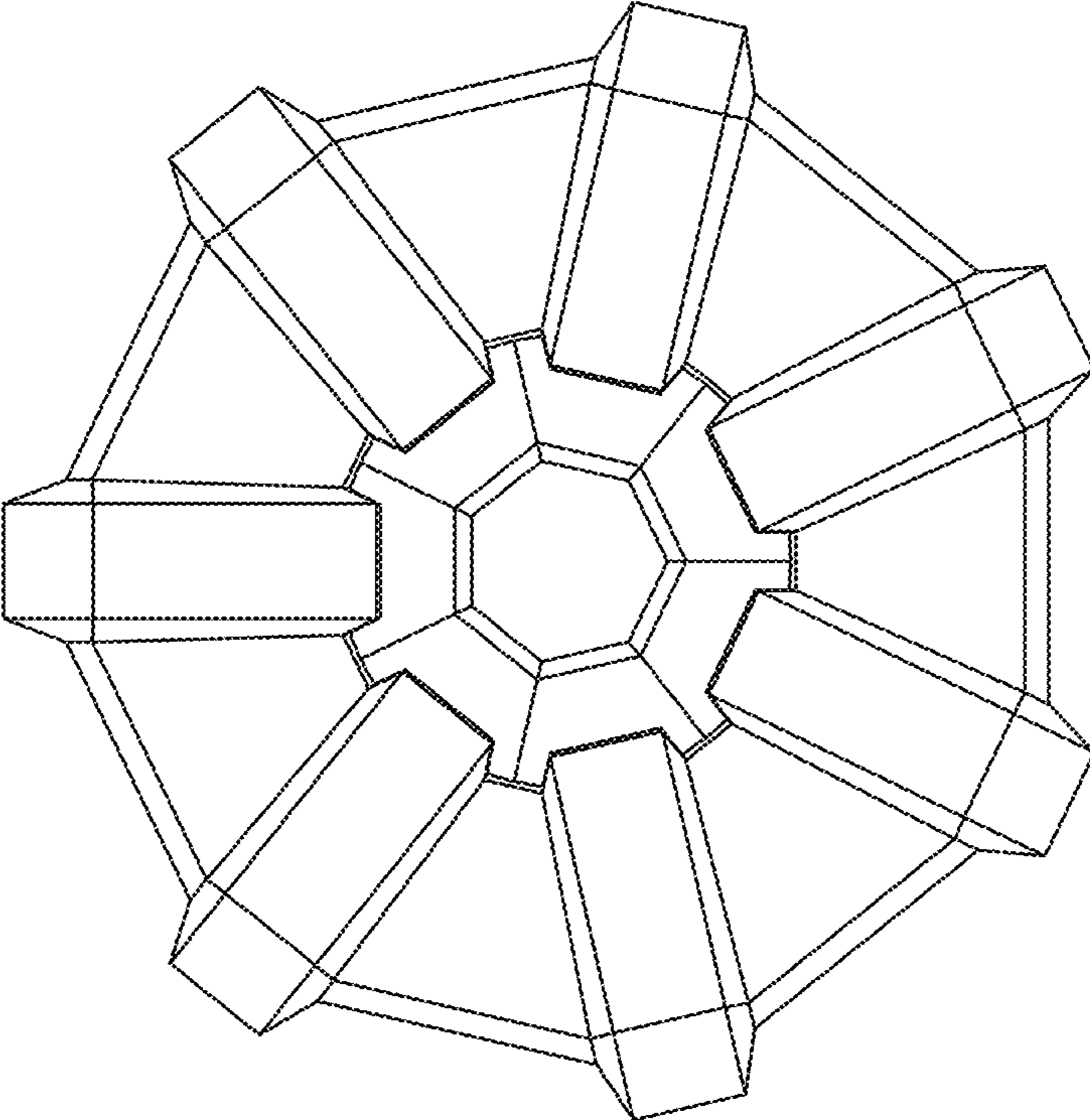


FIG. 3

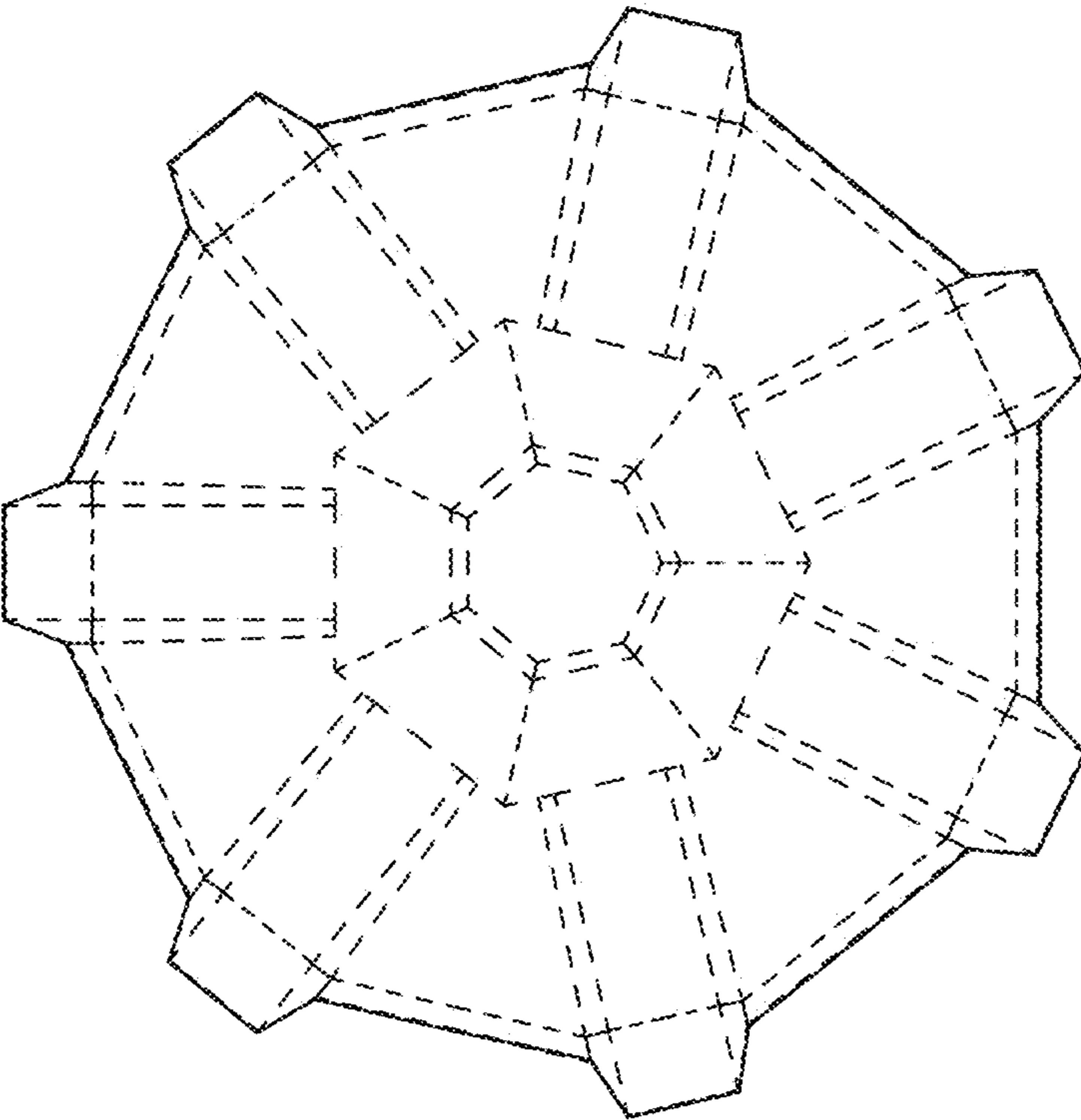


FIG. 4




FIG. 5




FIG. 6




FIG. 7




FIG. 8