



US00D980144S

(12) **United States Design Patent** (10) **Patent No.:** **US D980,144 S**  
**Battams et al.** (45) **Date of Patent:** **\*\* Mar. 7, 2023**

(54) **VEHICLE SIDE GRILLE**  
(71) Applicant: **JAGUAR LAND ROVER LIMITED,**  
Coventry (GB)  
(72) Inventors: **Robert Battams,** Coventry (GB);  
**Massimo Frascella,** Coventry (GB)  
(73) Assignee: **JAGUAR LAND ROVER LIMITED,**  
Coventry (GB)

D630,560 S \* 1/2011 Lamm ..... D12/163  
D681,515 S \* 5/2013 Platto ..... D12/163  
D691,930 S \* 10/2013 Song ..... D12/163  
D717,222 S \* 11/2014 Waterman ..... D12/190  
D740,185 S \* 10/2015 Blanski ..... D12/163  
D773,963 S \* 12/2016 Battams ..... D12/163  
D830,239 S \* 10/2018 Behmer ..... D12/163  
D834,450 S \* 11/2018 Hill ..... D12/91

(Continued)

(\*\*) Term: **15 Years**

(21) Appl. No.: **29/766,451**

(22) Filed: **Jan. 15, 2021**

**Related U.S. Application Data**

(62) Division of application No. 29/673,752, filed on Dec. 18, 2018, now Pat. No. Des. 909,924.

(30) **Foreign Application Priority Data**

Jun. 28, 2018 (EM) ..... 005329125  
Jun. 28, 2018 (EM) ..... 005329133

(51) **LOC (14) Cl.** ..... **12-16**

(52) **U.S. Cl.**  
USPC ..... **D12/190**

(58) **Field of Classification Search**  
USPC .... D12/86, 90-93, 163, 164, 166, 167, 169,  
D12/171, 172, 173, 190, 196, 216  
CPC ... B60R 19/50; B60R 19/52; B60R 2019/525;  
B60K 11/08; B60K 11/085; B62D 25/08;  
B62D 25/084  
See application file for complete search history.

(56) **References Cited**

**U.S. PATENT DOCUMENTS**

D497,860 S \* 11/2004 Hoelzel ..... D12/196  
D593,460 S \* 6/2009 Schiavone ..... D12/163  
D619,507 S \* 7/2010 Ishibashi ..... D12/163

**FOREIGN PATENT DOCUMENTS**

GB 9003866961-0008 \* 4/2017

**OTHER PUBLICATIONS**

Frascella Twitter [https://twitter.com/m\\_frascella/status/1065896689901469696/photo/1](https://twitter.com/m_frascella/status/1065896689901469696/photo/1) Nov. 23, 2018 (Year: 2018).\*

*Primary Examiner* — Leanne Was-Englehart

(74) *Attorney, Agent, or Firm* — Reising Ethington P.C.

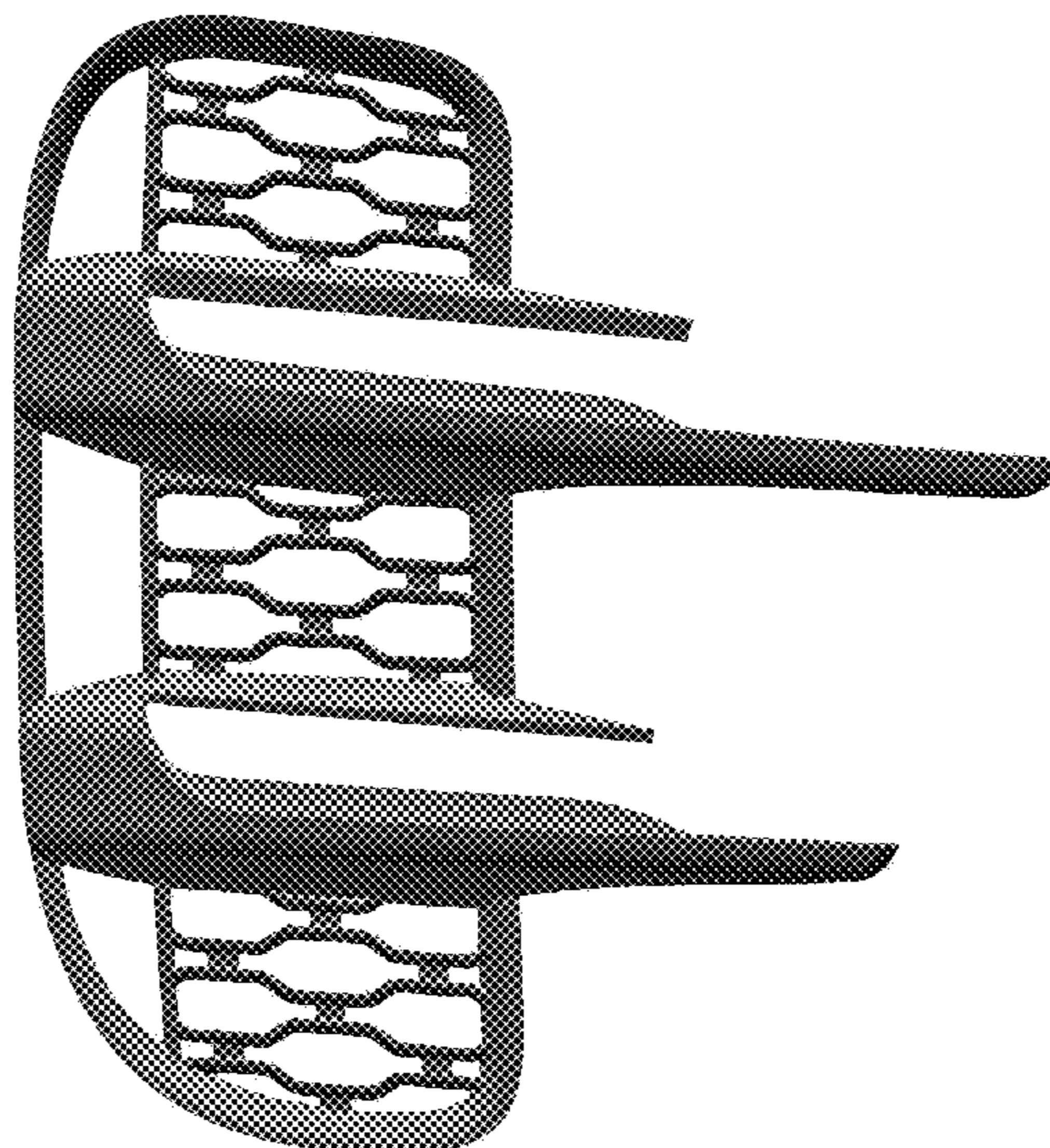
(57) **CLAIM**

The ornamental design for a vehicle side grille, as shown and described.

**DESCRIPTION**

FIG. 1 is a front left elevated perspective view of a vehicle side grille;  
FIG. 2 is a front left perspective view thereof;  
FIG. 3 is a rear right elevated perspective view thereof;  
FIG. 4 is a rear right perspective view thereof;  
FIG. 5 is a front view thereof;  
FIG. 6 is a rear view thereof;  
FIG. 7 is a left side view thereof;  
FIG. 8 is a right side view thereof;  
FIG. 9 is a top view thereof;  
FIG. 10 is a bottom view thereof; and,  
FIG. 11 is another front view thereof, but with the vehicle side grille mounted on a vehicle, the vehicle being unclaimed and shown in broken lines.

**1 Claim, 11 Drawing Sheets**



(56)

**References Cited**

U.S. PATENT DOCUMENTS

D836,509 S	*	12/2018	Grand .....	D12/190
D839,145 S	*	1/2019	Battams .....	D12/164
D840,273 S	*	2/2019	Battams .....	D12/91
D844,497 S	*	4/2019	Frascella .....	D12/163
D849,612 S	*	5/2019	Grand .....	D12/163
D862,312 S	*	10/2019	Frascella .....	D12/91
D863,662 S	*	10/2019	Yong .....	D26/139
D865,579 S	*	11/2019	Battams .....	D12/163
D865,580 S	*	11/2019	Pollard .....	D12/163
D868,645 S	*	12/2019	Battams .....	D12/164
D876,293 S	*	2/2020	Frascella .....	D12/164
D894,062 S	*	8/2020	Wheel .....	D12/169
D942,328 S	*	2/2022	Battams .....	D12/91
D953,952 S	*	6/2022	Wheel .....	D12/190

\* cited by examiner



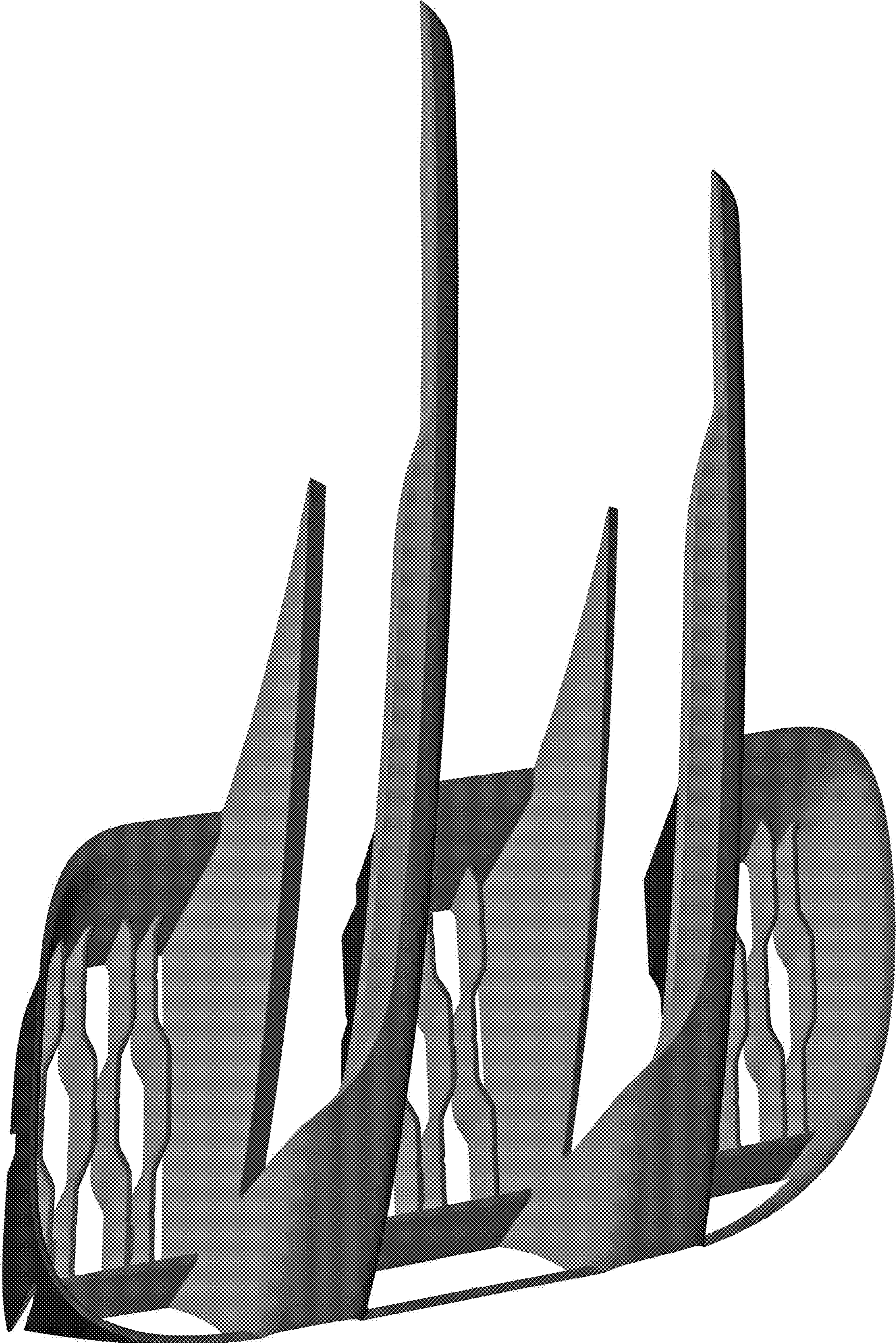


FIG. 1






FIG. 2



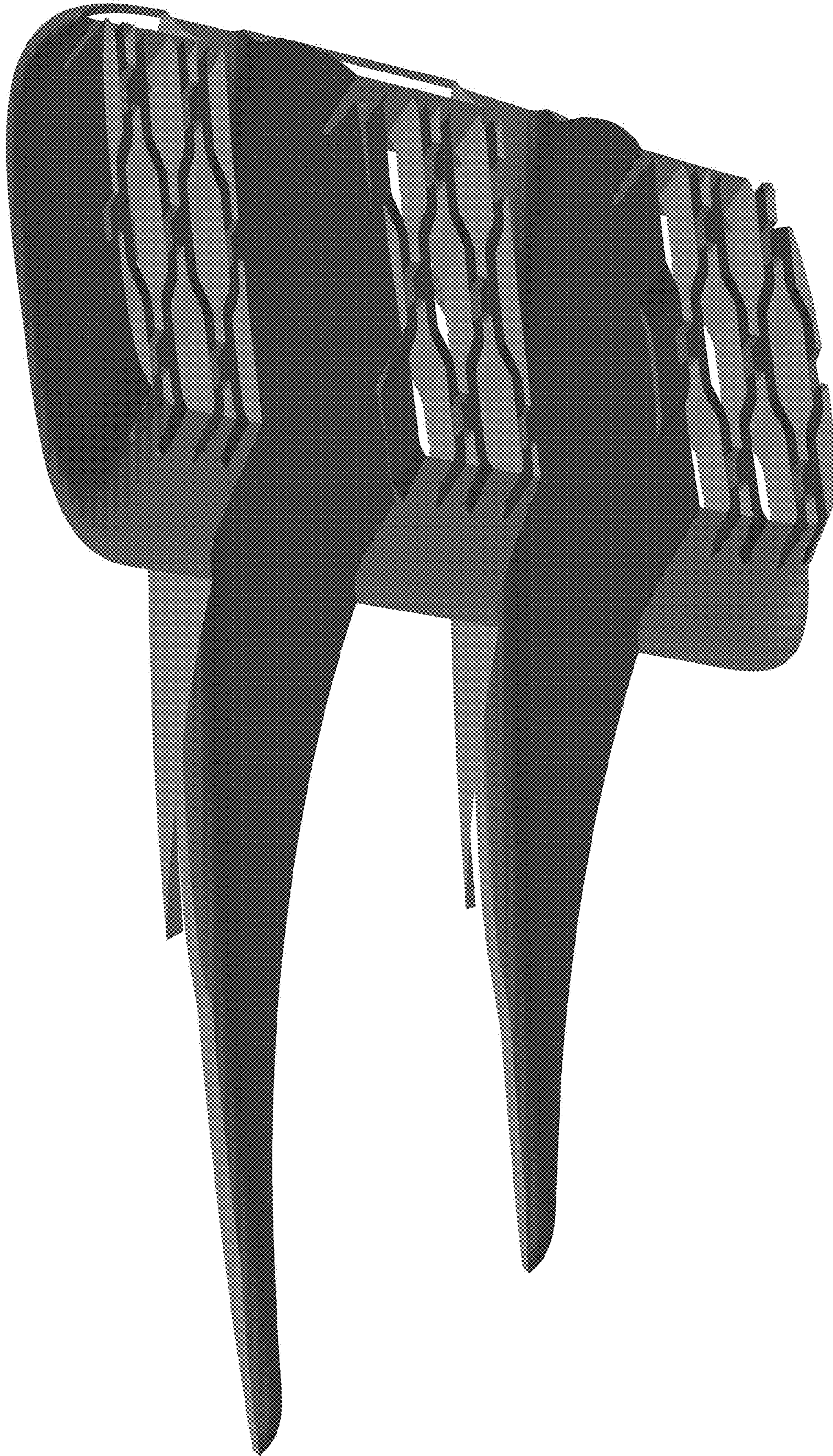


FIG. 3





FIG. 4






FIG. 5





FIG. 6






FIG. 7






FIG. 8






FIG. 9





FIG. 10



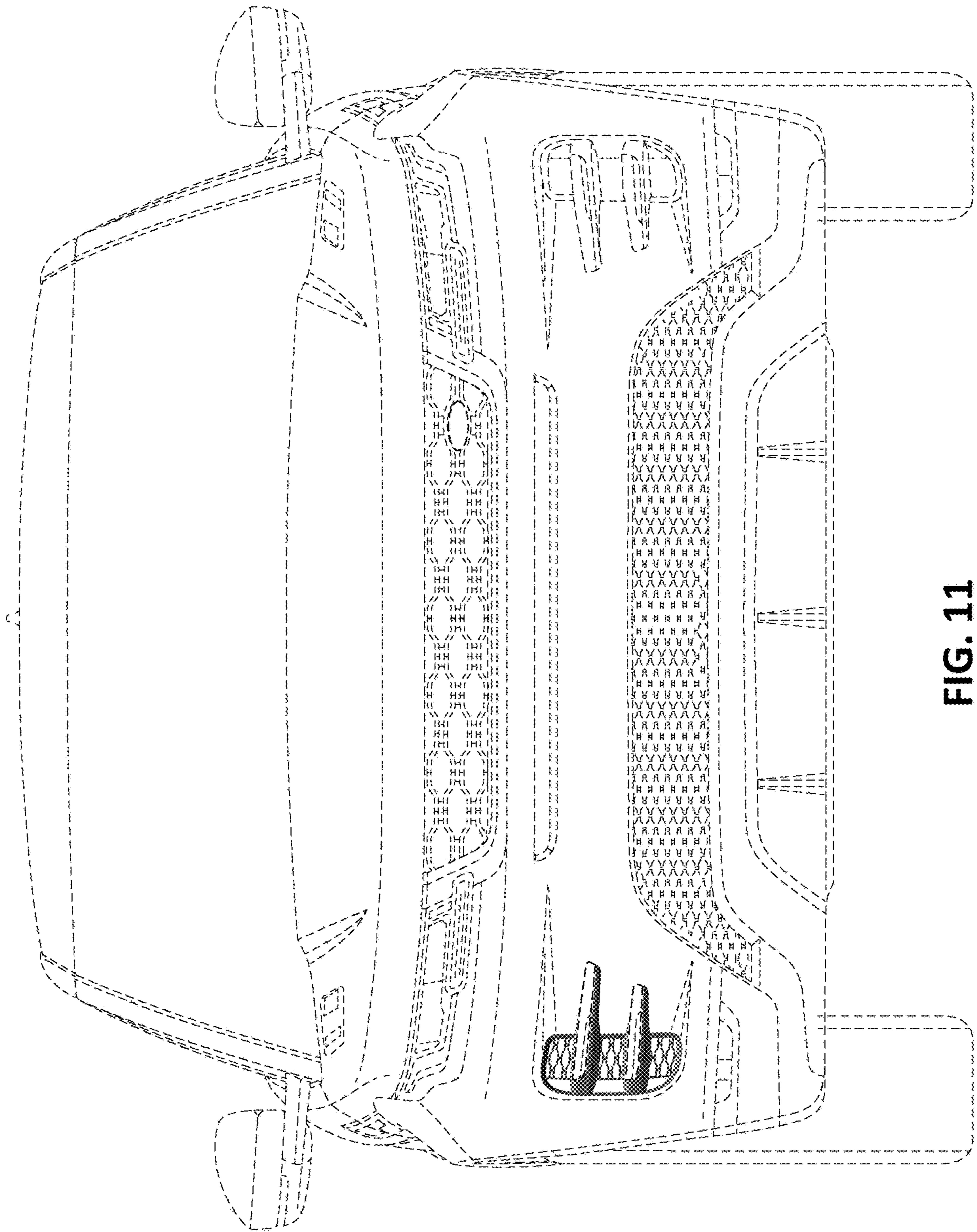


FIG. 11