



US00D980141S

(12) **United States Design Patent** (10) **Patent No.:** **US D980,141 S**
Grand (45) **Date of Patent:** **** Mar. 7, 2023**

(54) **REAR BUMPER**
(71) Applicant: **JAGUAR LAND ROVER LIMITED**,
Coventry (GB)
(72) Inventor: **Simon Grand**, Coventry (GB)
(73) Assignee: **JAGUAR LAND ROVER LIMITED**,
Coventry (GB)

D749,468 S * 2/2016 Frascella D12/169
D786,746 S * 5/2017 Wheel D12/169
D810,637 S * 2/2018 Wheel D12/169
D840,290 S * 2/2019 Frascella D12/164
D861,552 S * 10/2019 Grand D12/169
D862,312 S * 10/2019 Frascella D12/91
D876,292 S * 2/2020 Battams D12/164
D904,250 S * 12/2020 Wheel D12/169
D937,144 S * 11/2021 Grand D12/169

(**) Term: **15 Years**
(21) Appl. No.: **29/813,736**
(22) Filed: **Nov. 1, 2021**

Related U.S. Application Data

(62) Division of application No. 29/701,896, filed on Aug. 15, 2019, now Pat. No. Des. 937,144, which is a division of application No. 29/622,455, filed on Oct. 17, 2017, now Pat. No. Des. 861,552.

Foreign Application Priority Data

(30) Apr. 21, 2017 (EM) 003866961

(51) **LOC (14) Cl.** **12-16**

(52) **U.S. Cl.**
USPC **D12/169**

(58) **Field of Classification Search**
USPC D12/86, 163, 164, 167, 169-172, 216;
D21/424, 427, 433, 483, 533, 548
CPC B60R 19/02; B60R 19/04; B60R 19/18;
B60R 19/24; B60R 19/26; B60R 19/52
See application file for complete search history.

(56) **References Cited**

U.S. PATENT DOCUMENTS

D678,826 S * 3/2013 Akamine D12/169
D704,602 S * 5/2014 Frenzel D12/164
D733,013 S * 6/2015 Kamiura D12/164

OTHER PUBLICATIONS

Drive Reviews 2018 Range Rover Sport p400e <https://www.drive.com.au/reviews/2018-range-rover-sport-p400e-overseas-preview-drive/> Dec. 4, 2017 (Year: 2017).*
The Range Rover Sport has gone hybrid Top Gear <https://www.topgear.com/car-news/first-look/range-rover-sport-has-gone-hybrid> Oct. 3, 2017 (Year: 2017).*

* cited by examiner

Primary Examiner — Leanne Was-Englehart
(74) *Attorney, Agent, or Firm* — Reising Ethington P.C.


(57) **CLAIM**

The ornamental design for a rear bumper, as shown and described.

DESCRIPTION

FIG. 1 is a front right perspective view of a rear bumper, showing our new design;
FIG. 2 is a front left perspective view thereof;
FIG. 3 is a rear right perspective view thereof;
FIG. 4 is a rear left perspective view thereof;
FIG. 5 is a front view thereof;
FIG. 6 is a rear view thereof;
FIG. 7 is a right side view thereof;
FIG. 8 is a left side view thereof;
FIG. 9 is a top view thereof; and,
FIG. 10 is a bottom view thereof.

1 Claim, 10 Drawing Sheets






FIG. 1




FIG. 2




FIG. 3




FIG. 4




FIG. 5




FIG. 6




FIG. 7




FIG. 8




FIG. 9




FIG. 10