



US00D980116S

(12) **United States Design Patent**
Qu

(10) **Patent No.:** **US D980,116 S**
(45) **Date of Patent:** **** Mar. 7, 2023**

(54) **BUCKLE**
(71) Applicant: **Shenzhen Fengtouniao Technology Co., Ltd., Shenzhen (CN)**
(72) Inventor: **Weiwei Qu, Fengcheng (CN)**
(**) Term: **15 Years**
(21) Appl. No.: **29/830,517**
(22) Filed: **Mar. 14, 2022**
(51) **LOC (14) Cl.** **02-07**
(52) **U.S. Cl.**
USPC **D11/231**
(58) **Field of Classification Search**
USPC D11/3, 94, 61, 201, 218, 221, 230, 231,
D11/232, 233, 237, 238, 241;
D2/624-627
CPC ... A44B 11/2561; A44B 11/006; A44B 11/24;
A44B 11/001; A44B 11/22; A44B 11/04;
A44B 11/2576; A44B 11/28; B68C 1/14;
G09F 3/18
See application file for complete search history.

D348,420 S * 7/1994 Edsall D11/218
6,142,348 A * 11/2000 Park A44B 11/005
224/183
D579,820 S * 11/2008 Brown D11/231
7,617,801 B2 * 11/2009 Wang A01K 27/001
24/186
D619,928 S * 7/2010 Bodino D11/231
D637,519 S * 5/2011 Coffman D11/234
D830,227 S * 10/2018 Mouquet D11/231
D856,190 S * 8/2019 Dumas D11/231
D856,846 S * 8/2019 Mouquet D11/231
D864,697 S 10/2019 Gnocchini
D871,249 S 12/2019 Deng
D879,643 S 3/2020 Deng et al.
D881,739 S 4/2020 Deng et al.
D885,254 S 5/2020 Jiang
10,820,665 B1 * 11/2020 Baber A44B 11/006
D915,935 S * 4/2021 Mouquet D11/231
D915,936 S * 4/2021 Mouquet D11/231
D915,937 S * 4/2021 Dumas D11/231
D915,938 S * 4/2021 Dumas D11/231
D915,939 S * 4/2021 Mouquet D11/231
2008/0276437 A1 * 11/2008 Williams A44B 11/22
24/68 E

(Continued)

Primary Examiner — John A Voytek
(74) Attorney, Agent, or Firm — Rumit Ranjit Kanakia

(56) **References Cited**

U.S. PATENT DOCUMENTS

102,076 A * 4/1870 Adair A44B 11/22
24/176
430,078 A * 6/1890 Latham A44B 11/22
24/176
900,774 A * 10/1908 Pearl A44B 11/22
24/176
926,634 A * 6/1909 Anderson A44B 11/22
24/196
1,203,280 A * 10/1916 Troop A44B 11/22
24/176
D134,306 S * 11/1942 Lipari D11/231
D135,154 S * 3/1943 Huff D11/231
D211,314 S * 6/1968 Beach 24/23 B

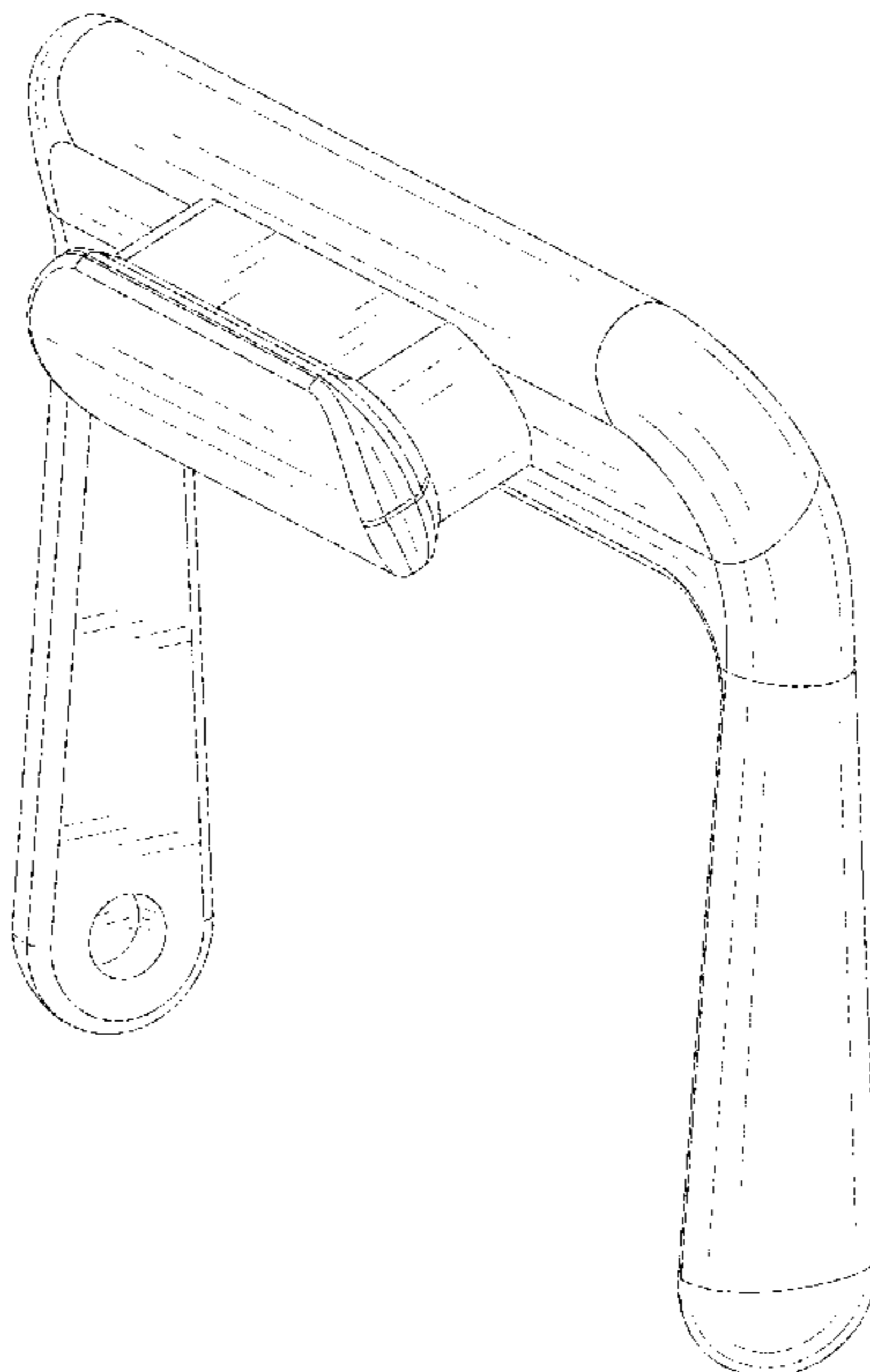
(57) **CLAIM**

The ornamental design for a buckle, as shown and described.

DESCRIPTION

FIG. 1 is a front perspective view of a buckle showing my new design;
FIG. 2 is a front view thereof;
FIG. 3 is a rear view thereof;
FIG. 4 is a left-side view thereof;
FIG. 5 is a right-side view thereof;
FIG. 6 is a top view thereof; and,
FIG. 7 is a bottom view thereof.

1 Claim, 7 Drawing Sheets



(56)

References Cited

U.S. PATENT DOCUMENTS

2020/0187605 A1* 6/2020 Catan A44C 5/246

* cited by examiner

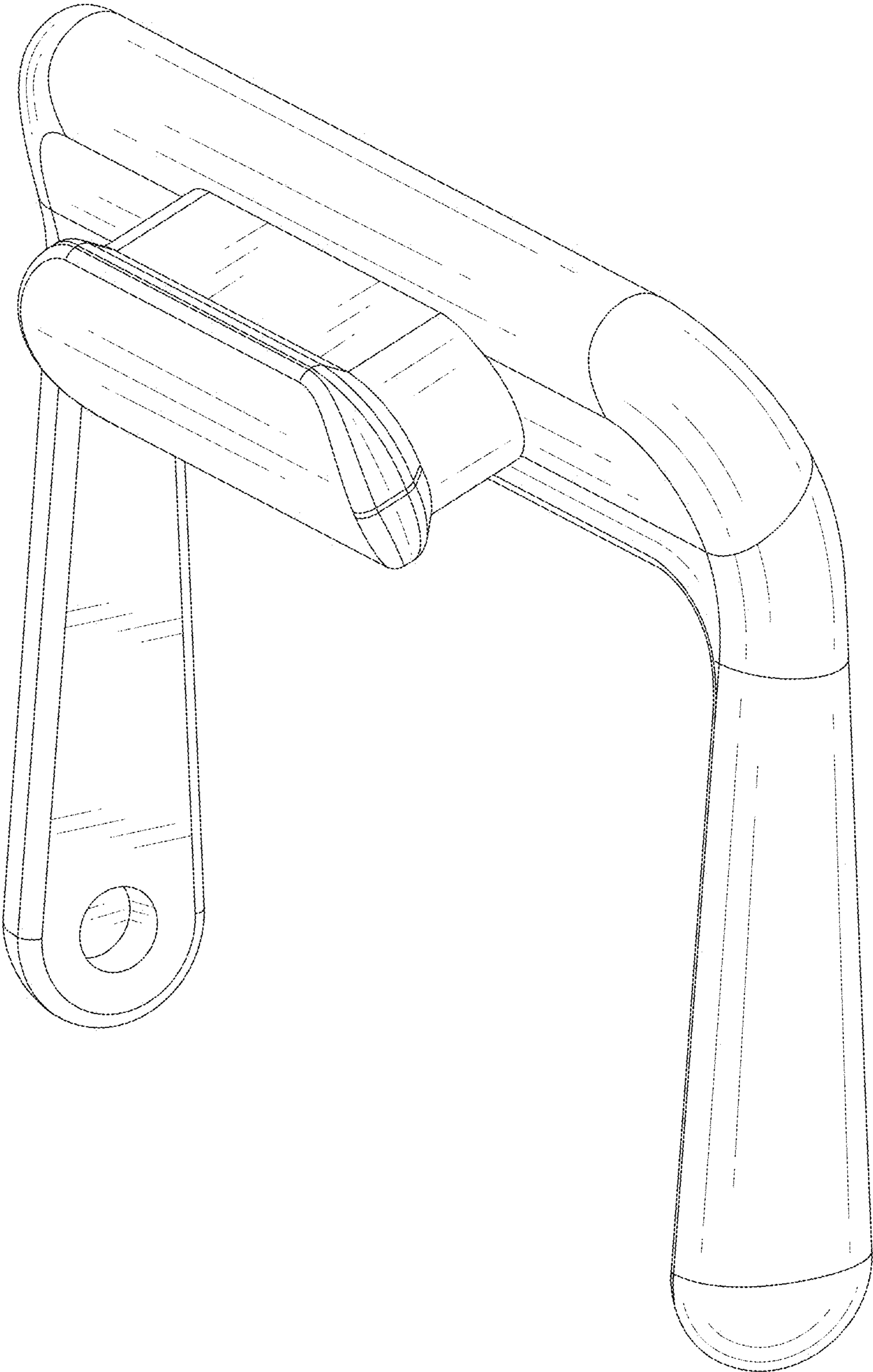


FIG.1

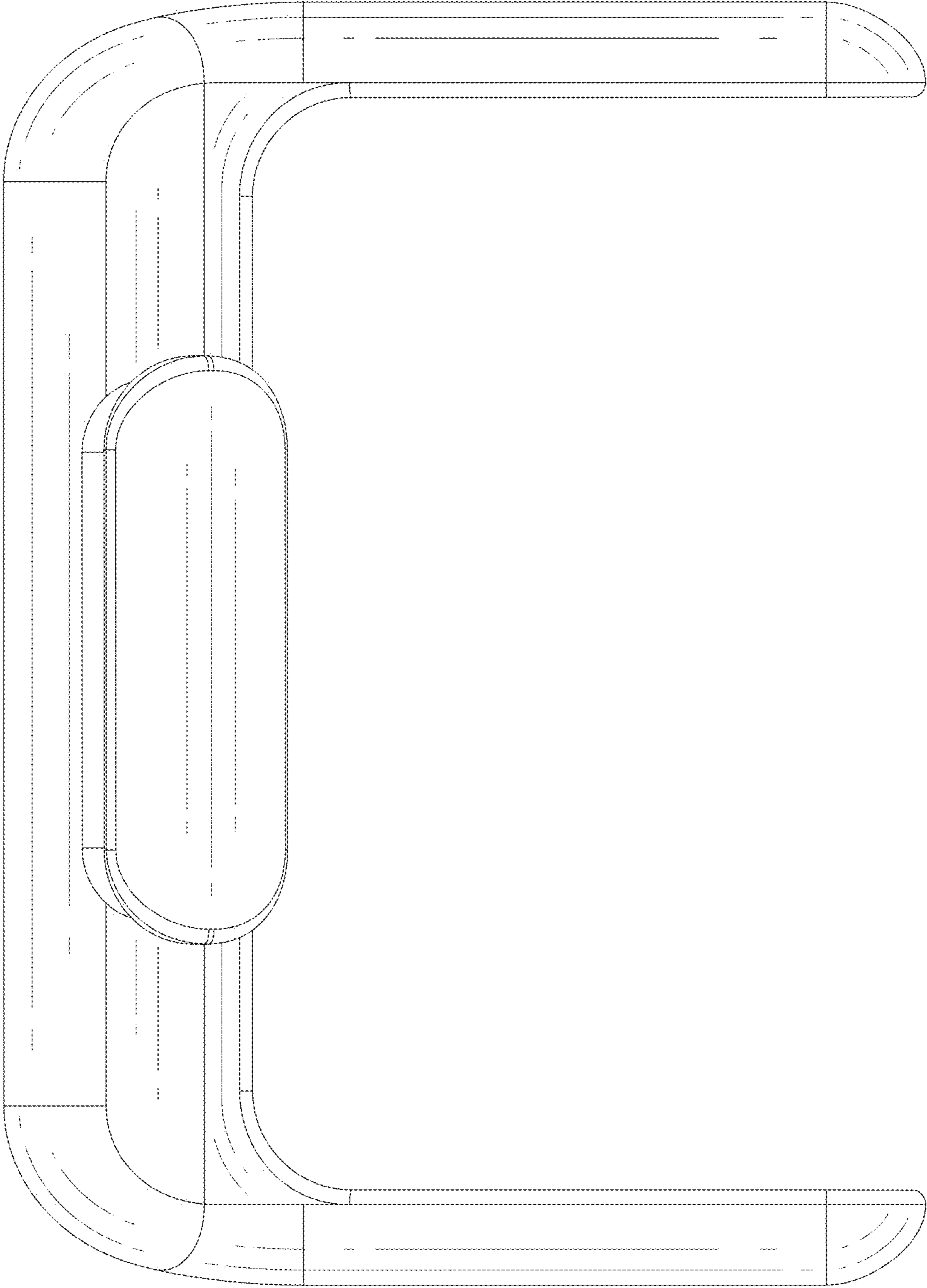


FIG.2

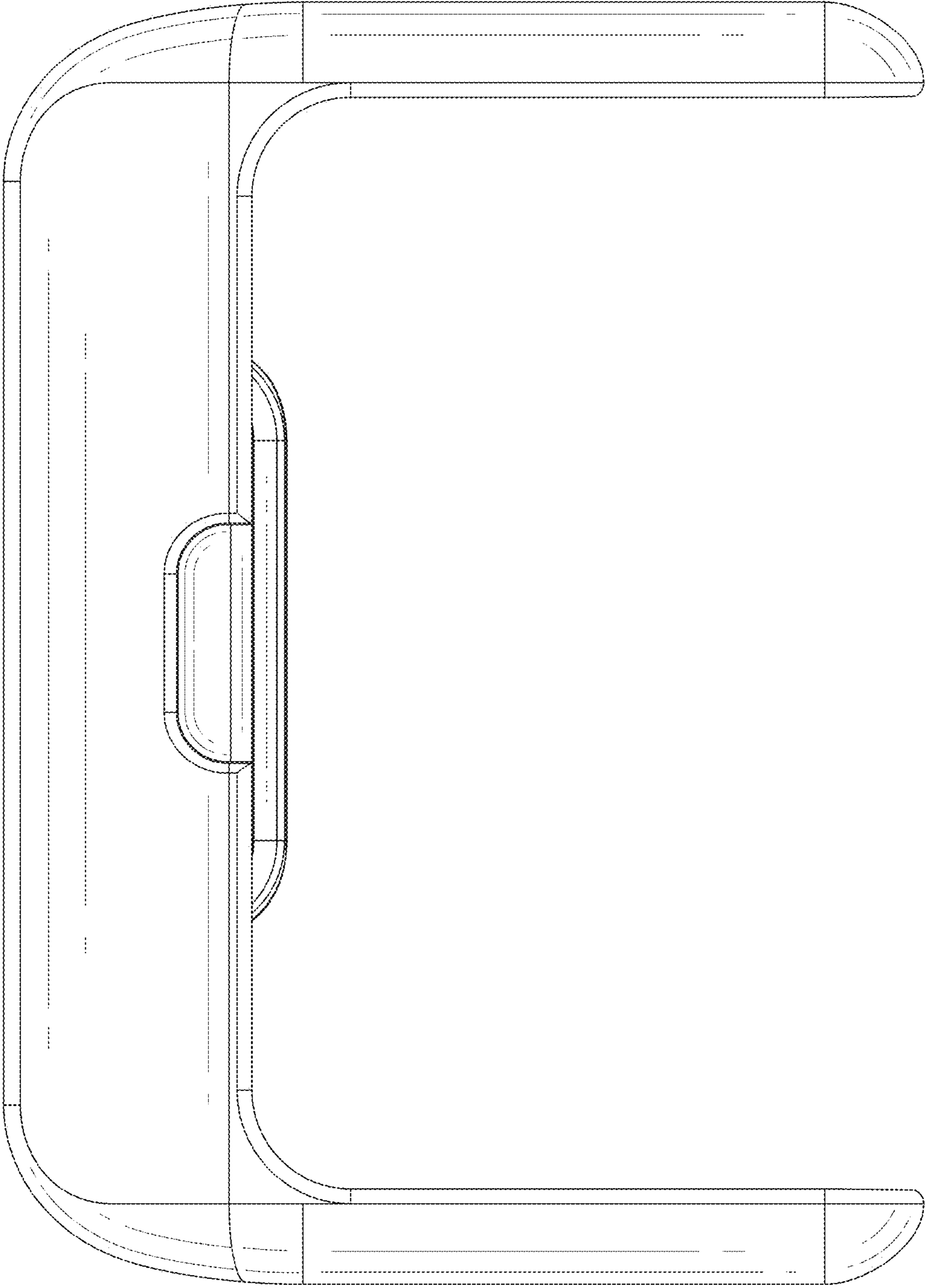


FIG.3

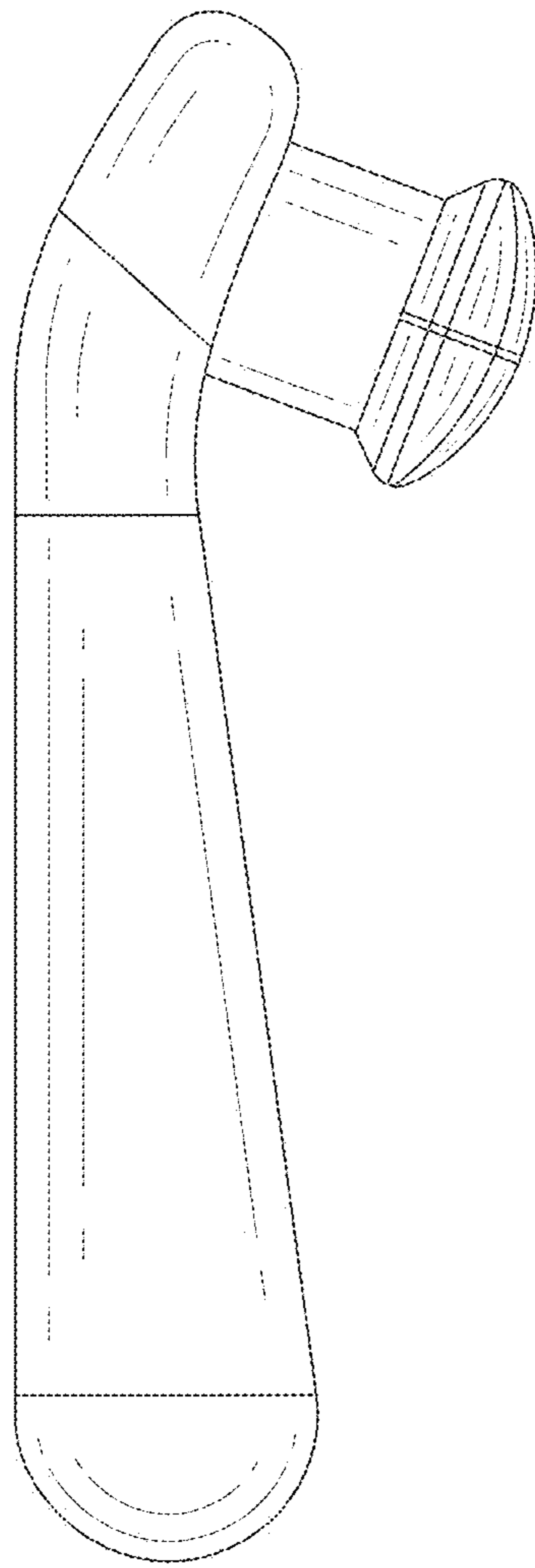


FIG.4

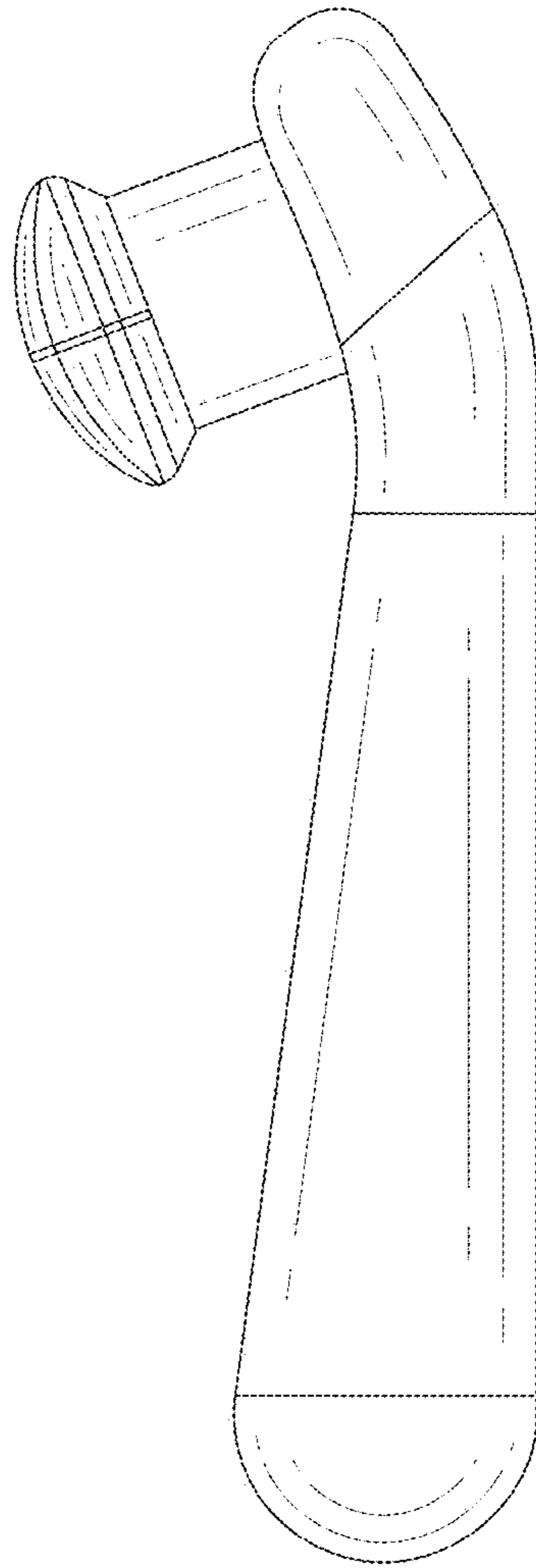


FIG.5

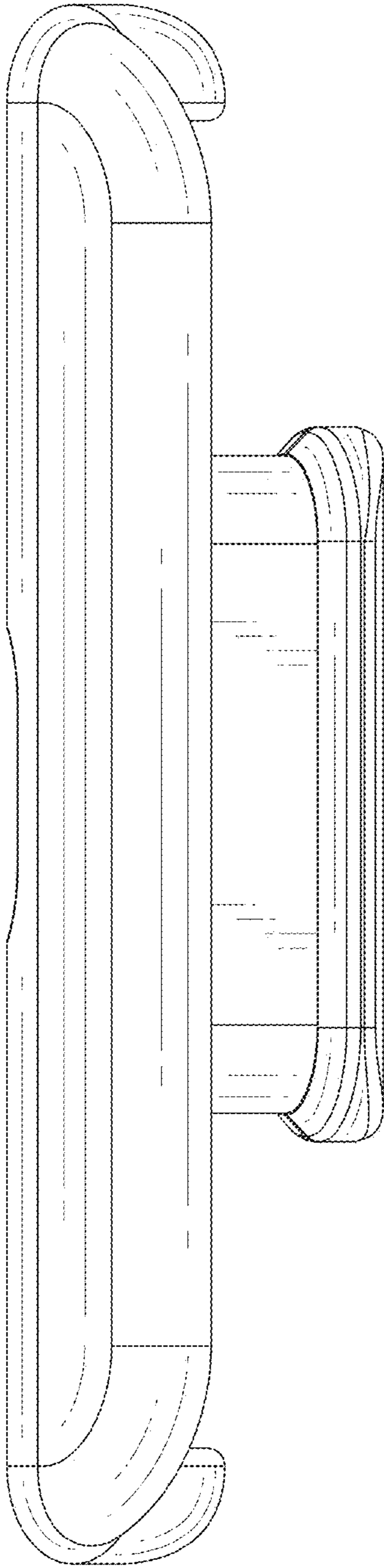


FIG. 6

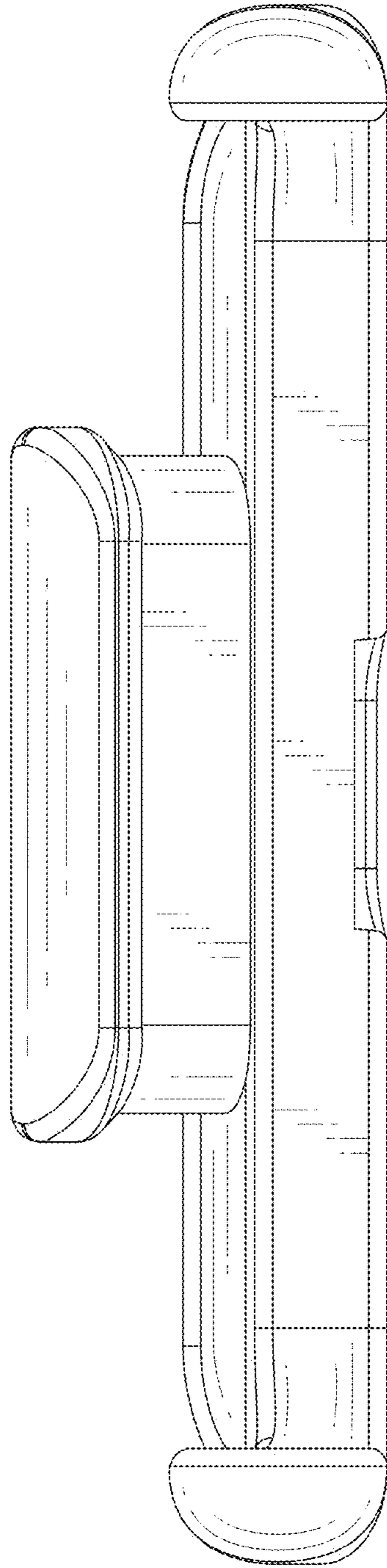


FIG.7