



US00D980104S

(12) **United States Design Patent** (10) **Patent No.:** **US D980,104 S**
Yi (45) **Date of Patent:** **** Mar. 7, 2023**

(54) **WATCHBAND**
(71) Applicant: **Chaoxin Yi**, Nanchong (CN)
(72) Inventor: **Chaoxin Yi**, Nanchong (CN)
(**) Term: **15 Years**
(21) Appl. No.: **29/838,133**
(22) Filed: **May 11, 2022**
(51) **LOC (14) Cl.** **11-01**
(52) **U.S. Cl.**
USPC **D11/3; D11/12**
(58) **Field of Classification Search**
USPC D11/1-8, 11, 12, 13; D14/344; D10/31,
D10/32
CPC A44C 11/00; A44C 11/002; A44C 11/005;
A44C 11/007; A44C 13/00; A44C 5/00;
A44C 5/0007; A44C 5/0023; A44C
5/0053; A44C 5/02; A44C 5/025; A44C
5/027; A44C 5/20; A44C 5/2057; A44C
5/2061; A44C 5/2071; A44C 5/24; A44C
5/243; A44C 5/246
See application file for complete search history.

(56) **References Cited**
U.S. PATENT DOCUMENTS
352,917 A * 11/1886 Granbery A44C 11/007
63/3
1,092,427 A * 4/1914 Brassler A44C 11/00
59/80
1,116,910 A * 11/1914 Oexle A44C 11/00
63/5.1
1,422,776 A * 7/1922 Maxenchs A44C 5/02
59/80
1,626,139 A * 4/1927 Kraysler A44C 5/02
D11/12
1,641,797 A * 9/1927 Batchelder A44C 5/02
59/80
1,700,351 A * 1/1929 Dansereau A44C 5/022
D11/12

D78,036 S * 3/1929 Lederer D11/12
2,322,461 A * 6/1943 Mariano A44C 5/00
63/3
2,510,774 A * 6/1950 Engel A44C 11/007
63/26
D443,547 S * 6/2001 Kremer D11/6
D472,178 S * 3/2003 Avril D11/6
D479,143 S * 9/2003 Coin D11/4
D803,715 S * 11/2017 Lane D11/12
D879,645 S 3/2020 Lin
D909,904 S 2/2021 Koyama
D921,516 S 6/2021 Ouyang
2010/0132329 A1* 6/2010 Rose A44C 11/00
59/80

(Continued)

Primary Examiner — Llorellys Martinez
(74) Attorney, Agent, or Firm — Rumit Ranjit Kanakia

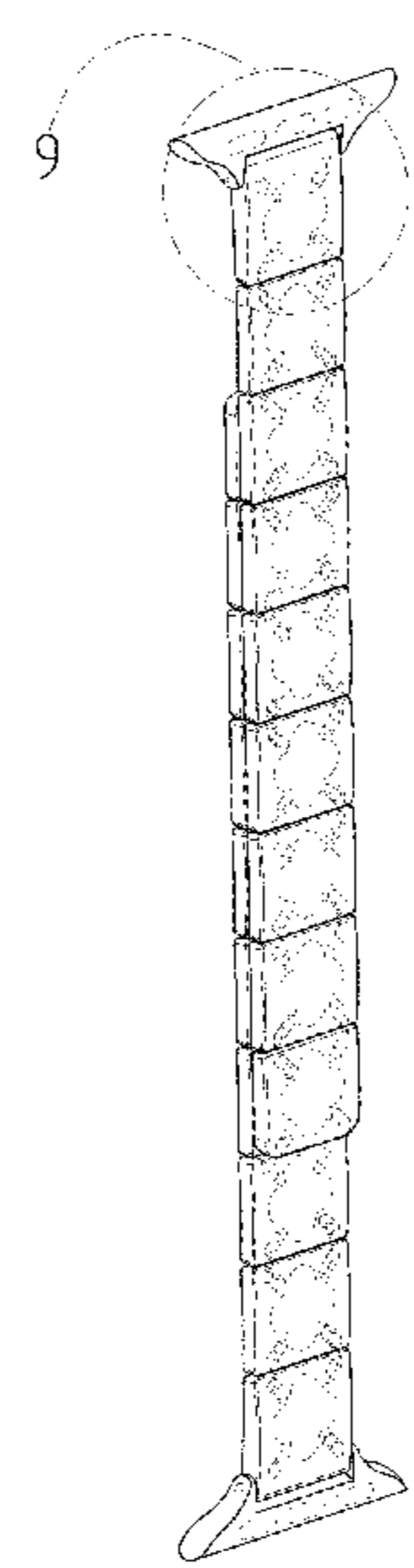
(57) **CLAIM**

The ornamental design for a watchband, as shown and described.

DESCRIPTION

FIG. 1 is a first perspective view of a watchband showing my new design;
FIG. 2 is a second perspective view thereof;
FIG. 3 is a front view thereof;
FIG. 4 is a back view thereof;
FIG. 5 is a left side view thereof;
FIG. 6 is a right side view thereof;
FIG. 7 is a top view thereof;
FIG. 8 is a bottom view thereof; and,
FIG. 9 is an enlarged view thereof, taken from portion 9 in FIG. 1.
The broken lines shown in the drawings represent portions of the watchband that form no part of the claimed design. The dot-dash broken lines of FIGS. 1 and 9 are included to show a partially enlarged view only and form no part of the claimed design.

1 Claim, 9 Drawing Sheets



(56)

References Cited

U.S. PATENT DOCUMENTS

2015/0124567 A1* 5/2015 Liao A44C 5/0015
368/282

* cited by examiner

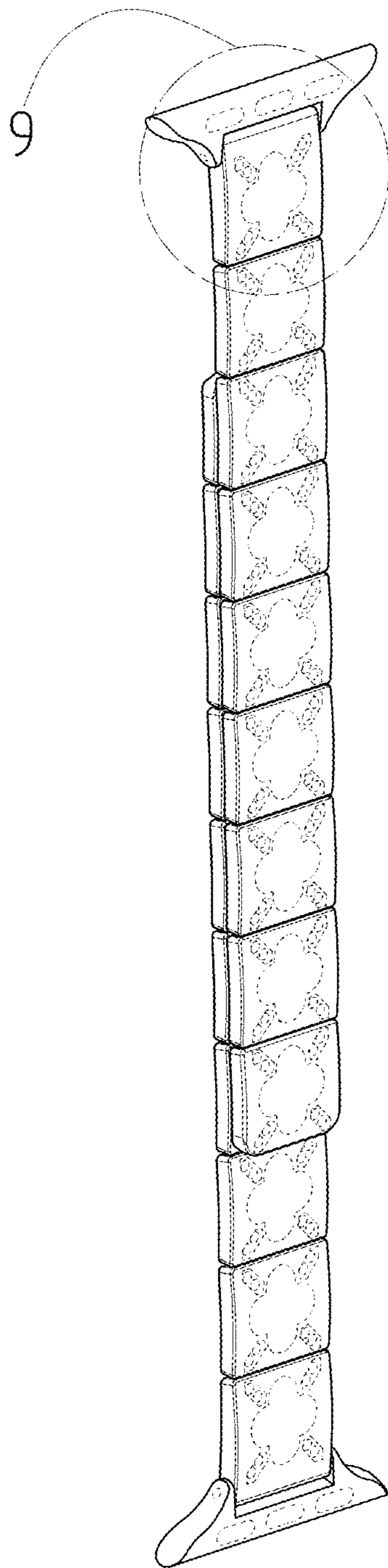


FIG. 1

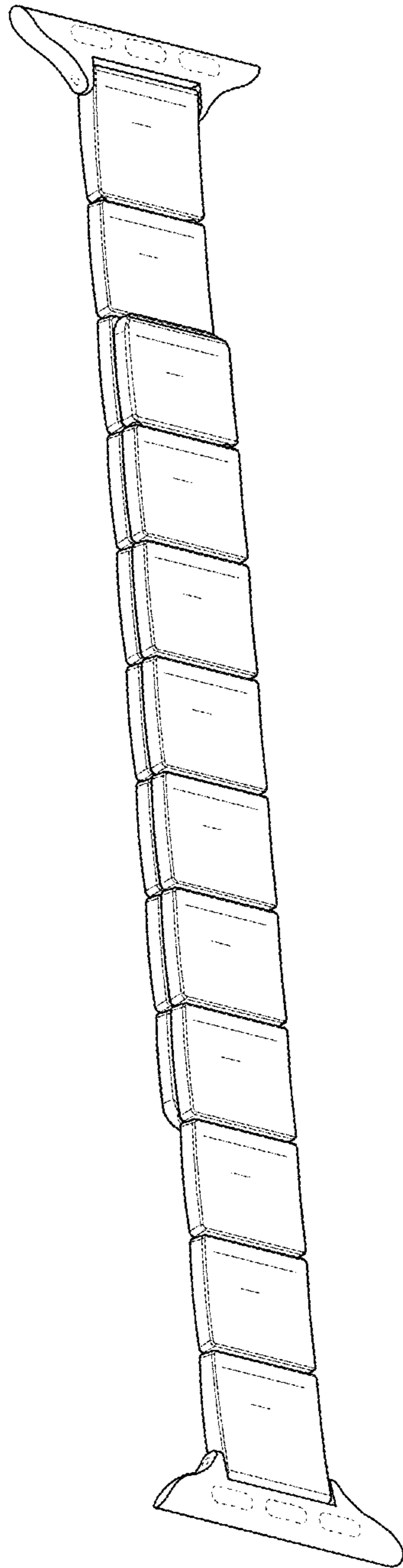


FIG. 2

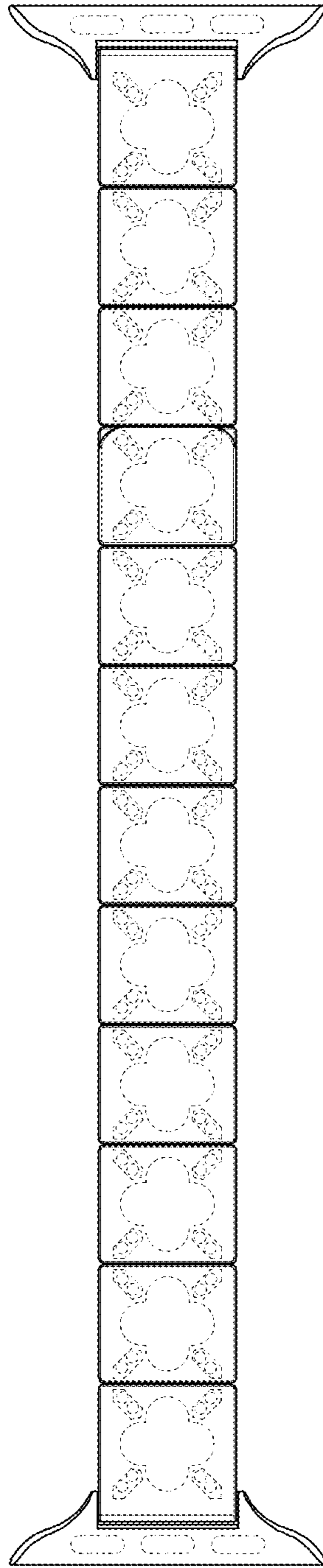


FIG. 3

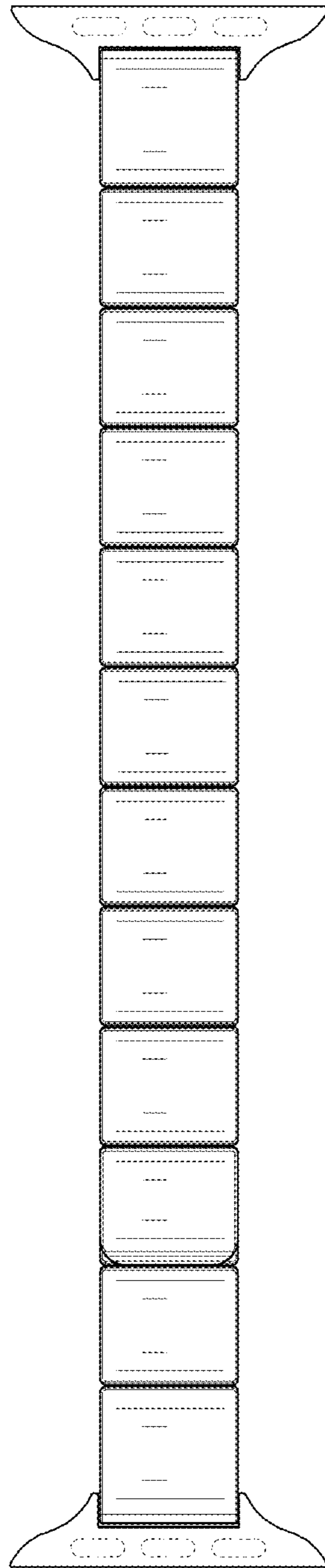


FIG. 4



FIG. 5

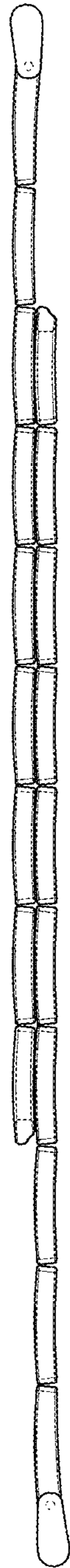


FIG. 6




FIG. 7




FIG. 8



FIG. 9