



US00D980085S

(12) **United States Design Patent** (10) **Patent No.:** **US D980,085 S**
Miyatake et al. (45) **Date of Patent:** **** Mar. 7, 2023**

(54) **PACKAGING CONTAINER WITH APPLICATOR**

(71) Applicants: **TAISEI KAKO CO., LTD.**, Osaka (JP);
Teibow Co. Ltd., Hamamatsu (JP)

(72) Inventors: **Satoshi Miyatake**, Ibaraki (JP);
Nobuhiro Kunii, Hamamatsu (JP)

(73) Assignees: **TAISEI KAKO CO., LTD.**, Osaka (JP);
TEIBOW CO., LTD., Shizuoka (JP)

(**) Term: **15 Years**

(21) Appl. No.: **29/765,397**

(22) Filed: **Jan. 7, 2021**

Related U.S. Application Data

(62) Division of application No. 29/686,826, filed on Apr. 8, 2019, now Pat. No. Des. 909,889.

(30) **Foreign Application Priority Data**

Oct. 18, 2018 (JP) 2018-022927

Oct. 18, 2018 (JP) 2018-022928

(51) **LOC (14) Cl.** **09-01**

(52) **U.S. Cl.**
USPC **D9/724**

(58) **Field of Classification Search**

USPC D9/442, 695-699, 711, 712, 723-729;
D28/7, 73, 76, 85, 88

CPC A45D 34/04; A45D 34/041; A45D 34/042;
A45D 40/00; A45D 40/02; A45D 40/0075; A45D 40/205; A45D 40/26;
A45D 40/261; A45D 40/262; A45D 2040/0018; A45D 2040/0025; A45D 2200/057; B65D 1/08; B65D 47/18; B65D 51/32

See application file for complete search history.

(56) **References Cited**

U.S. PATENT DOCUMENTS

D292,672 S * 11/1987 Duell D28/7
D367,004 S * 2/1996 Herbst D19/906
D406,054 S 2/1999 Wagner
D466,553 S * 12/2002 Yan D9/724
D530,857 S 10/2006 Black
D532,315 S 11/2006 Moutinho

(Continued)

FOREIGN PATENT DOCUMENTS

JP 1407513 S 2/2011
JP 1487027 S 12/2013

OTHER PUBLICATIONS

Teibow Cosmetics, Domestic Catalog No. 190, 2013, 5 pages.

Primary Examiner — Janice Patyk

(74) *Attorney, Agent, or Firm* — Lucas & Mercanti, LLP

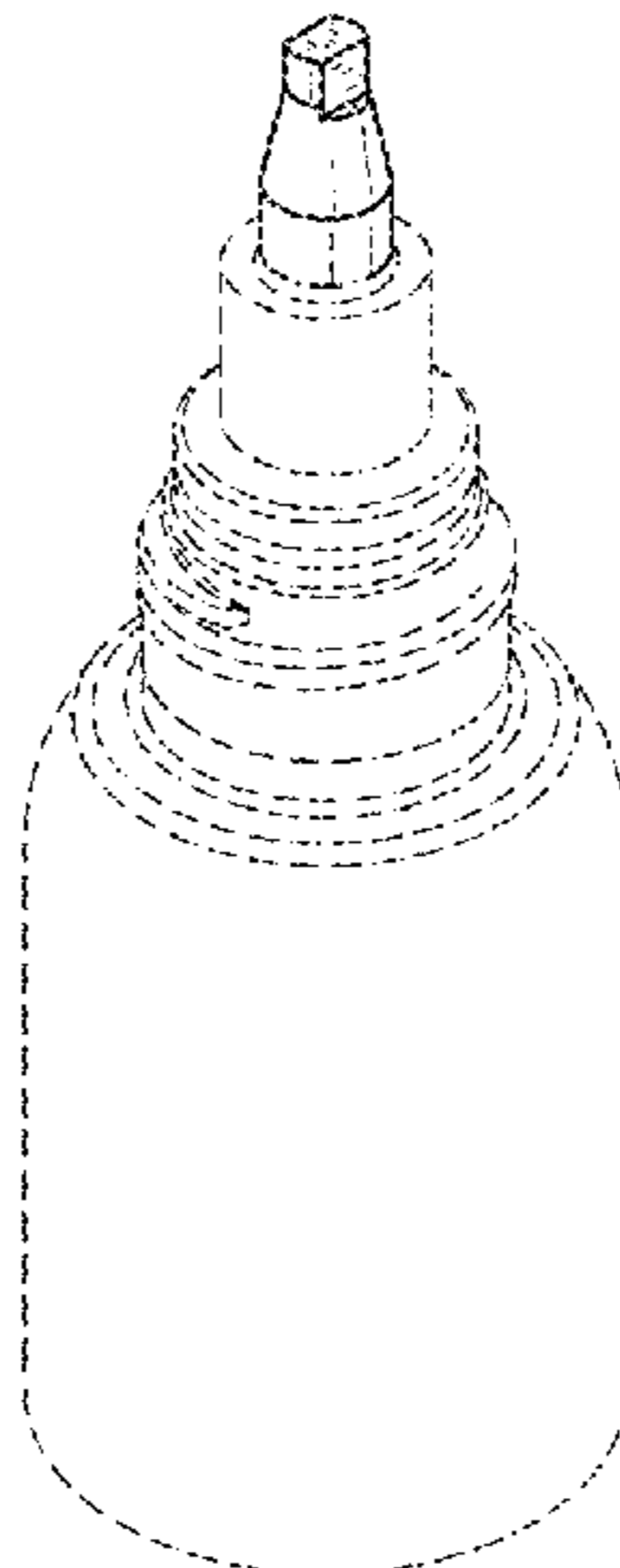
(57) **CLAIM**

The ornamental design for a packaging container with applicator, as shown and described.

DESCRIPTION

FIG. 1 is a front view of a packaging container with applicator, showing our new design;
FIG. 2 is a back view thereof;
FIG. 3 is a top view thereof;
FIG. 4 is a bottom view thereof;
FIG. 5 is a left side view thereof;
FIG. 6 is a right side view thereof; and,
FIG. 7 is a front perspective view thereof.
The broken lines in the figures illustrate the portions of design that form no part of the claimed design.
The dot-dash broken lines immediately adjacent to the claimed areas in the views represent the boundaries of the design and form no part thereof.

(Continued)



None of the broken lines form any part of the claimed design.

1 Claim, 3 Drawing Sheets

(56)

References Cited

U.S. PATENT DOCUMENTS

D536,623	S	*	2/2007	Ozaki	D9/724
D551,569	S	*	9/2007	Tanaka	D9/724
D555,012	S	*	11/2007	Yamauchi	D9/724
D604,767	S		11/2009	Hung et al.	
D630,951	S		1/2011	Lim	
D640,931	S	*	7/2011	Swanson	D9/667
D654,375	S	*	2/2012	Kuboshima	D9/443
D658,993	S		5/2012	Gill et al.	
D669,982	S		10/2012	Ruiz, Sr. et al.	
D748,781	S		2/2016	Zhang et al.	
D808,282	S		1/2018	Weber	
D909,889	S	*	2/2021	Miyatake	D9/724

* cited by examiner

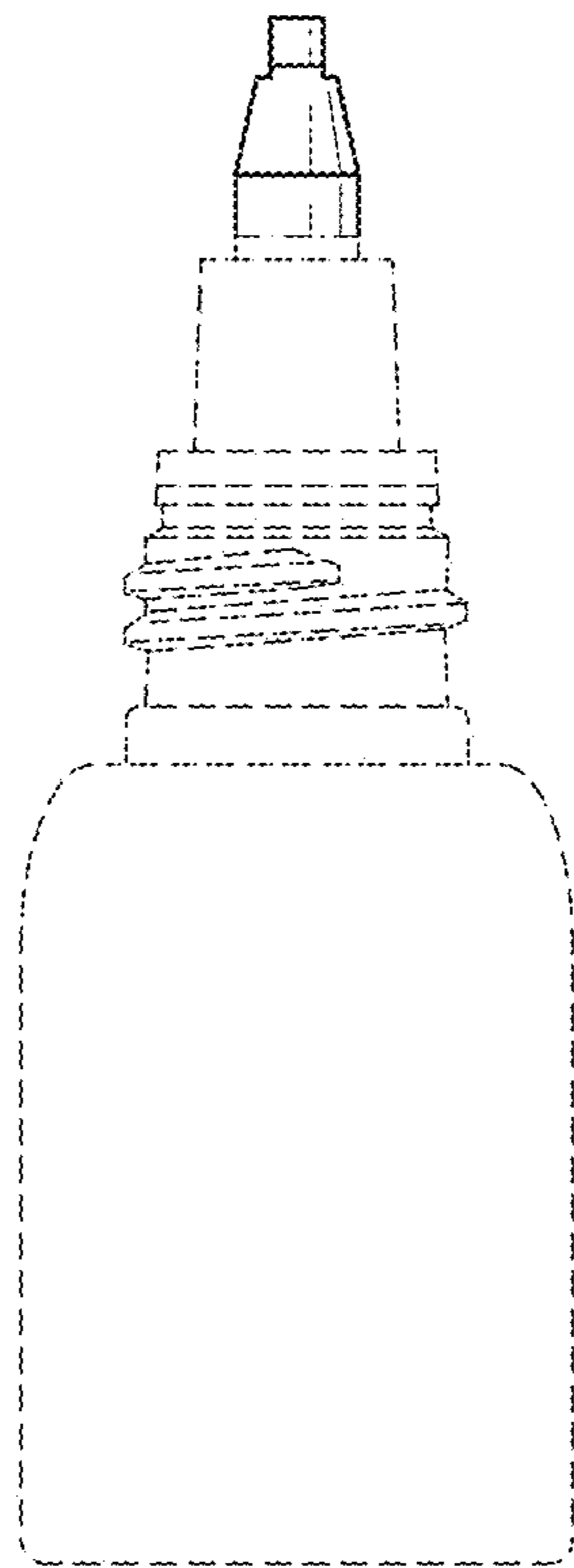


FIG. 1

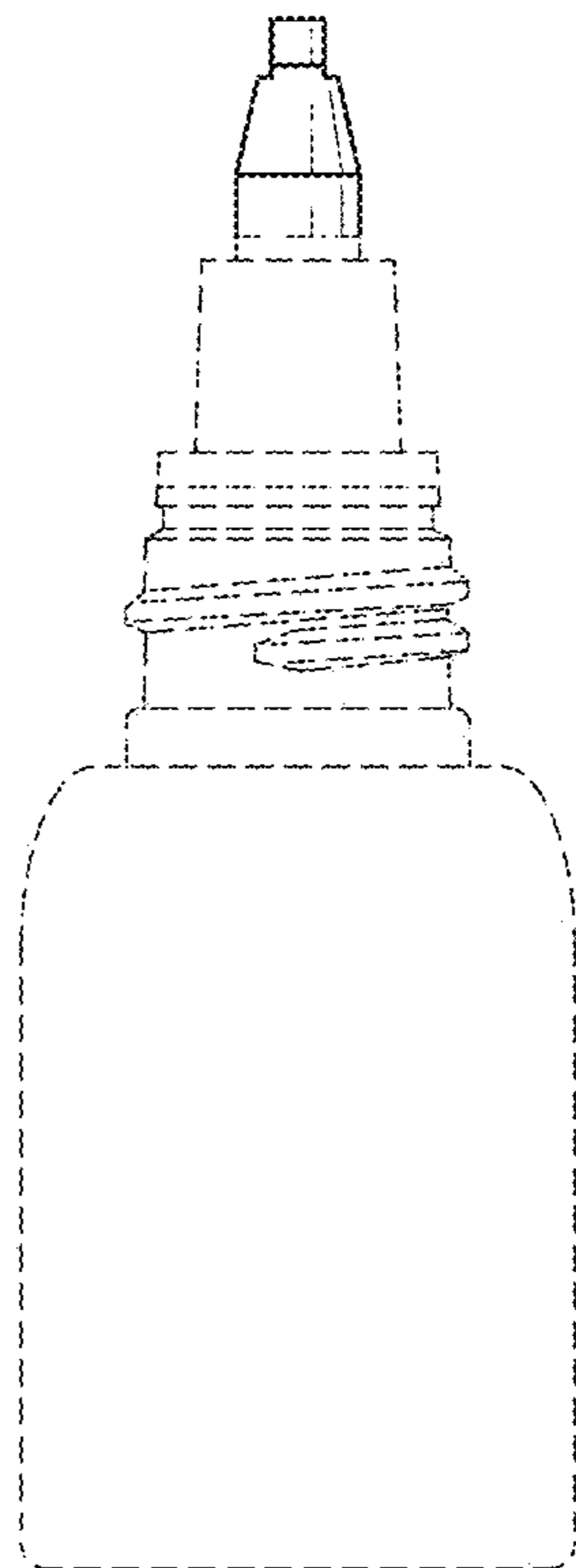


FIG. 2

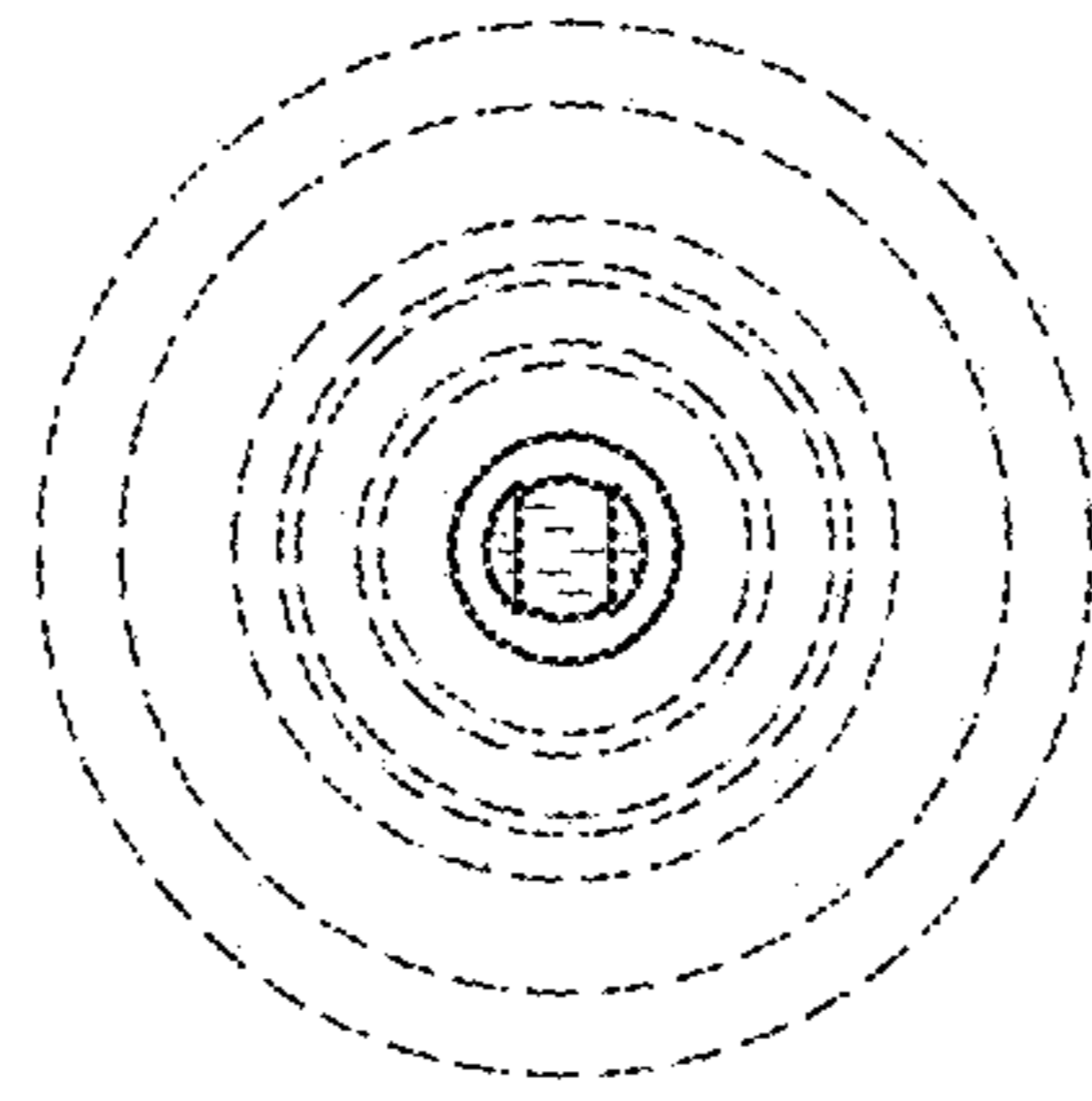


FIG. 3

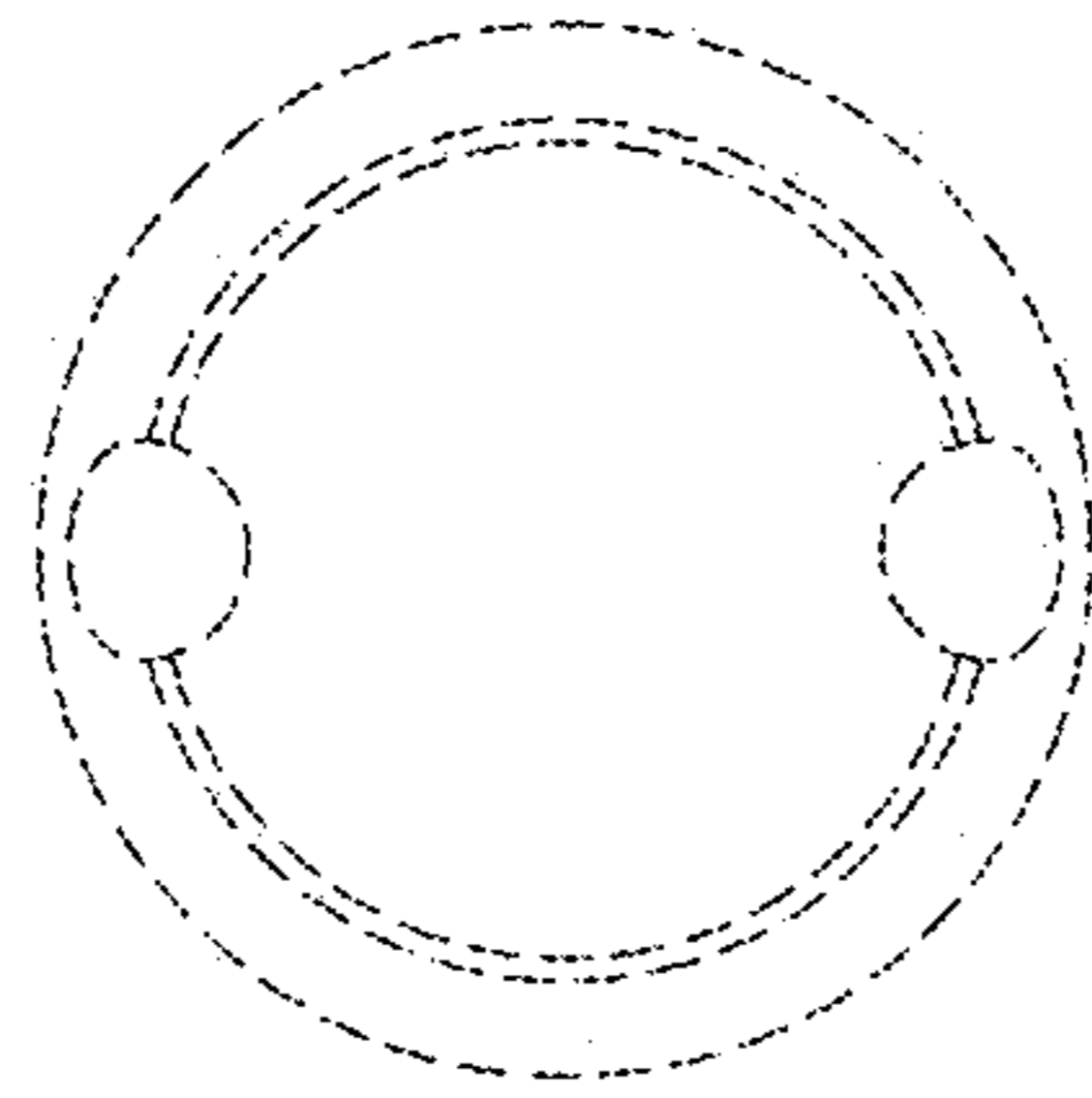


FIG. 4

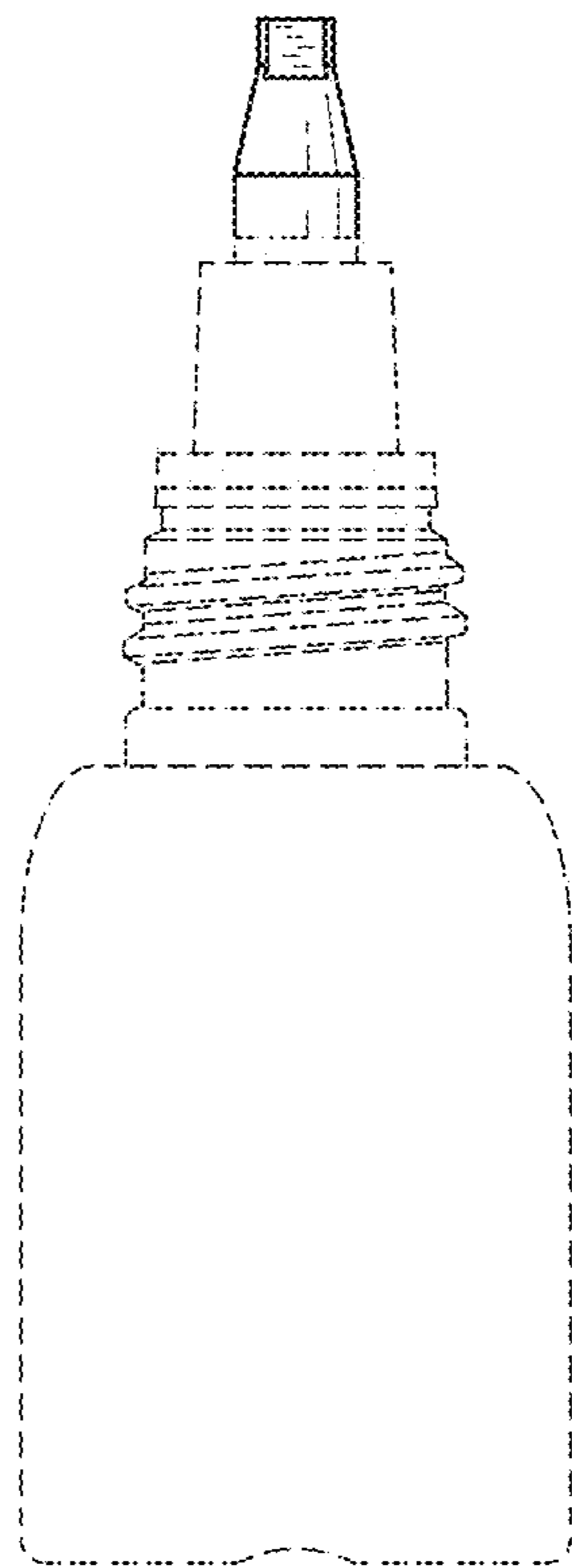


FIG. 5

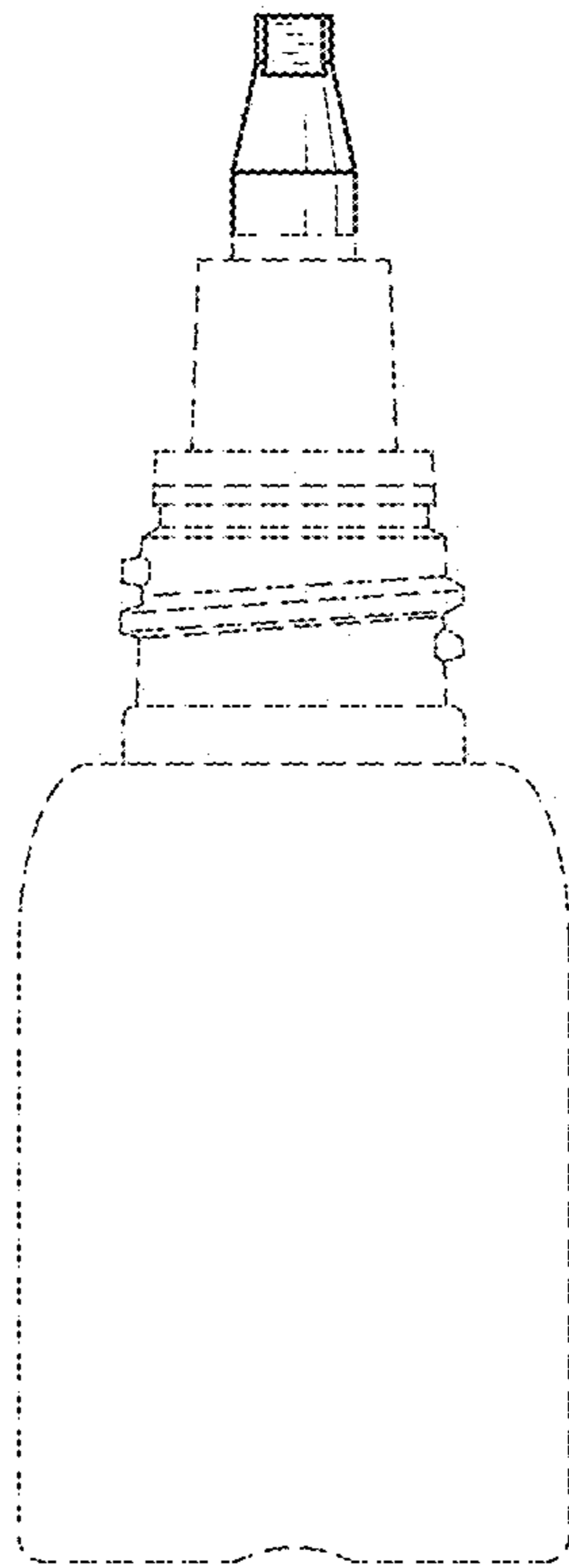


FIG. 6

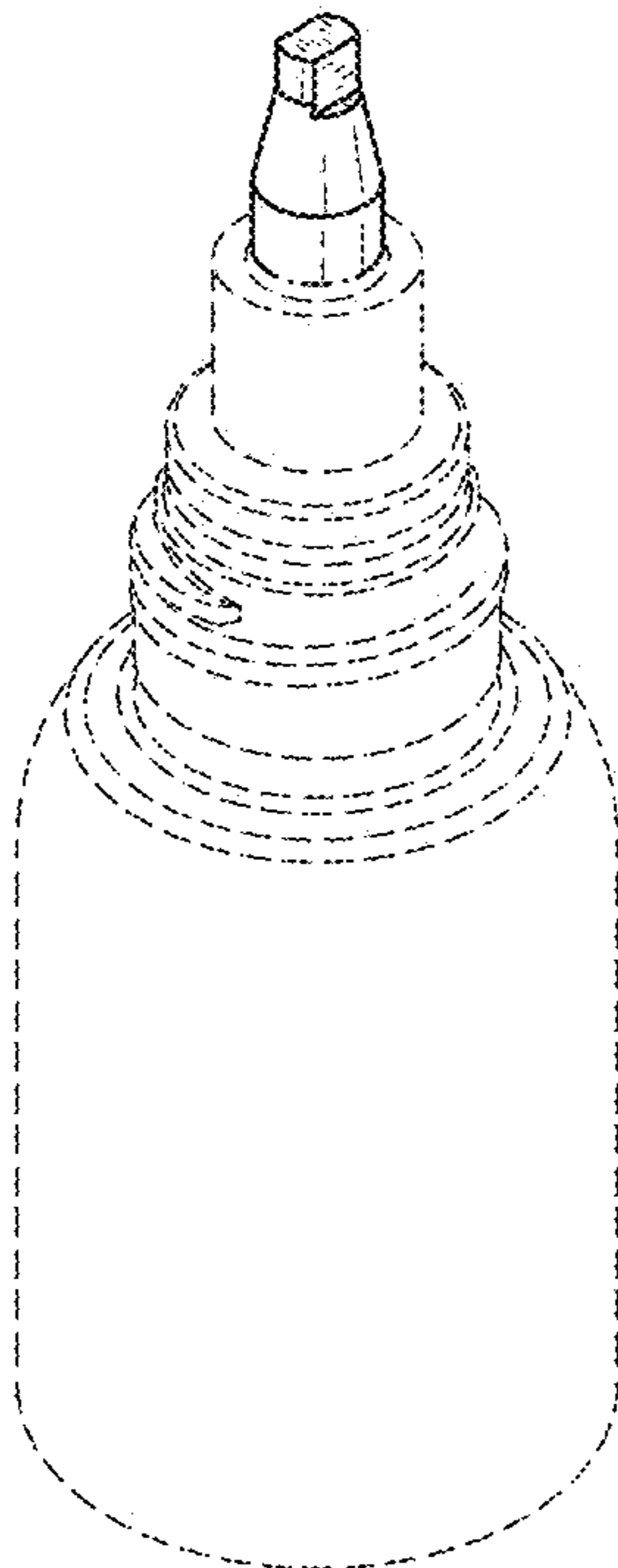


FIG. 7