



US00D980071S

(12) **United States Design Patent** (10) **Patent No.:** **US D980,071 S**
Yee (45) **Date of Patent:** **** Mar. 7, 2023**

(54) **BEVERAGE CONTAINER**
(71) Applicant: **Dart Industries Inc.**, Orlando, FL (US)
(72) Inventor: **Teo Sok Yee**, Singapore (SG)
(73) Assignee: **Dart Industries Inc.**, Orlando, FL (US)
(**) Term: **15 Years**
(21) Appl. No.: **29/778,179**

D403,969 S * 1/1999 Rosler D9/520
D465,385 S 11/2002 Miller
D489,987 S * 5/2004 Ogata D9/774
D490,317 S * 5/2004 Chang D9/903
D549,103 S * 8/2007 Kuethe D9/557
D571,662 S * 6/2008 Clark D9/500
D595,139 S * 6/2009 Darr D9/556
D609,104 S 2/2010 Able
D622,604 S * 8/2010 Wheeler D9/556
D631,759 S * 2/2011 Diss D9/556
D663,210 S * 7/2012 Diss D9/779
D803,059 S * 11/2017 Matthieu D9/500
D837,059 S 1/2019 Wiggins

(Continued)

(22) Filed: **Apr. 12, 2021**
(51) **LOC (14) Cl.** **09-03**
(52) **U.S. Cl.**
USPC **D9/500; D7/531; D9/556**

Primary Examiner — Andrew Kerr
Assistant Examiner — Chariton Alexakis
(74) *Attorney, Agent, or Firm* — Taylor J. Ross

(58) **Field of Classification Search**
USPC D9/453, 500, 501, 502, 503, 504, 505,
D9/516, 537, 538, 539, 540, 541, 542,
D9/543, 544, 545, 549, 551, 552, 555,
D9/556, 560, 567, 568, 569, 573, 574,
D9/575, 715, 719, 738; D7/300, 300.1,
D7/509, 510, 511, 523, 608; D11/143,
D11/152
CPC B21D 22/28; B21D 51/26; B21D 51/2615;
B29C 49/54; B65D 1/00; B65D 1/02;
B65D 1/0207; B65D 1/0276; B65D
1/0223; B65D 1/023; B65D 1/0246;
B65D 1/40; B65D 23/00; B65D 23/102;
B65D 41/04; B65D 79/0084; B65D
81/00; B65D 2501/00; B65D 2501/0009;
B65D 2501/0081; F25D 3/08; Y10S
215/00; Y10S 264/918

(57) **CLAIM**

The ornamental design for a beverage container, as shown and described.

See application file for complete search history.

DESCRIPTION

This application filed on the same day as co-owned U.S. application Ser. No. 17/227,498, Apr. 12, 2021, hereby incorporates said application herein by reference.

FIG. 1 is a top, front and right side isometric view of a beverage container showing my new design;

FIG. 2 is a bottom, rear and right side isometric view thereof;

FIG. 3 is a top plan view thereof;

FIG. 4 is a bottom plan view thereof;

FIG. 5 is a front elevation view, the rear elevation, right elevation and left elevations all being identical thereto;

FIG. 6 is a cross-sectional view taken along line 6-6 of FIG. 3; and,

FIG. 7 is a cross-sectional view taken along line 7-7 of FIG. 5.

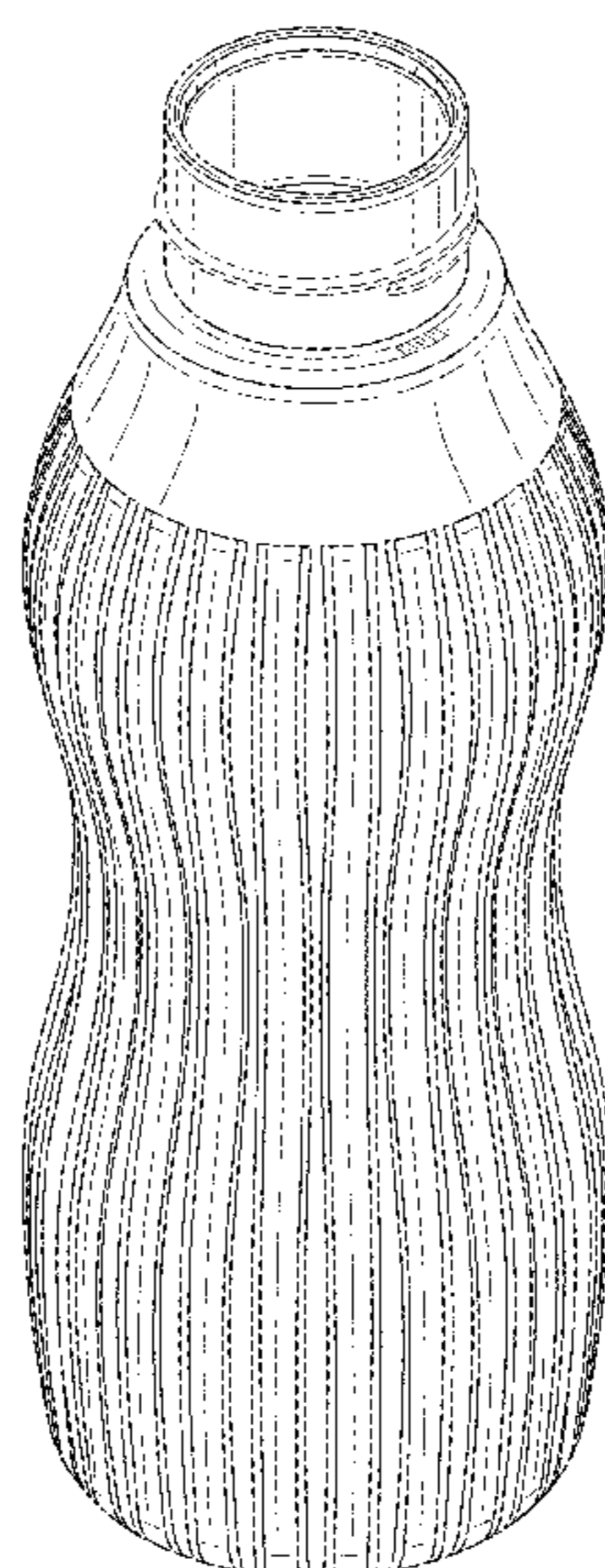
The broken lines in the drawings depict portions of the beverage container that form no part of the claimed design.

(56) **References Cited**

U.S. PATENT DOCUMENTS

D21,524 S * 5/1892 Sanborn D9/550
D177,550 S * 5/1956 Bloomfield D9/556
D356,160 S 3/1995 Cautereels
D368,035 S * 3/1996 Ahern, Jr. D9/556

1 Claim, 6 Drawing Sheets



(56)

References Cited

U.S. PATENT DOCUMENTS

D848,269 S * 5/2019 Varvello D9/500
10,390,201 B2 * 8/2019 Campbell G06K 19/07345
D934,693 S * 11/2021 Pecchioli D9/546

* cited by examiner

FIG. 1

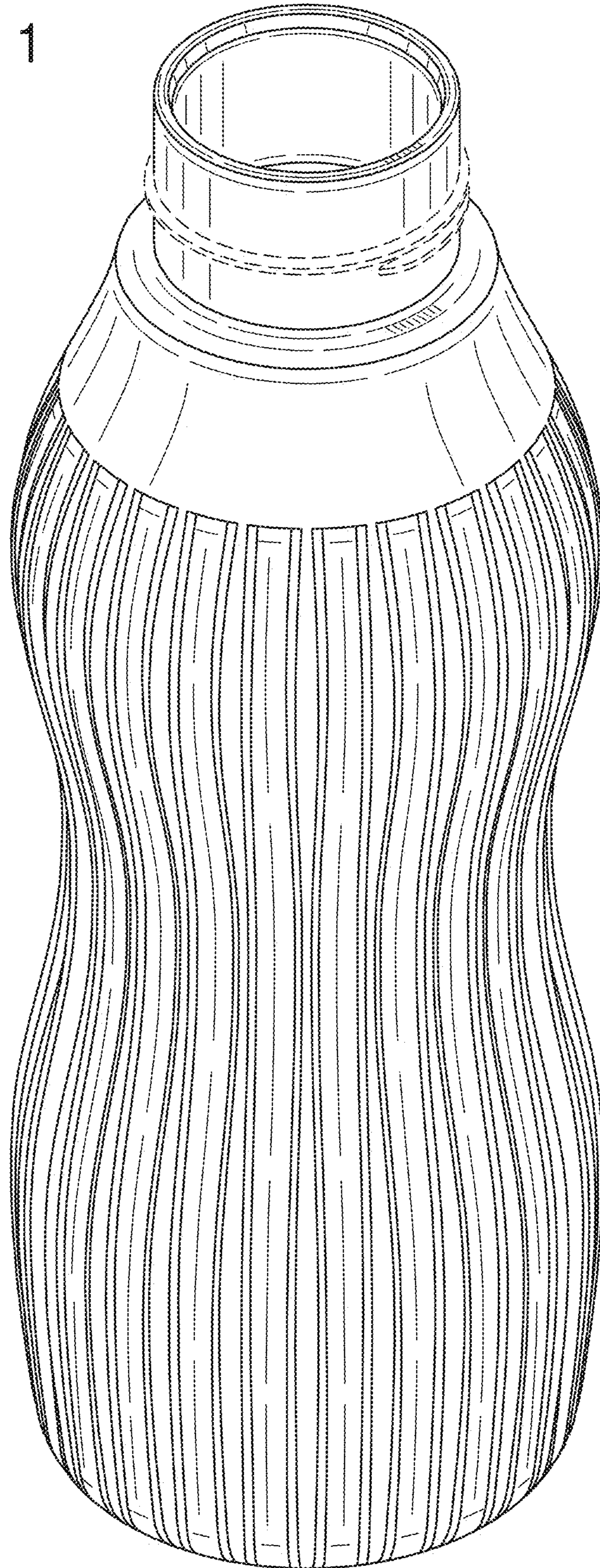


FIG. 2

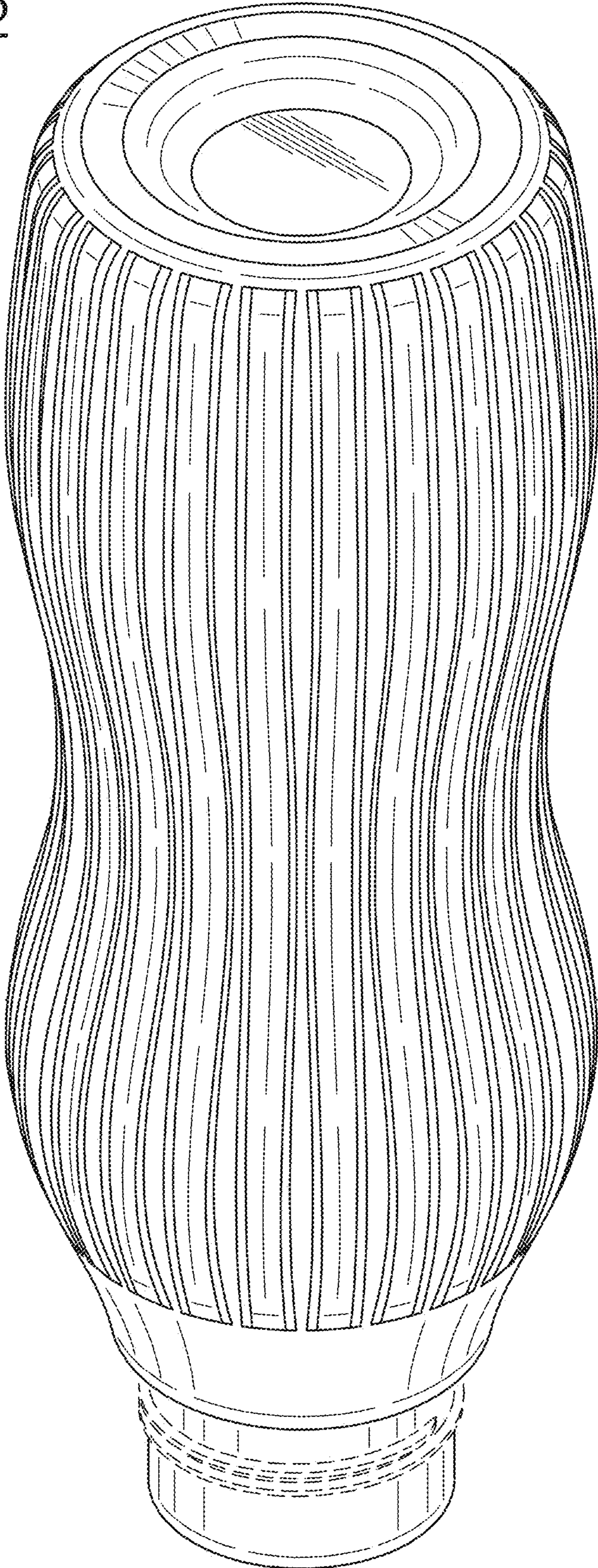


FIG. 3

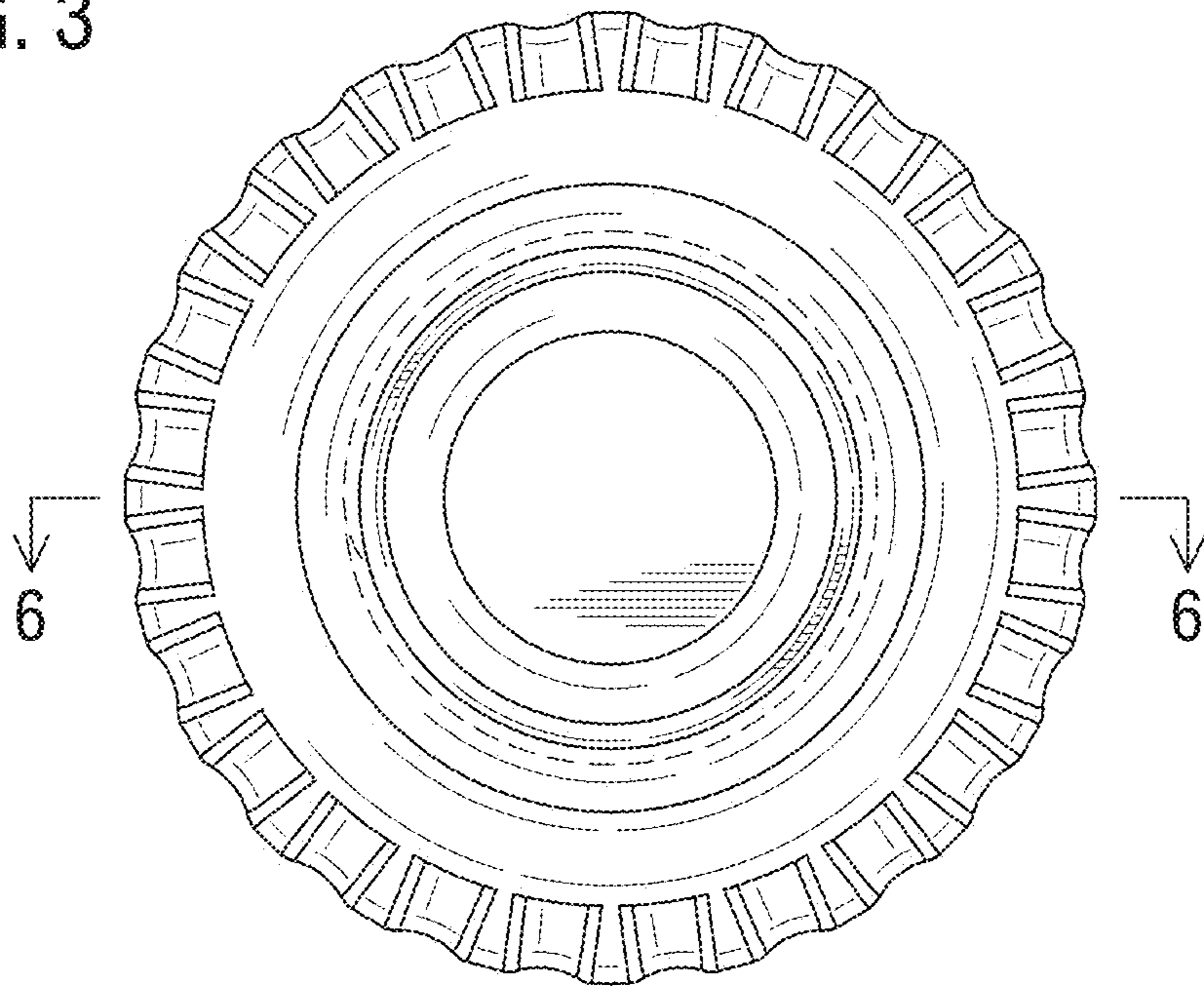


FIG. 4

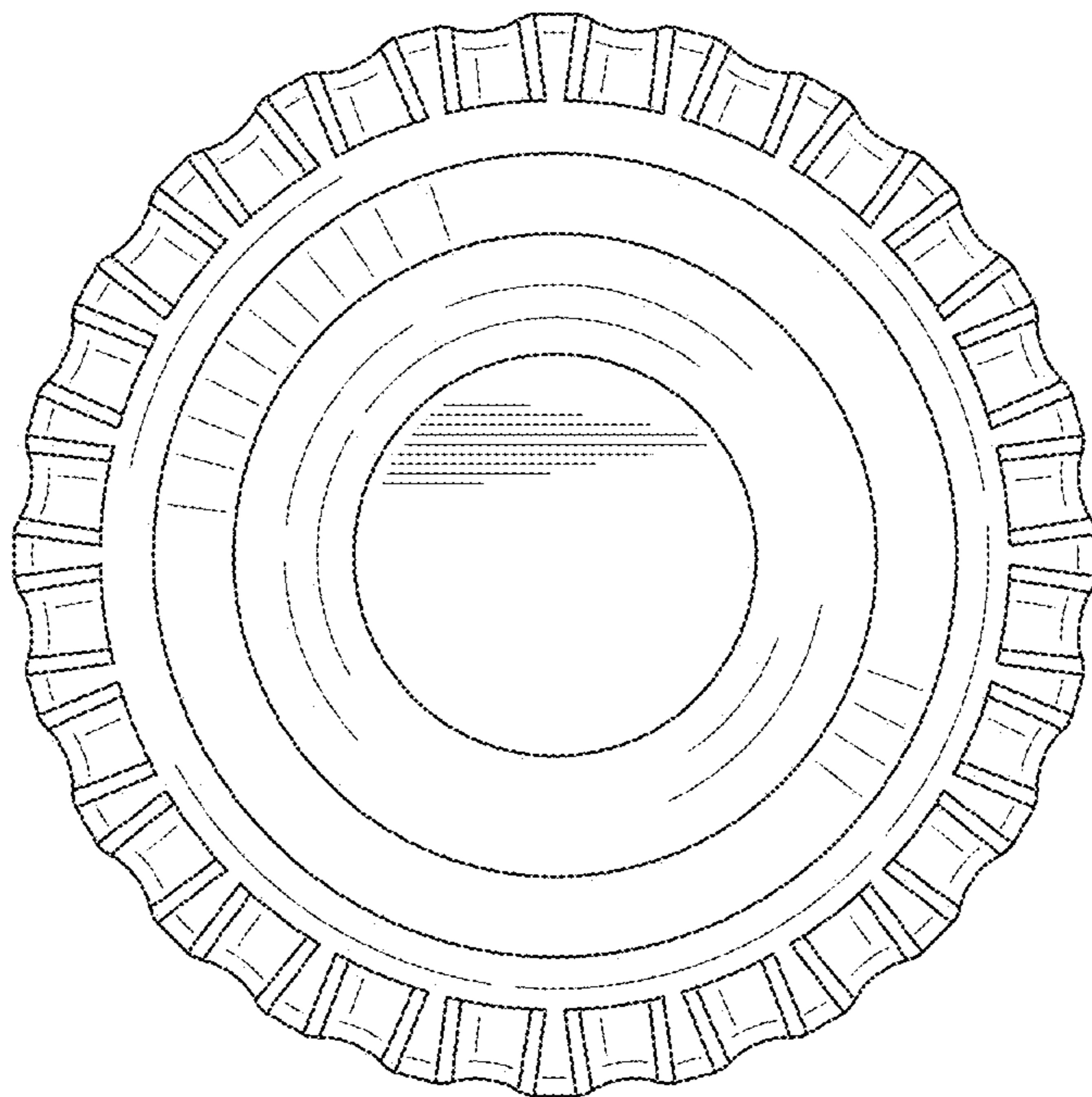


FIG. 5

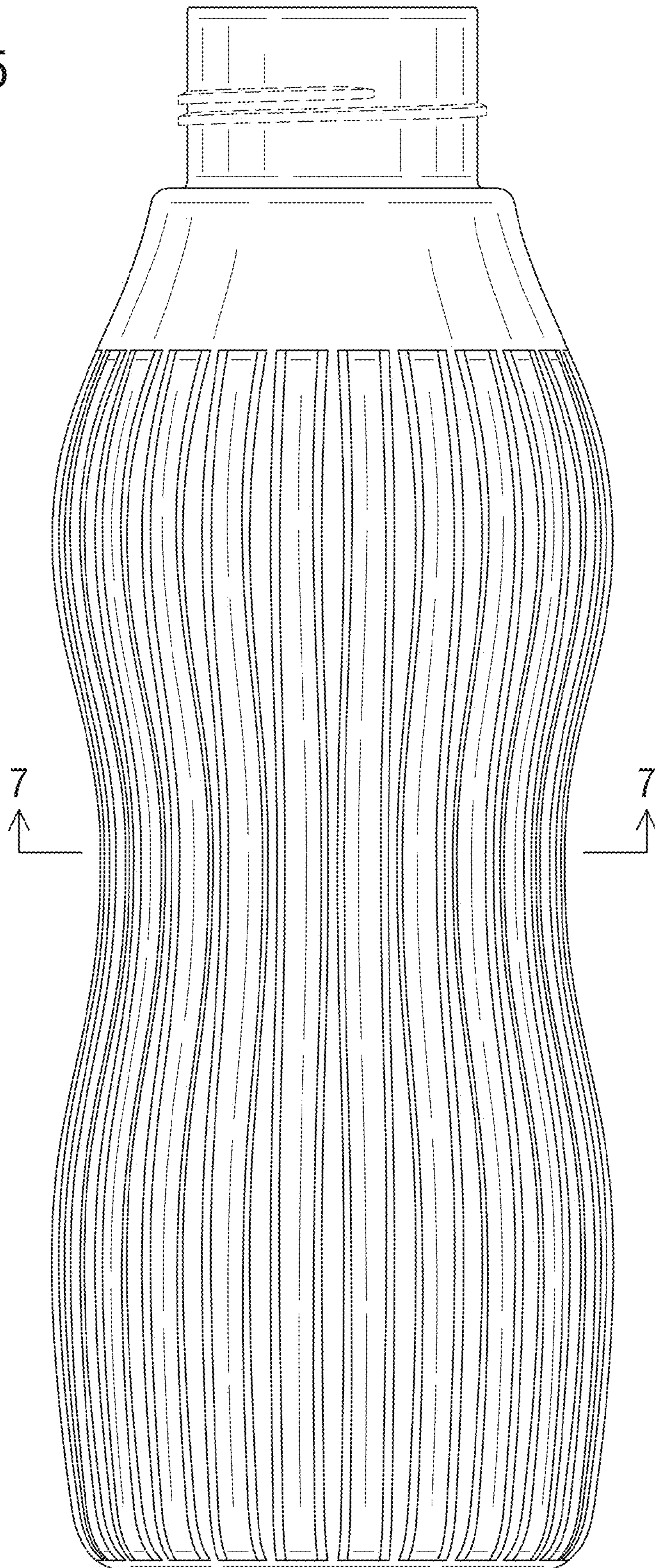


FIG. 6

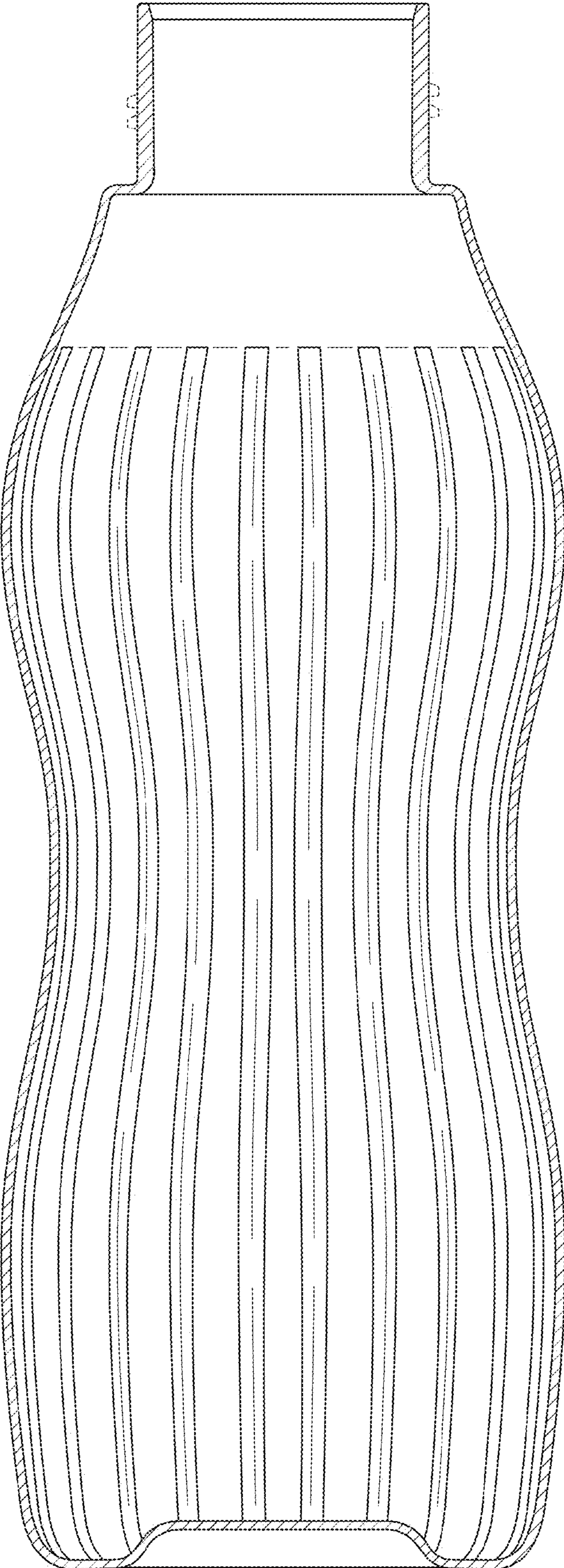


FIG. 7

