



US00D980034S

(12) **United States Design Patent**  
**Dickman et al.**

(10) **Patent No.:** **US D980,034 S**

(45) **Date of Patent:** **\*\* Mar. 7, 2023**

(54) **FOLDING KNIFE**

(71) Applicant: **BENCHMADE KNIFE CO., INC.**,  
Oregon City, OR (US)

(72) Inventors: **Ryan Dickman**, Sandy, OR (US);  
**Anthony Cuomo**, Tigard, OR (US);  
**Mark Delplanche**, Beavercreek, OR  
(US)

(73) Assignee: **Benchmade Knife Co., Inc.**, Oregon  
City, OR (US)

(\*\*) Term: **15 Years**

(21) Appl. No.: **29/784,509**

(22) Filed: **May 19, 2021**

(51) **LOC (14) Cl.** ..... **08-03**

(52) **U.S. Cl.**  
USPC ..... **D8/99**

(58) **Field of Classification Search**  
USPC ..... D8/98, 99, 100, 105, 88, 89; D22/118;  
D32/46

CPC .... B26B 1/00; B26B 1/02; B26B 1/04; B26B  
5/00; B26B 5/006; B26B 1/10; B26B  
1/046

See application file for complete search history.

(56) **References Cited**

**U.S. PATENT DOCUMENTS**

D464,246 S \* 10/2002 Sloan ..... D8/99  
6,574,868 B1 \* 6/2003 Overholt ..... B26B 5/00  
30/329  
D497,531 S \* 10/2004 Carter, III ..... D8/99  
D510,249 S \* 10/2005 Ray ..... D8/99

D578,857 S \* 10/2008 Yang-Fu ..... D8/99  
D613,574 S \* 4/2010 Pohl ..... D8/99  
D639,632 S \* 6/2011 Freeman ..... D8/99  
D863,929 S \* 10/2019 Chalfant ..... D8/99  
D863,930 S \* 10/2019 Chalfant ..... D8/99  
D863,931 S \* 10/2019 Chalfant ..... D8/99  
D898,541 S \* 10/2020 Chumchai ..... B26B 5/00  
D8/99  
D925,324 S \* 7/2021 Hangartner ..... D8/99  
D951,745 S \* 5/2022 Dickman ..... B26B 1/08  
D8/99  
2017/0361473 A1 \* 12/2017 Tkachenko ..... B26B 1/02  
2022/0055233 A1 \* 2/2022 Delplanche ..... B26B 1/08  
2022/0305683 A1 \* 9/2022 Karchon ..... B26B 11/00

\* cited by examiner

*Primary Examiner* — Philip S Hyder

(74) *Attorney, Agent, or Firm* — Schwabe Williamson &  
Wyatt, P.C.

(57) **CLAIM**

We claim the ornamental design for a folding knife, as  
shown and described.

**DESCRIPTION**

FIG. 1 is a perspective view of a folding knife, showing our  
new design;

FIG. 2 is a right side view thereof;

FIG. 3 is a left side view thereof;

FIG. 4 is a top view thereof;

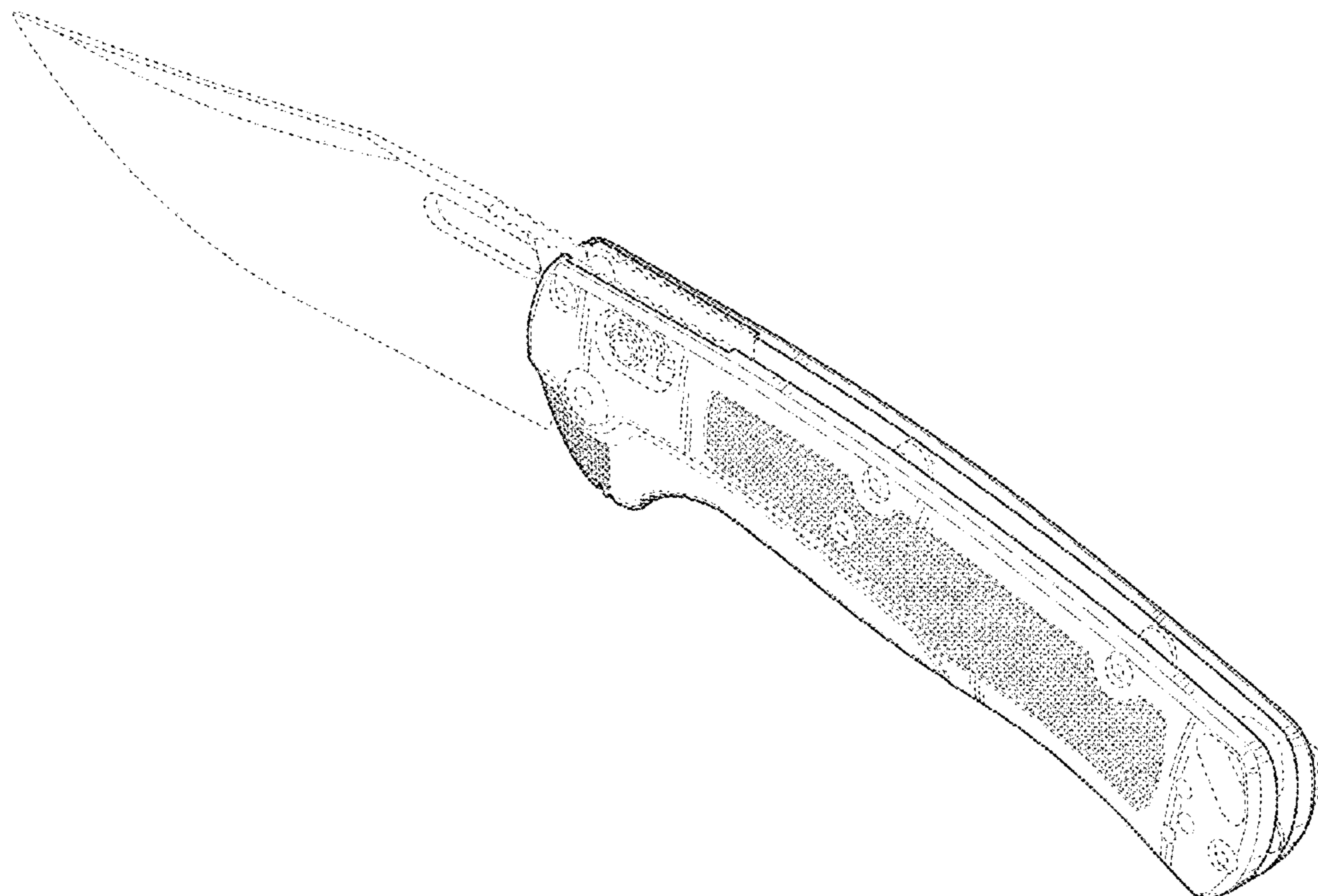
FIG. 5 is a bottom view thereof;

FIG. 6 is a front view thereof; and,

FIG. 7 is a rear view thereof.

The broken lines depict portions of the folding knife in  
which the design is embodied that form no part of the  
claimed design.

**1 Claim, 3 Drawing Sheets**



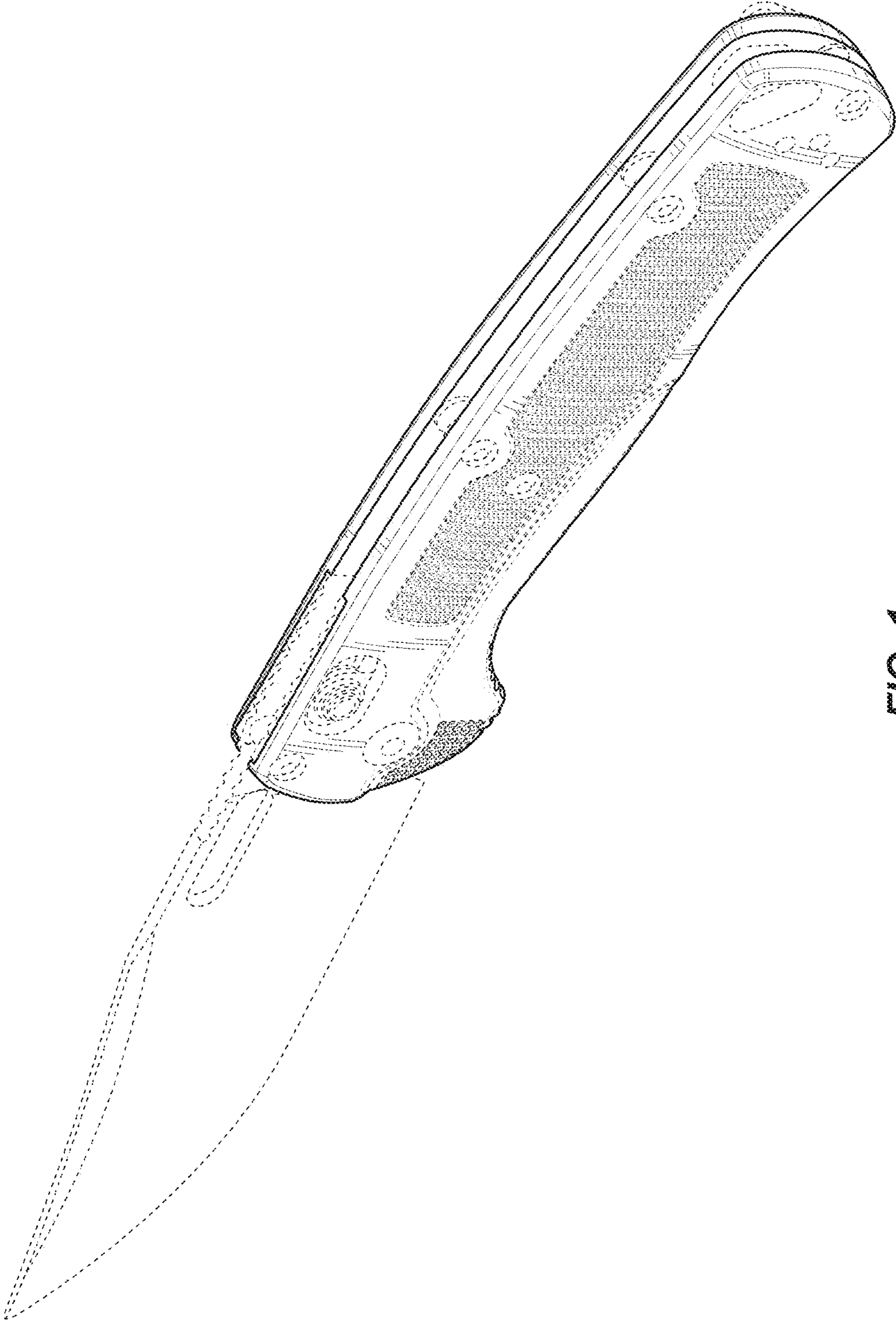


FIG. 1

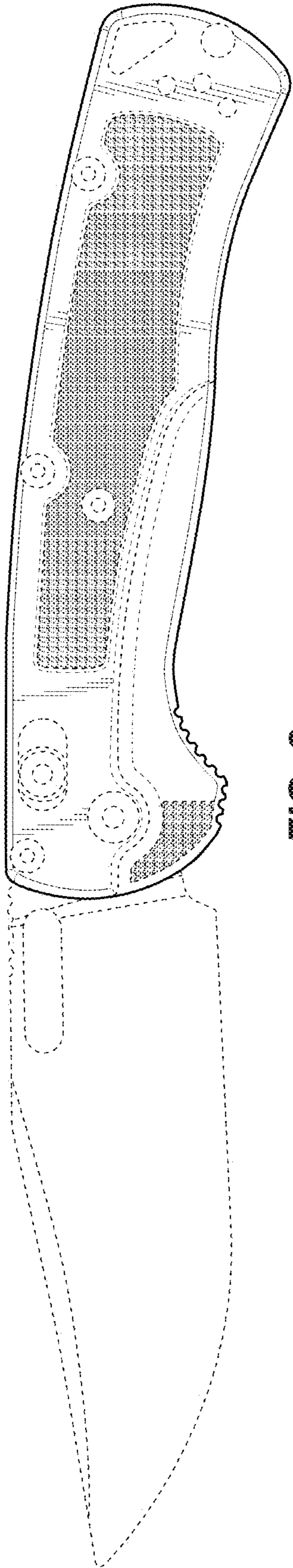


FIG. 2

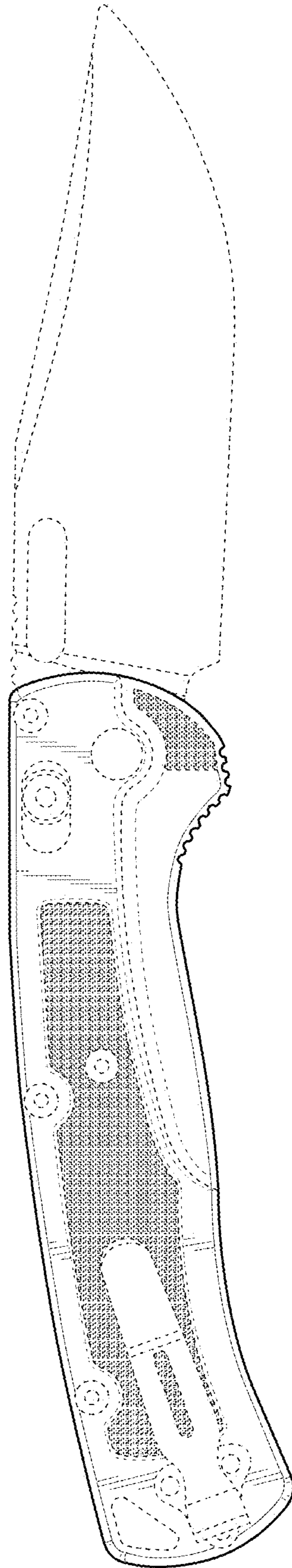


FIG. 3



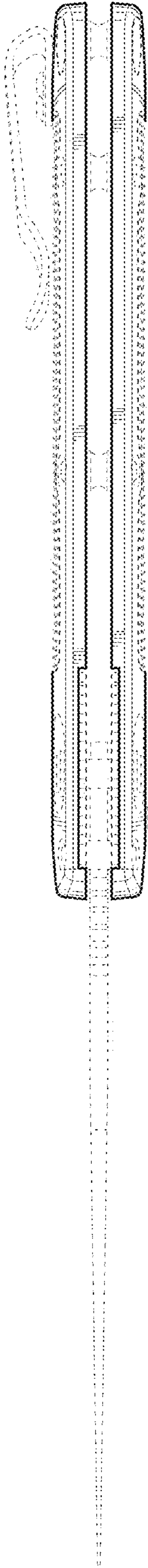


FIG. 4

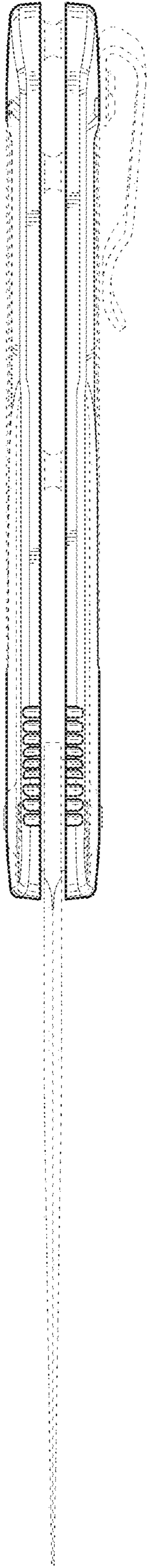


FIG. 5

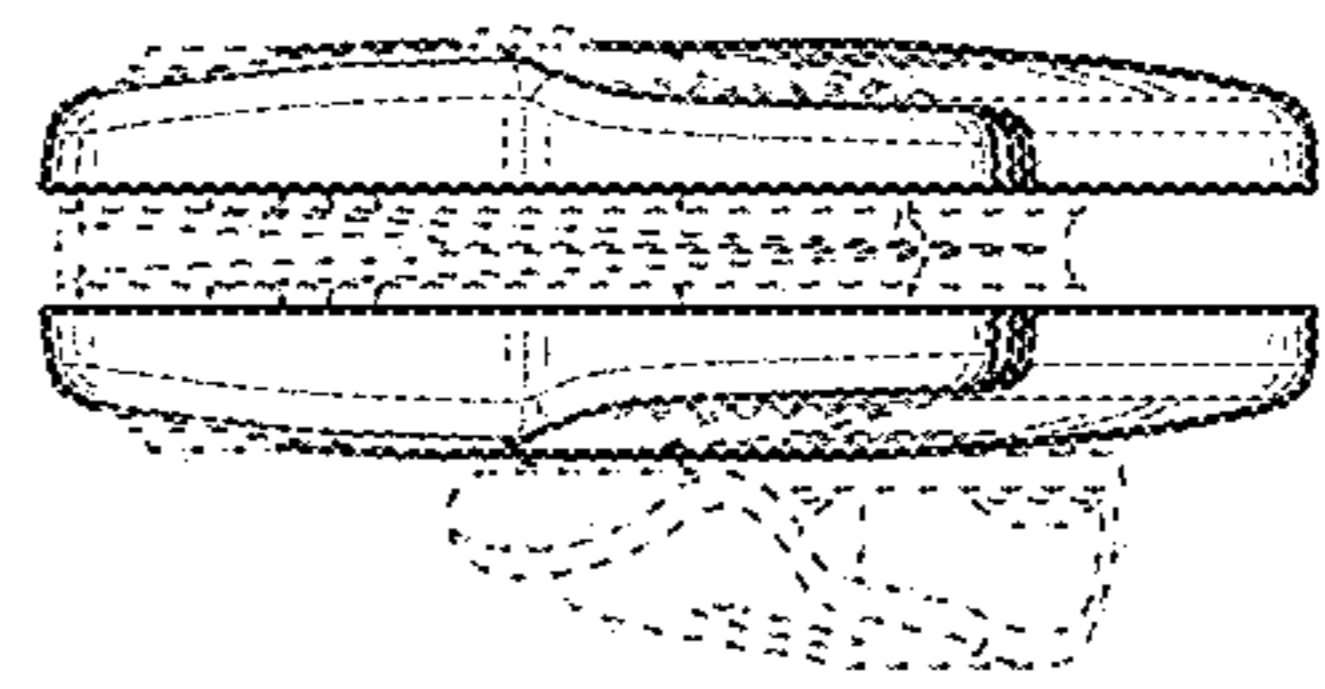


FIG. 6

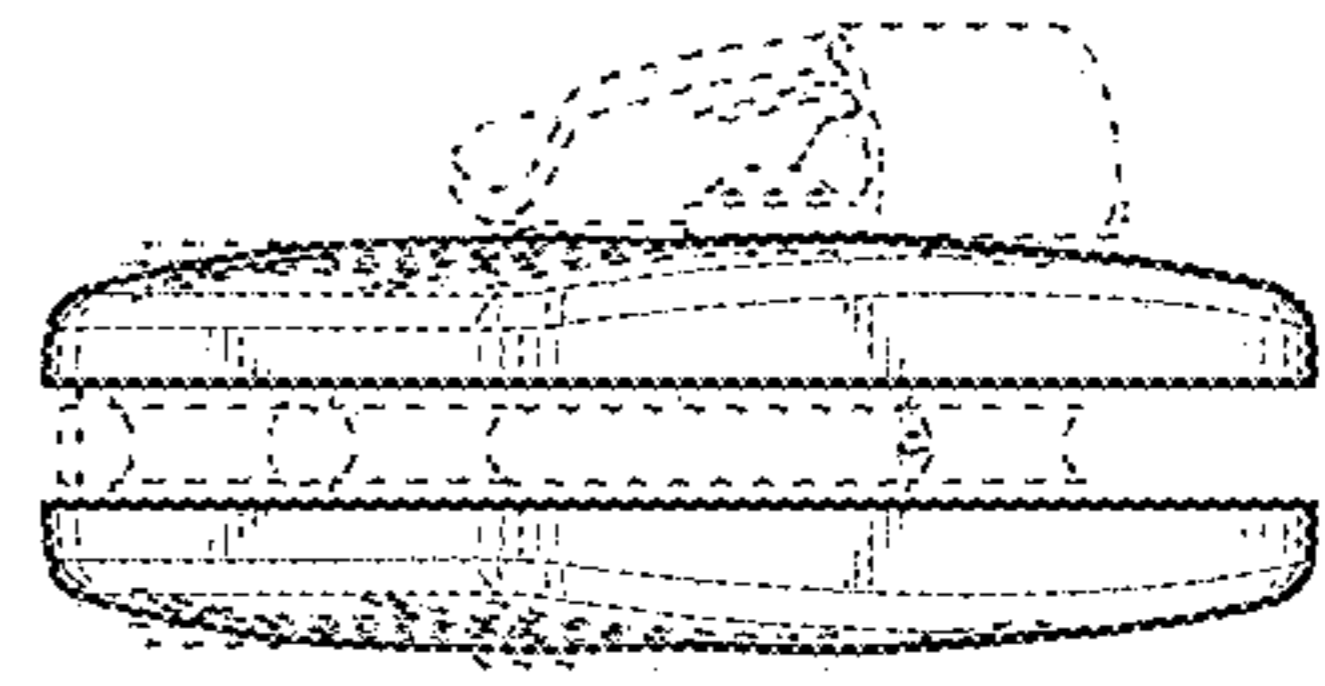


FIG. 7