



US00D979986S

(12) **United States Design Patent**
Umlauf

(10) **Patent No.:** **US D979,986 S**
(45) **Date of Patent:** **** Mar. 7, 2023**

(54) **SEAT COVER WITH FLOOR HAMMOCK**

(71) Applicant: **4Knines, LLC**, Oklahoma City, OK
(US)

(72) Inventor: **James Umlauf**, Glendale, AZ (US)

(**) Term: **15 Years**

(21) Appl. No.: **29/747,091**

(22) Filed: **Aug. 19, 2020**

(51) **LOC (14) Cl.** **06-13**

(52) **U.S. Cl.**
USPC **D6/611**

(58) **Field of Classification Search**

USPC D6/610-612; D7/402; D12/221
CPC A47C 31/10; A47C 31/11; A47C 7/386;
A47J 37/0786; B60N 2/60; B60N 2/6018;
A47K 1/06

See application file for complete search history.

(56) **References Cited**

U.S. PATENT DOCUMENTS

9,845,033	B1 *	12/2017	Umlauf	B60N 2/36
10,081,278	B1 *	9/2018	Balzer	B60N 2/60
D851,963	S *	6/2019	Fischer-Livneh	B60N 2/6018
					D6/611
D880,198	S *	4/2020	Umlauf	D6/611
D883,716	S *	5/2020	Hu	D6/611
D902,629	S *	11/2020	Umlauf	D6/611
D923,974	S *	7/2021	Xu	D6/611

(Continued)

Primary Examiner — Kevin K Rudzinski

Assistant Examiner — Clare Ann Gannon

(74) *Attorney, Agent, or Firm* — David R. Conklin;
Kirton McConkie

(57) **CLAIM**

The ornamental design for a seat cover with floor hammock, as shown and described.

DESCRIPTION

FIG. 1 is a front elevation view of a first embodiment of a seat cover with floor hammock in accordance with the present design;

FIG. 2 is a back elevation view of the first embodiment;

FIG. 3 is left and right side elevation views of the first embodiment;

FIG. 4 is a top plan view of the first embodiment;

FIG. 5 is a bottom plan view of the first embodiment;

FIG. 6 is a front elevation view of a second embodiment of a seat cover with floor hammock in accordance with the present design;

FIG. 7 is a back elevation view of the second embodiment; FIG. 8 is left and right side elevation views of the second embodiment;

FIG. 9 is a top plan view of the second embodiment;

FIG. 10 is a bottom plan view of the second embodiment;

FIG. 11 is front and back elevation views of a third embodiment of a seat cover with floor hammock in accordance with the present design;

FIG. 12 is left and right side elevation views of the third embodiment;

FIG. 13 is a top plan view of the third embodiment;

FIG. 14 is a bottom plan view of the third embodiment;

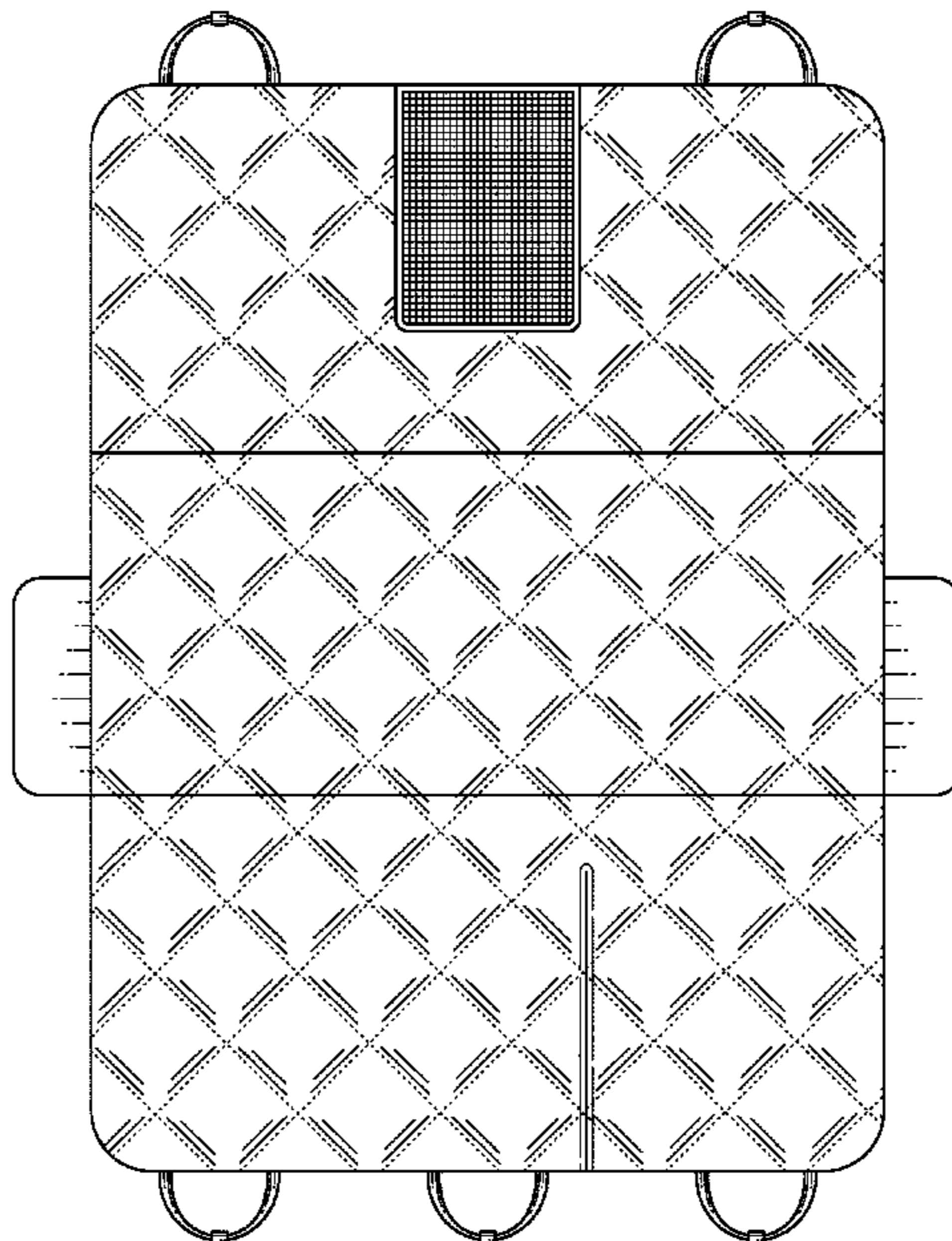
FIG. 15 is front and back elevation views of a fourth embodiment of a seat cover with floor hammock in accordance with the present design;

FIG. 16 is left and right side elevation views of the fourth embodiment;

FIG. 17 is a top plan view of the fourth embodiment; and, FIG. 18 is a bottom plan view of the fourth embodiment.

The long dash broken lines immediately adjacent the claimed areas in FIG. 15 represent the bounds of the claimed design for the fourth embodiment, while the evenly spaced short dash broken lines in FIGS. 1, 2, and 11 represent stitching and form part of the claimed design for the first and third embodiments.

1 Claim, 18 Drawing Sheets



(56)

References Cited

U.S. PATENT DOCUMENTS

D932,215 S * 10/2021 Zheng B60N 2/36
D6/611
D946,313 S * 3/2022 Xiao D6/611
D946,314 S * 3/2022 Xiao D6/611
D966,749 S * 10/2022 Xu D6/611
D972,338 S * 12/2022 Chen D6/611
D972,339 S * 12/2022 Chen D6/611
D973,395 S * 12/2022 Wu D6/610
2016/0318430 A1 * 11/2016 Umlauf B60N 2/90
2019/0106034 A1 * 4/2019 Leon Guerrero B60N 2/3045
2019/0327932 A1 * 10/2019 Adrain B60N 2/6018
2021/0070202 A1 * 3/2021 Li B60N 2/6027
2022/0061264 A1 * 3/2022 Pan A01K 1/0272

* cited by examiner

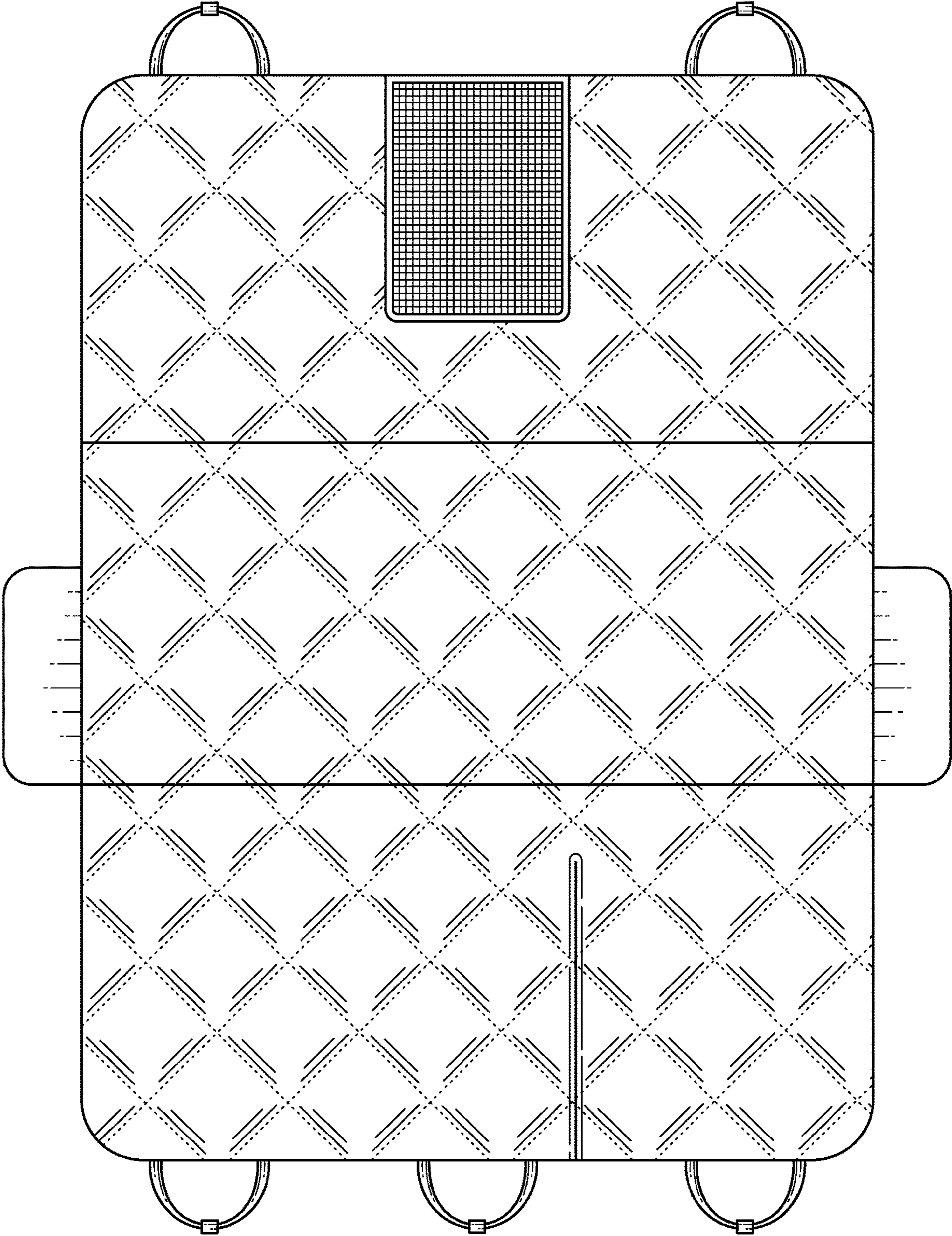


FIG. 1




FIG. 2

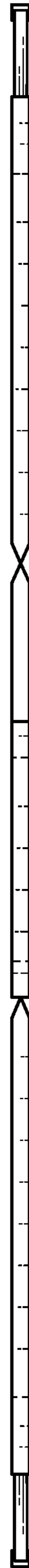


FIG. 3



FIG. 4



FIG. 5

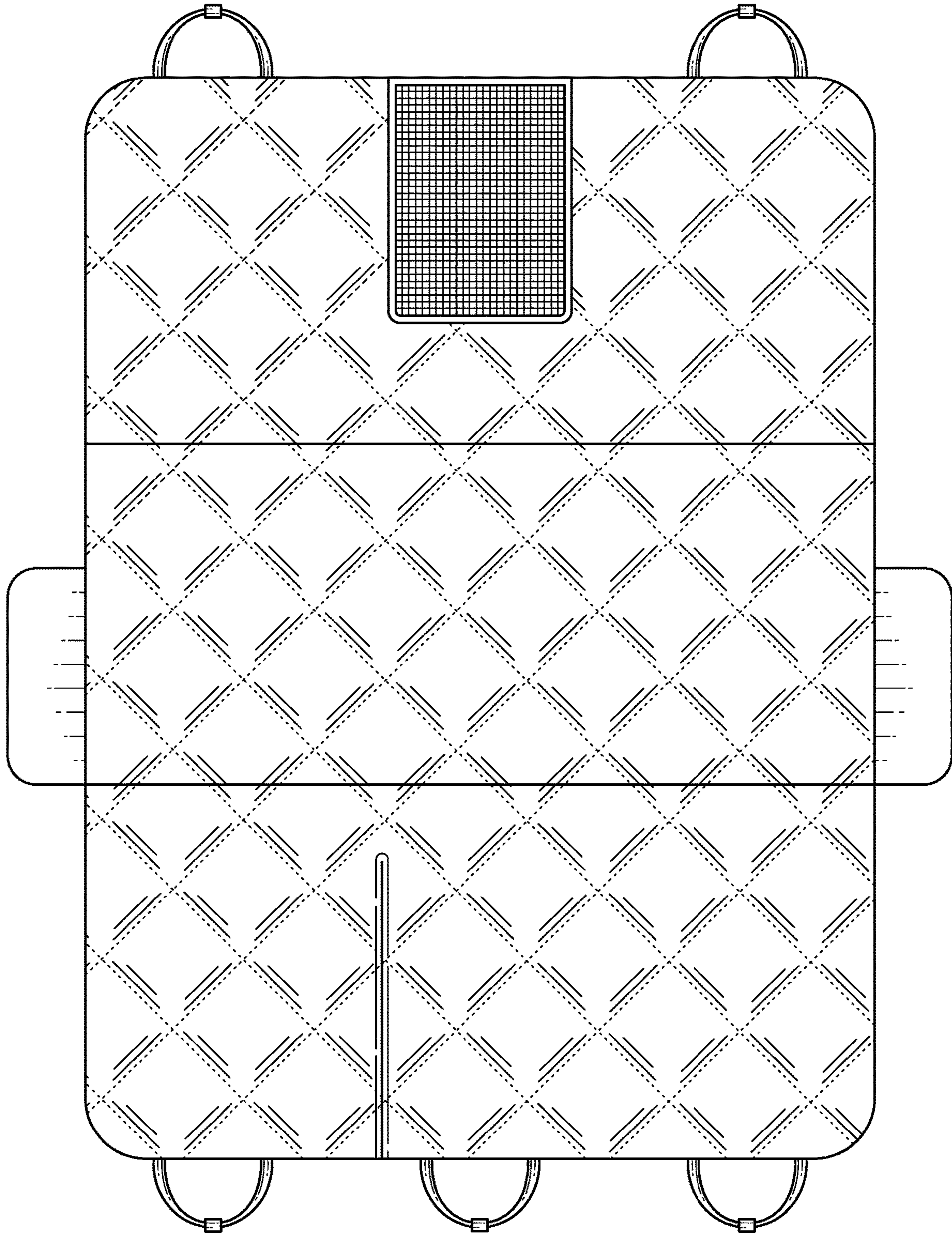


FIG. 6




FIG. 7



FIG. 8



FIG. 9



FIG. 10

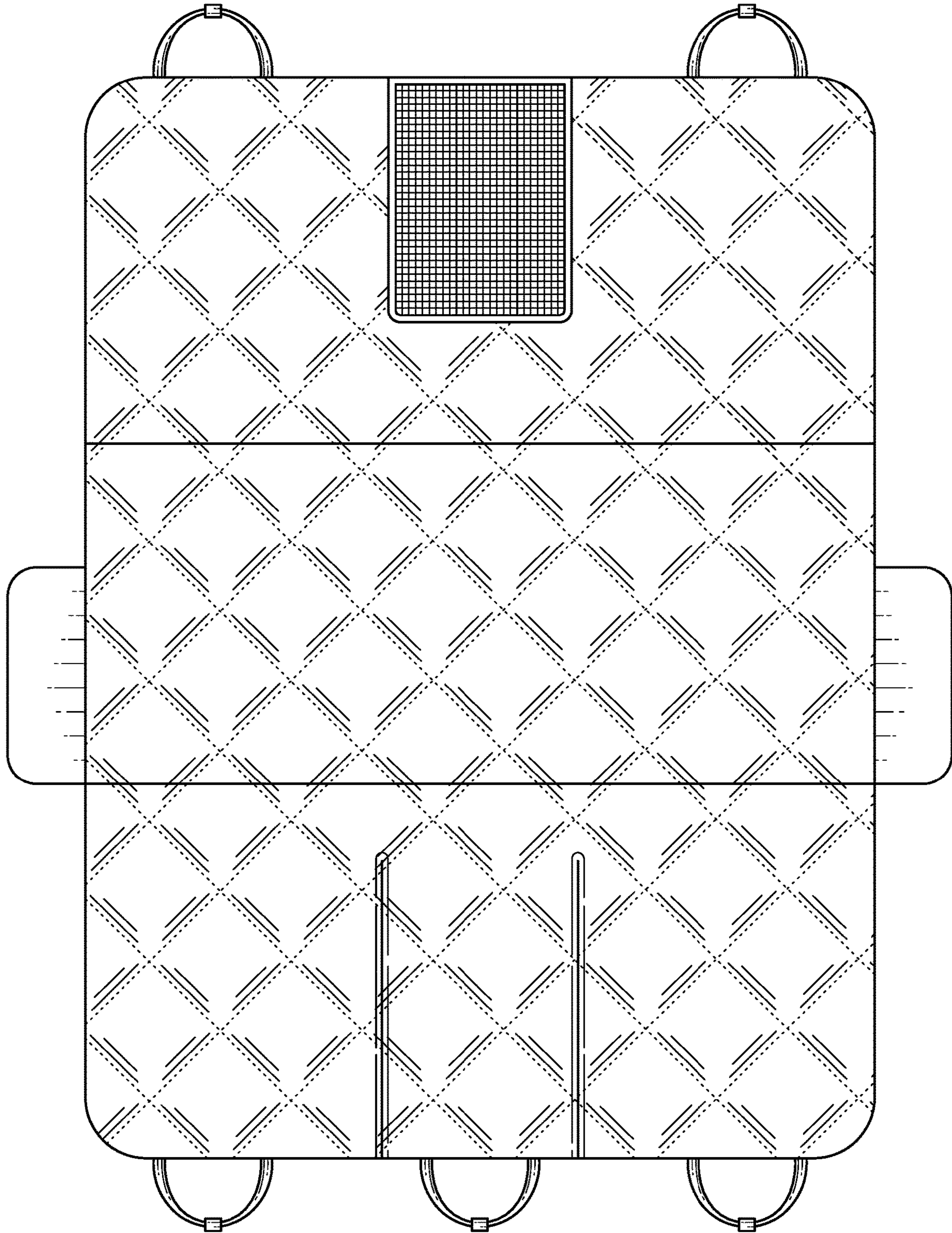


FIG. 11



FIG. 12



FIG. 14

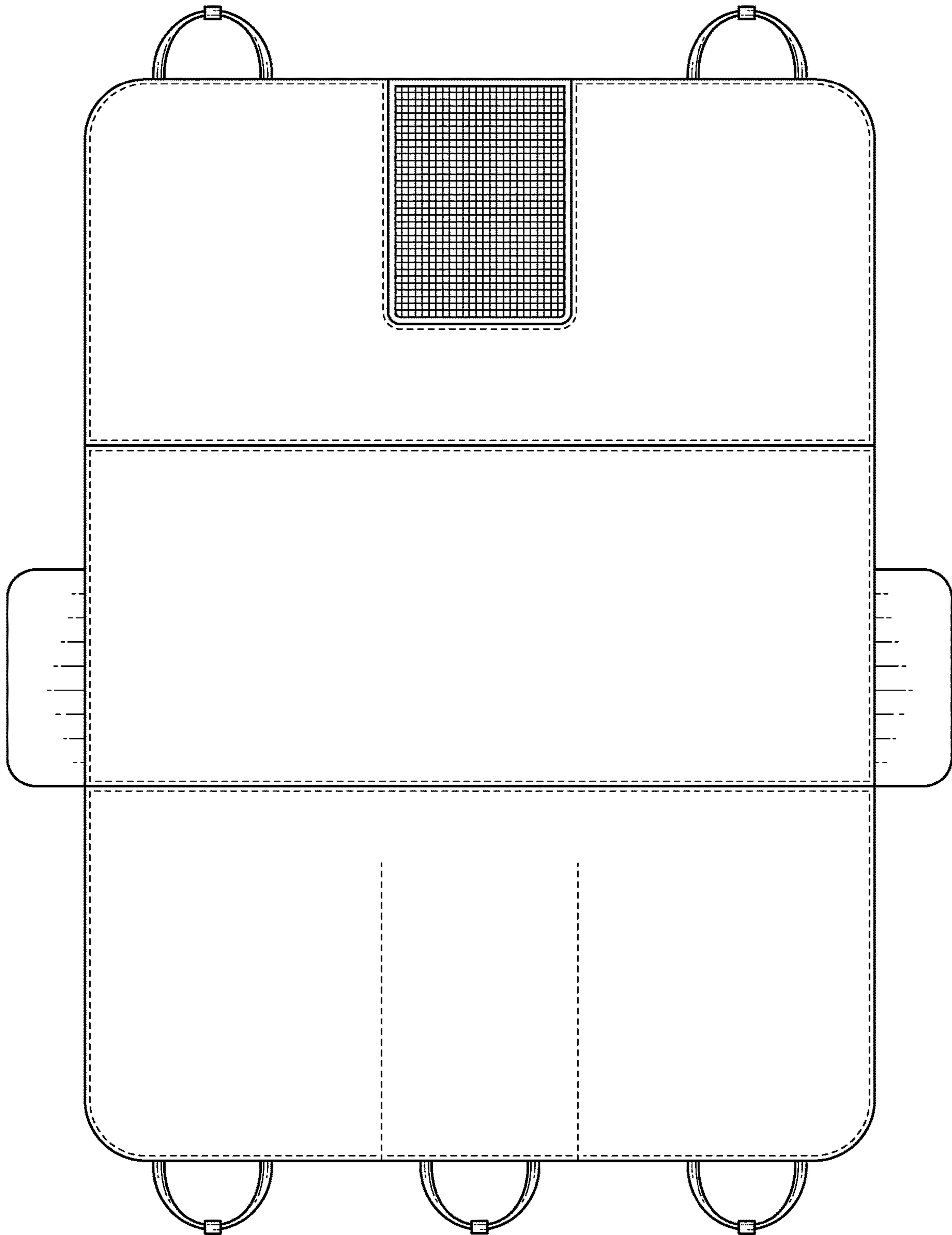


FIG. 15



FIG. 16



FIG. 17



FIG. 18