



US00D979983S

(12) **United States Design Patent**  
**Yuan**

(10) **Patent No.:** **US D979,983 S**

(45) **Date of Patent:** **\*\* Mar. 7, 2023**

- (54) **AIR MATTRESS**
- (71) Applicant: **Quzhou city ling shang xing outdoor goods co., ltd, Quzhou (CN)**
- (72) Inventor: **Xiaomin Yuan, Zhejiang (CN)**
- (73) Assignee: **Quzhou city ling shang xing outdoor goods co., ltd, Quzhou (CN)**

D530,135 S *	10/2006	Lau .....	D6/595
D560,947 S *	2/2008	Kreucher .....	D6/601
D688,899 S *	9/2013	Chiang .....	D6/596
D849,445 S *	5/2019	Li .....	D6/596
D863,829 S *	10/2019	Huang .....	D6/604
D899,150 S *	10/2020	Cheng .....	D6/605
D938,762 S *	12/2021	Li .....	A47C 27/081
			D6/604
2019/0059606 A1 *	2/2019	Huang .....	A47C 20/027

- (\*\*) Term: **15 Years**
- (21) Appl. No.: **29/727,790**
- (22) Filed: **Mar. 13, 2020**

(30) **Foreign Application Priority Data**

Feb. 14, 2020 (CN) ..... 202030051433.6

- (51) **LOC (14) Cl.** ..... **06-13**
- (52) **U.S. Cl.**  
USPC ..... **D6/604**
- (58) **Field of Classification Search**  
USPC ..... D6/575, 595, 596, 602-605, 608, 610,  
D6/611, 612, 616  
CPC ..... A45C 13/36; A45C 3/001; B60N 2/60;  
B60R 7/043  
See application file for complete search history.

(56) **References Cited**

**U.S. PATENT DOCUMENTS**

3,583,008 A *	6/1971	Edwards .....	A47C 27/081
			5/710
D310,313 S *	9/1990	Afeyan .....	B60N 2/976
			D6/604
D315,187 S *	3/1991	Thomas .....	D6/596
6,494,534 B1 *	12/2002	Li .....	B60N 2/976
			297/452.41

**OTHER PUBLICATIONS**

Inflatable Sleeping Pad, Mar. 23, 2022, found on Aug. 15, 2022 at [https://www.amazon.com/Inflatable-Quick-Inflation-Waterproof-Lightweight-Backpacking/dp/B09W9BST37/ref=sr\\_1\\_44?keywords=Air%2BMattress%2BPads&qid=1660603006&sr=8-44&th=1](https://www.amazon.com/Inflatable-Quick-Inflation-Waterproof-Lightweight-Backpacking/dp/B09W9BST37/ref=sr_1_44?keywords=Air%2BMattress%2BPads&qid=1660603006&sr=8-44&th=1) (Year: 2022).\*

\* cited by examiner

*Primary Examiner* — Karen S Acker

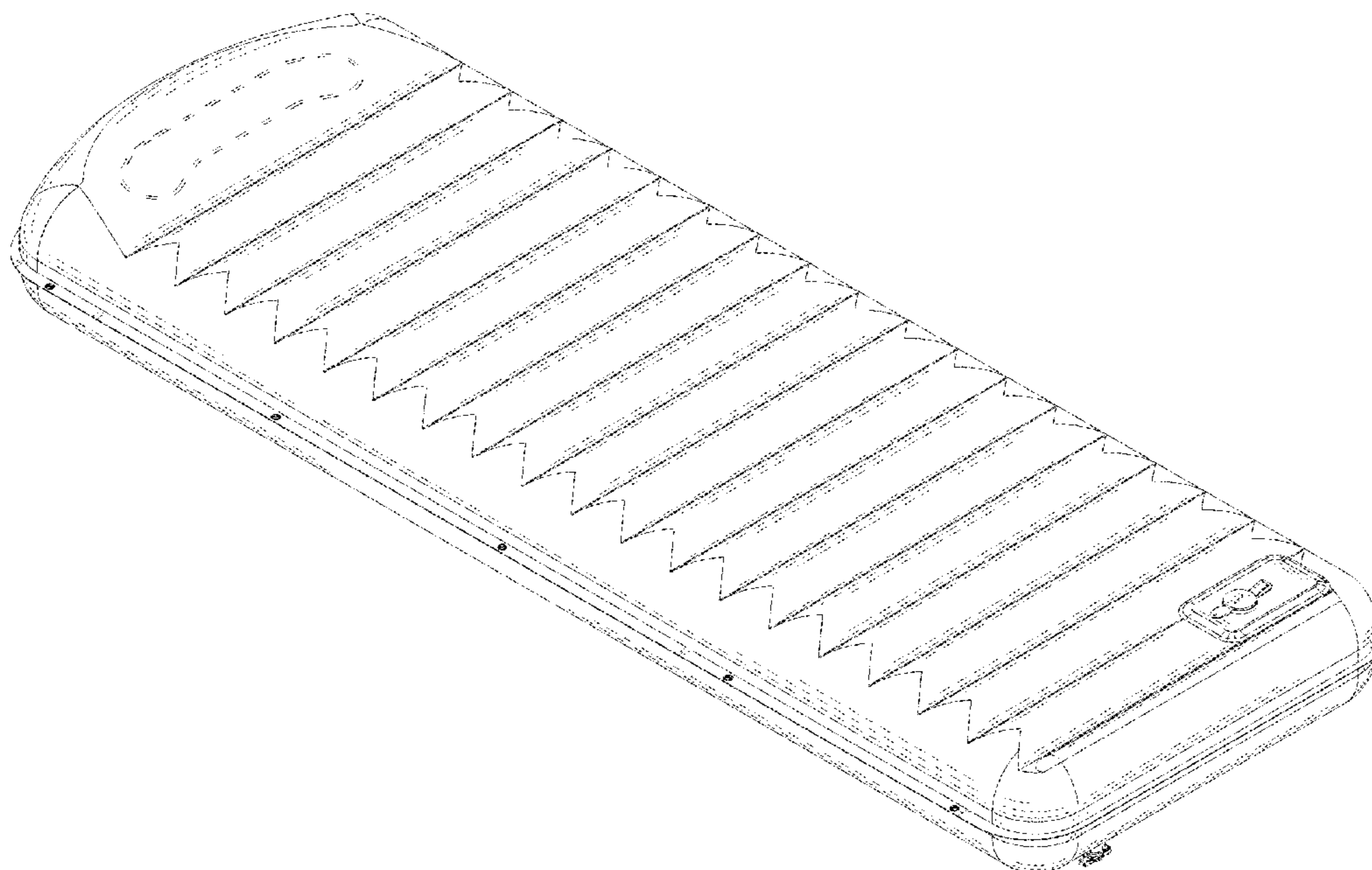
(57) **CLAIM**

The ornamental design for an air mattress, as shown and described.

**DESCRIPTION**

FIG. 1 is a perspective view of an air mattress showing my new design;  
FIG. 2 is a front elevation view thereof;  
FIG. 3 is a back elevation view thereof;  
FIG. 4 is a left side view thereof;  
FIG. 5 is a right side view thereof;  
FIG. 6 is a top plan view thereof; and,  
FIG. 7 is a bottom plan view thereof.  
The broken lines depict portions of the air mattress that form no part of the claimed design.

**1 Claim, 7 Drawing Sheets**



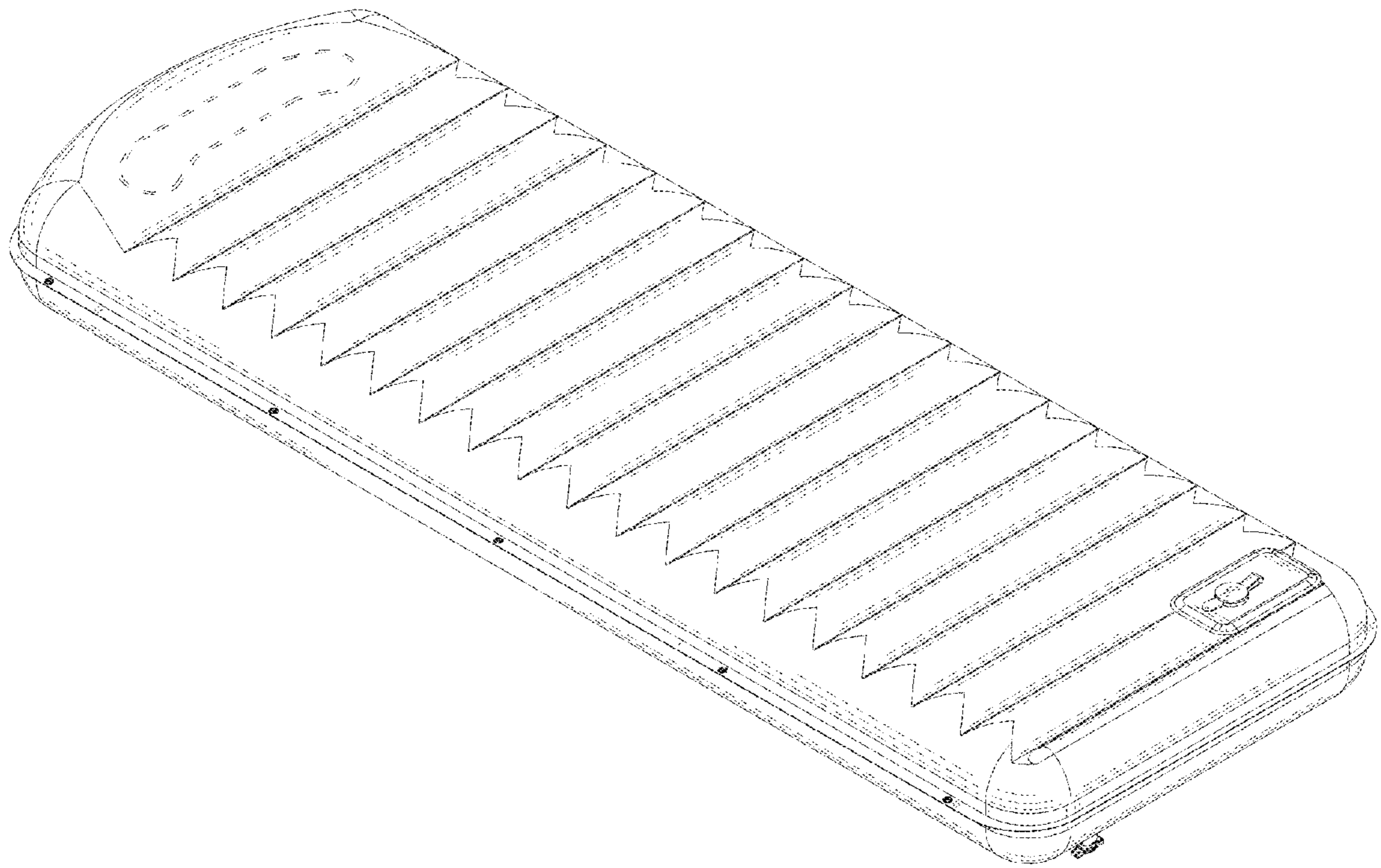


FIG. 1




FIG. 2




FIG. 3

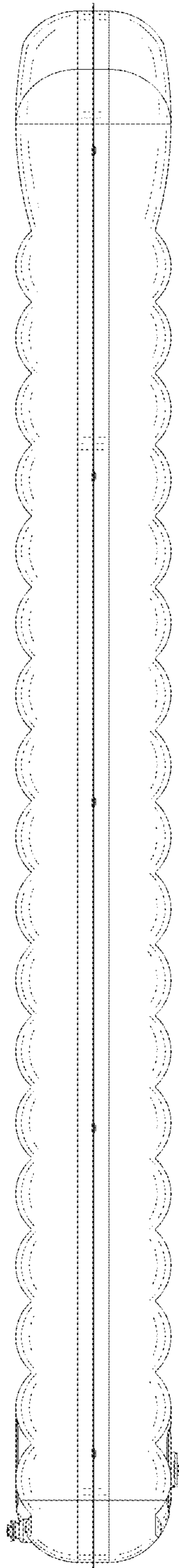


FIG. 4

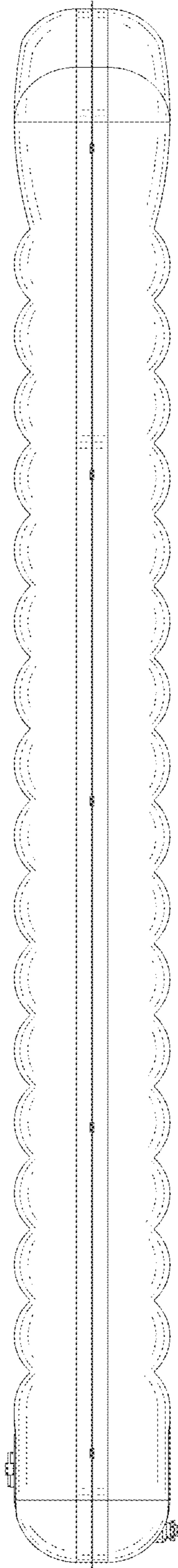


FIG. 5

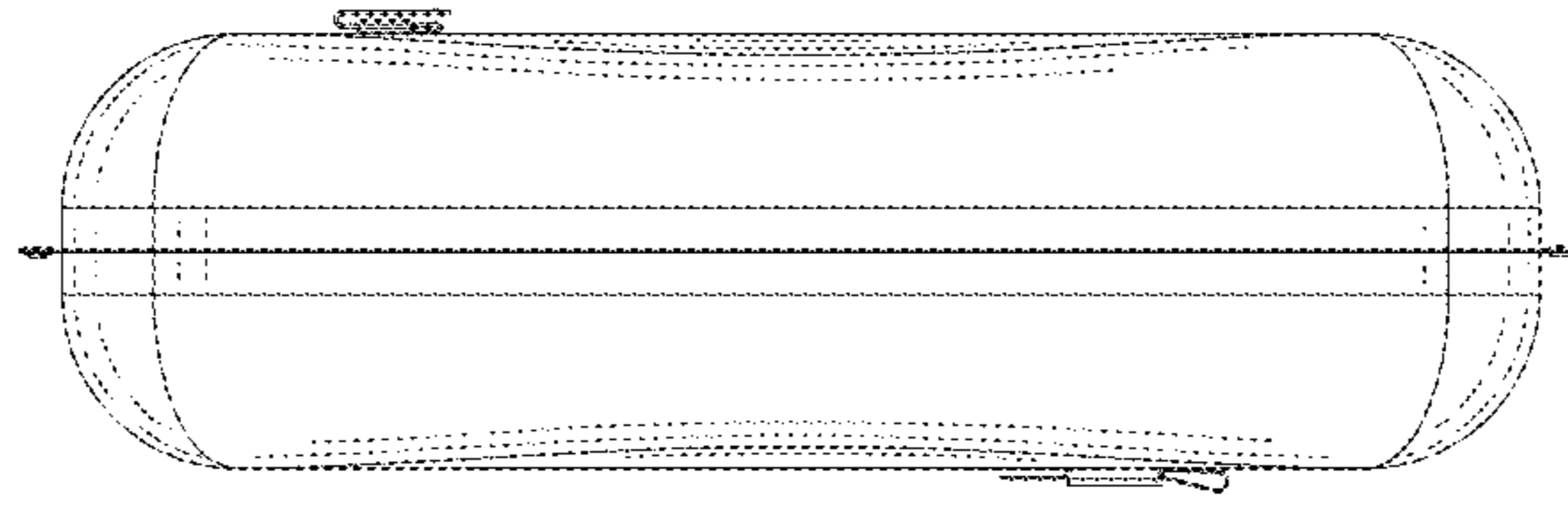


FIG. 6

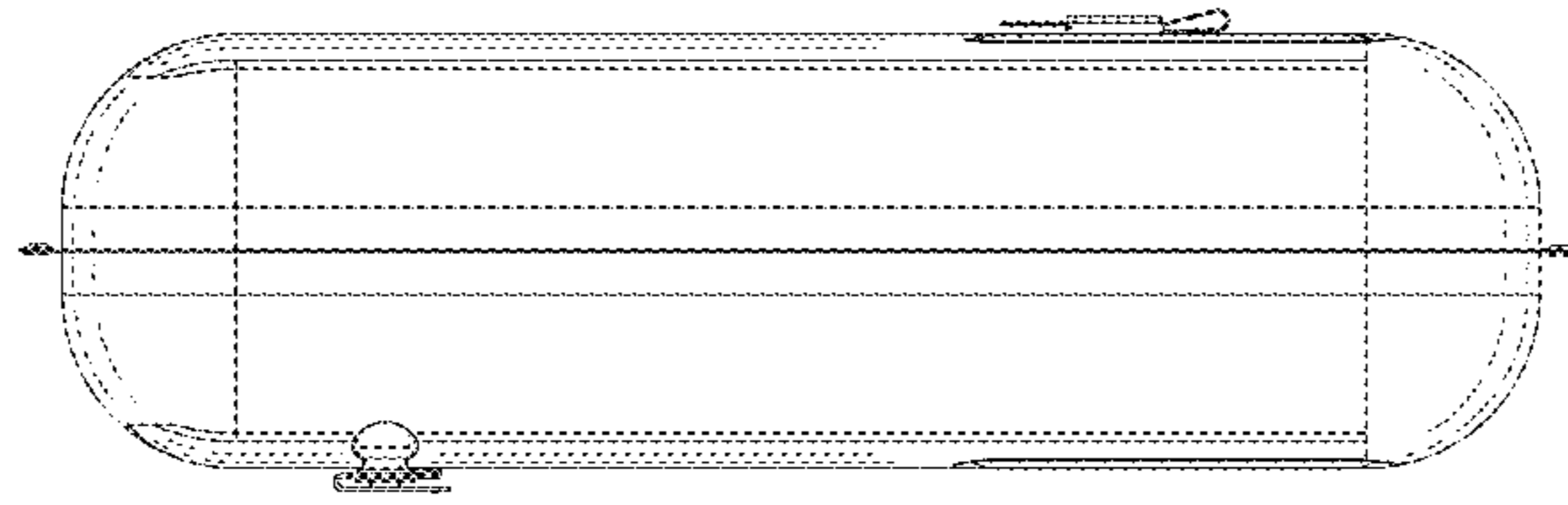


FIG. 7