



US00D979948S

(12) **United States Design Patent** (10) **Patent No.:** **US D979,948 S**
Zeng (45) **Date of Patent:** **** Mar. 7, 2023**

(54) **CLOTHING STORAGE STRAP**

(71) Applicant: **Zhen Zeng**, Yiwu (CN)

(72) Inventor: **Zhen Zeng**, Yiwu (CN)

(**) Term: **15 Years**

(21) Appl. No.: **29/808,605**

(22) Filed: **Sep. 21, 2021**

(51) **LOC (14) Cl.** **06-08**

(52) **U.S. Cl.**
USPC **D6/315; D3/328**

(58) **Field of Classification Search**
USPC D6/315-328, 513, 514; D3/283, 299,
D3/303, 319, 328; D8/368, 382, 383,
D8/388
CPC . Y10T 24/2708; Y10T 24/3987; Y10T 24/21;
Y10T 24/2175; Y10T 24/318; Y10T
29/53; Y10T 24/1696; Y10T 24/2157
See application file for complete search history.

(56) **References Cited**

U.S. PATENT DOCUMENTS

| | | | | | |
|-----------|------|---------|------------|-------|-----------------------|
| 702,121 | A * | 6/1902 | Wilcox | | A41F 17/04 24/302 |
| 3,328,081 | A * | 6/1967 | Scruggs | | B60R 22/12 297/468 |
| D343,750 | S * | 2/1994 | Wolf | | D6/514 |
| D377,123 | S * | 1/1997 | Hutchens | | D8/367 |
| D395,555 | S * | 6/1998 | Ursitti | | D34/29 |
| D401,137 | S * | 11/1998 | Boelling | | D8/382 |
| D475,231 | S * | 6/2003 | Briles | | D3/328 |
| 7,559,512 | B1 * | 7/2009 | diGirolamo | | F16L 3/14 248/62 |

| | | | | | |
|--------------|------|---------|---------|-------|-------------------------|
| 8,783,475 | B2 * | 7/2014 | Carver | | A45C 3/12 211/195 |
| 9,290,875 | B2 * | 3/2016 | Fogg | | A47G 25/68 |
| D831,354 | S * | 10/2018 | McBride | | D6/315 |
| D894,722 | S * | 9/2020 | Stacey | | D8/382 |
| 2014/0130310 | A1 * | 5/2014 | Roth | | B60P 7/0846 24/306 |
| 2014/0182084 | A1 * | 7/2014 | Hill | | B60P 7/0823 24/115 H |

* cited by examiner

Primary Examiner — Lauren R Calve

(74) *Attorney, Agent, or Firm* — Che-Yang Chen; Law Office of Michael Chen

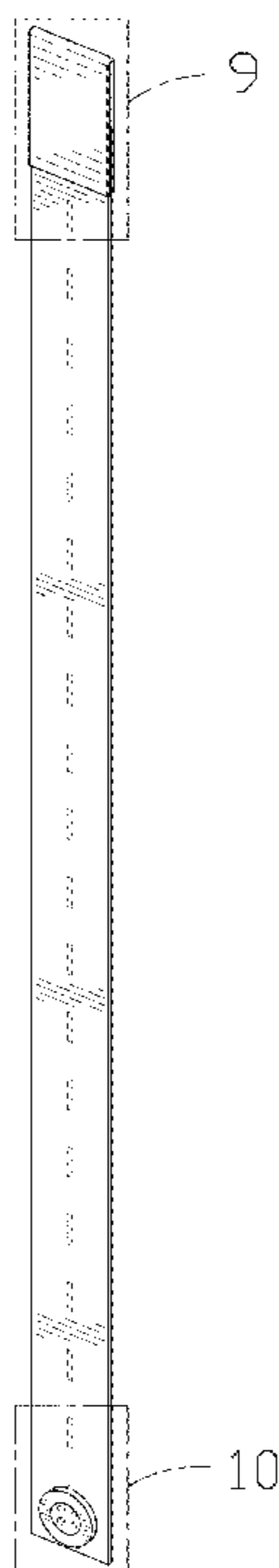
(57) **CLAIM**

The ornamental design for a clothing storage strap, as shown and described.

DESCRIPTION

FIG. 1 is a perspective view of the clothing storage strap showing my new design;
FIG. 2 is a perspective view thereof from another angle;
FIG. 3 is a front elevational view thereof;
FIG. 4 is a rear elevational view thereof;
FIG. 5 is a top plan view thereof;
FIG. 6 is a bottom plan view thereof;
FIG. 7 is a left side elevational view thereof;
FIG. 8 is a right side elevational view thereof;
FIG. 9 is a partial enlarged view of portion 9 in FIG. 1;
FIG. 10 is a partial enlarged view of portion 10 in FIG. 1;
and,
FIG. 11 is a partial enlarged view of portion 11 in FIG. 5.
The broken lines shown represent portions of the clothing storage strap that form no part of the claimed design.

1 Claim, 11 Drawing Sheets



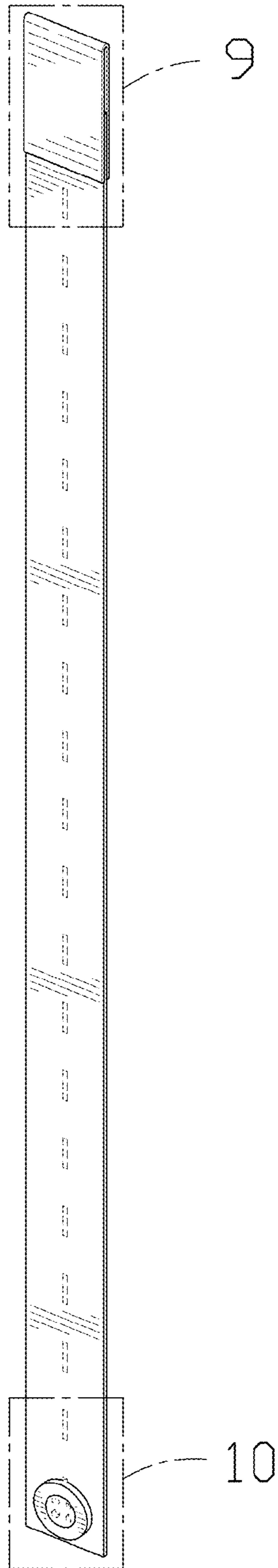


FIG. 1




FIG. 2

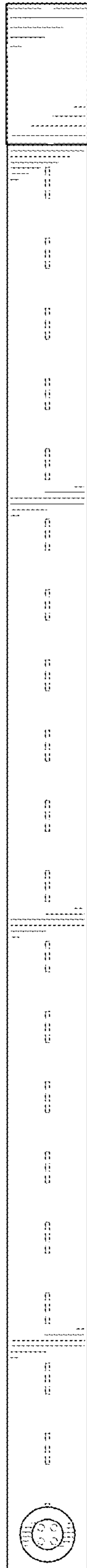


FIG. 3

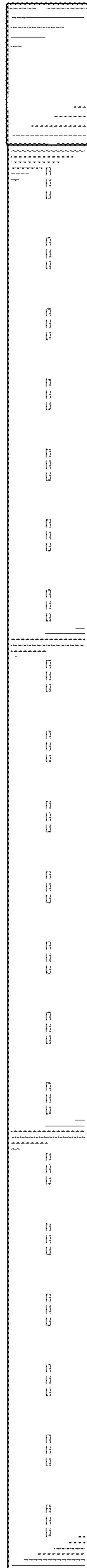


FIG. 4




FIG. 5

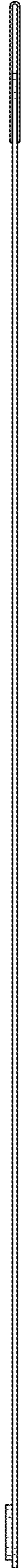


FIG. 6




FIG. 7

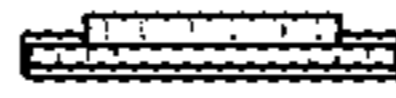


FIG. 8




FIG. 9

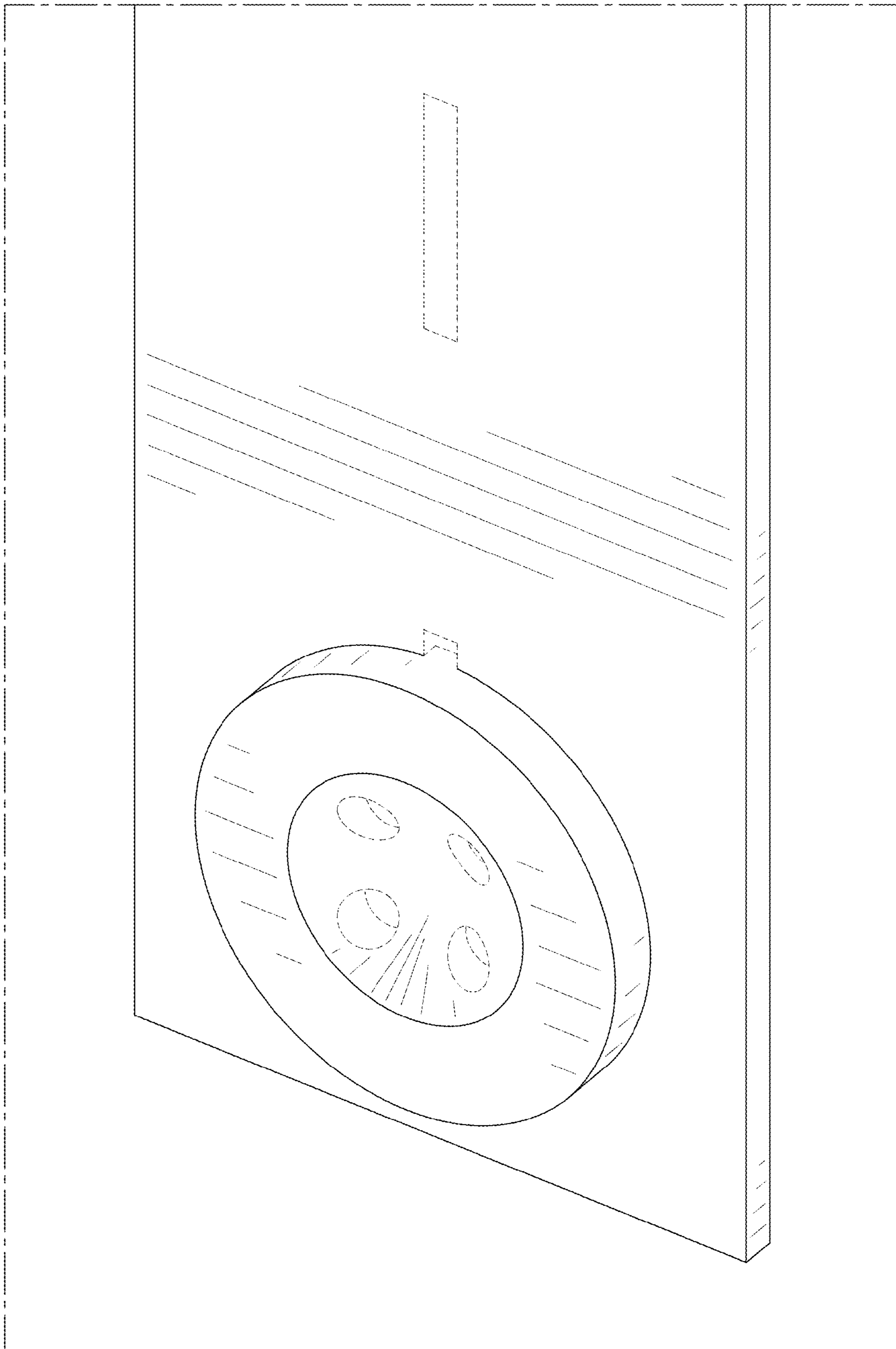


FIG. 10

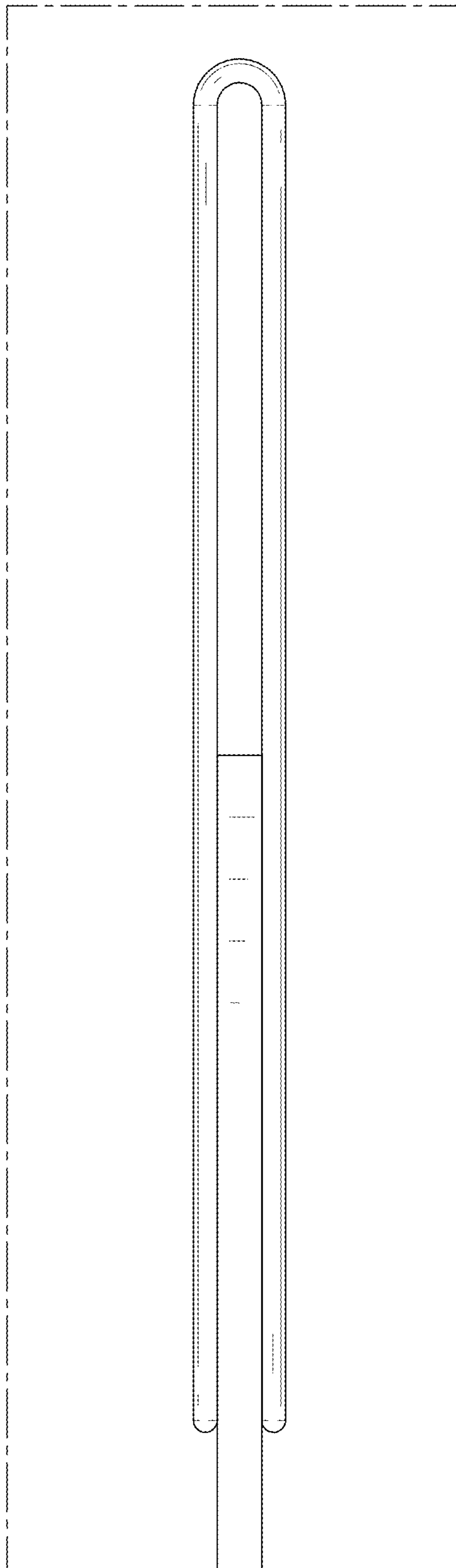


FIG. 11