



US00D979921S

(12) **United States Design Patent**  
**Gupta**

(10) **Patent No.:** **US D979,921 S**

(45) **Date of Patent:** **\*\* Mar. 7, 2023**

(54) **FLAT HEAD PIN**

(71) Applicant: **Nikhil Gupta**, Schaumburg, IL (US)

(72) Inventor: **Nikhil Gupta**, Schaumburg, IL (US)

(\*\*) Term: **15 Years**

(21) Appl. No.: **29/799,829**

(22) Filed: **Jul. 16, 2021**

(51) **LOC (14) Cl.** ..... **02-07**

(52) **U.S. Cl.**  
USPC ..... **D3/28; D11/207**

(58) **Field of Classification Search**  
USPC ..... D11/1, 47, 86, 206, 207, 222, 228;  
D19/65; D7/300.2, 642; D28/65, 75;  
D21/400; D3/18, 28; D8/388  
CPC ... Y10T 24/4616; Y10T 24/4696; A44B 9/02;  
A44B 9/04; A44B 9/06; A44B 9/08;  
A44C 17/043; A47J 43/27; A61C 15/02;  
D05B 85/00; D05B 97/00; D05B 91/00;  
D05C 1/00; D05C 1/06; D05C 15/06;  
B25G 1/102  
See application file for complete search history.

(56) **References Cited**

**U.S. PATENT DOCUMENTS**

- 1,088,871 A \* 3/1914 Blessing ..... A44B 9/10  
24/706.9
- D51,163 S \* 8/1917 Howe ..... D11/95
- 2,308,000 A \* 1/1943 Ellerstein ..... A44B 9/06  
24/711.4
- 2,366,244 A \* 1/1945 Ellerstein ..... A44B 9/06  
D11/207
- 2,366,245 A \* 1/1945 Ellerstein ..... A44B 9/06  
24/711.4
- 2,717,463 A \* 9/1955 Sindler ..... A47J 43/27  
40/658
- 3,113,482 A \* 12/1963 Hirsch ..... G10G 7/00  
984/258

- D266,686 S \* 10/1982 Dretzke ..... D21/733
- D291,956 S \* 9/1987 Fenner ..... G10G 7/00  
D7/300.2
- D367,512 S \* 2/1996 Whelan, Jr. .... A44C 5/0053  
D7/300.2

(Continued)

**FOREIGN PATENT DOCUMENTS**

GB 5004393 \* 8/2016

**OTHER PUBLICATIONS**

Taylor Seville Magic Pin Flat Head. Online [website]. Amazon, Aug. 26, 2021 [retrieved on Dec. 10, 2022]. Retrieved from the internet: <[https://www.amazon.com/Taylor-Seville-Magic-Flat-0-5mm/dp/B09DRFY8M6/ref=asc\\_df\\_B09DRFY8M6/](https://www.amazon.com/Taylor-Seville-Magic-Flat-0-5mm/dp/B09DRFY8M6/ref=asc_df_B09DRFY8M6/)> (Year: 2021).\*

*Primary Examiner* — Tracey J Bell

*Assistant Examiner* — Grace Doyle

(74) *Attorney, Agent, or Firm* — Michael Ferrell; Ferrells PLLC

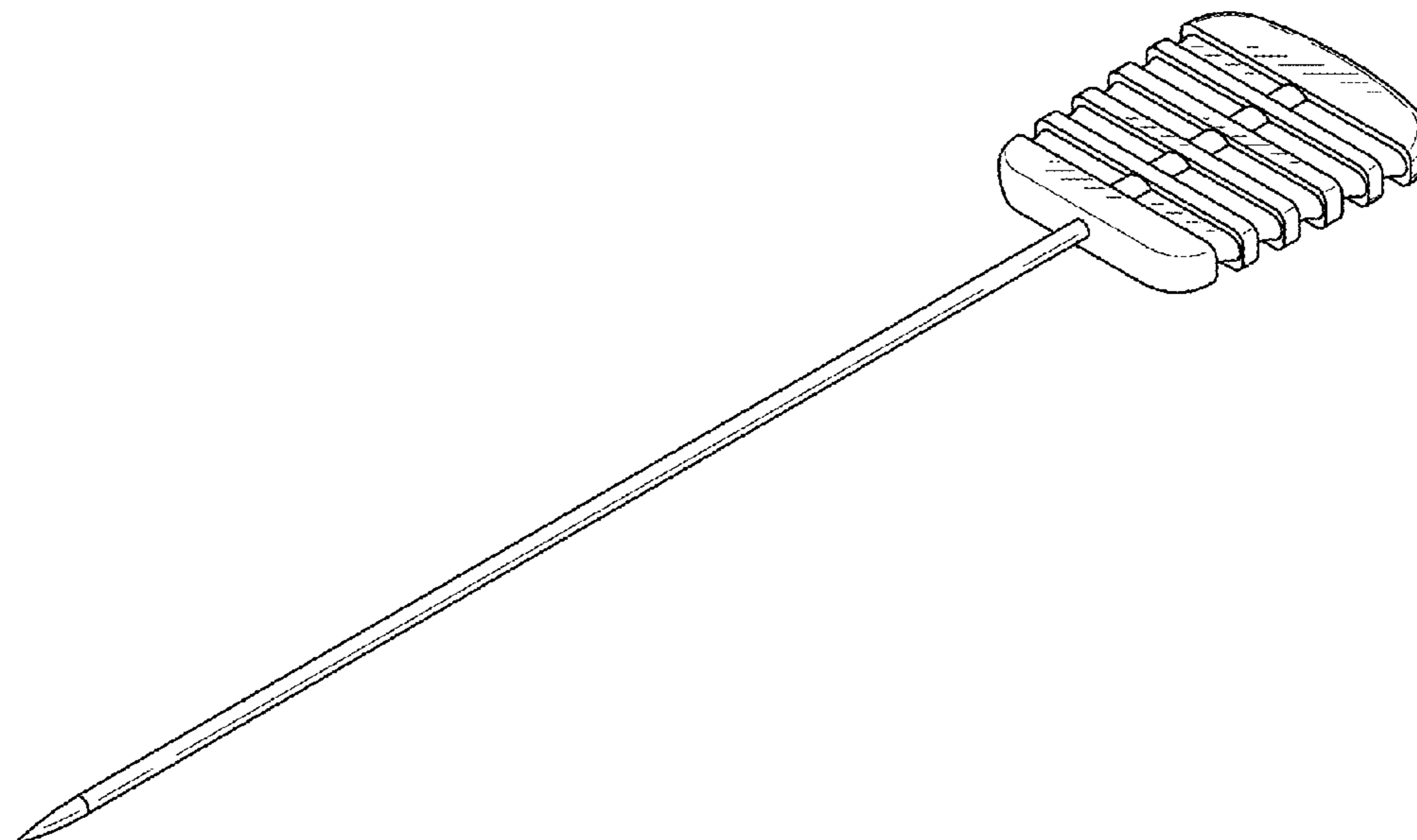
(57) **CLAIM**

The ornamental design for a flat head pin, as shown.

**DESCRIPTION**

FIG. 1 is a perspective view of a flat head pin;  
FIG. 2 is a front side view in elevation of the flat head pin of FIG. 1;  
FIG. 3 is a back side view in elevation of the flat head pin of FIG. 1;  
FIG. 4 is a right side view in elevation of the flat head pin of FIG. 1;  
FIG. 5 is a left side view in elevation of the flat head pin of FIG. 1;  
FIG. 6 is a top plan view of the flat head pin of FIG. 1; and,  
FIG. 7 is a bottom plan view of the flat head pin of FIG. 1.

**1 Claim, 3 Drawing Sheets**



(56)

**References Cited**

U.S. PATENT DOCUMENTS

5,639,000 A \* 6/1997 McDaniel ..... A44C 5/0053  
24/301  
D440,810 S \* 4/2001 Olson ..... A44C 5/0053  
D7/300.2  
D590,650 S \* 4/2009 Aoki ..... A44B 9/06  
D7/300.2  
D603,502 S \* 11/2009 Petersen ..... D24/147  
D860,633 S \* 9/2019 Schaumann ..... B01F 33/86  
D3/28  
D909,743 S \* 2/2021 Gupta ..... D3/28  
D917,871 S \* 5/2021 Gupta ..... A44B 9/06  
D3/28  
2016/0058531 A1\* 3/2016 Adriano ..... A46B 3/005  
132/329  
2020/0324947 A1\* 10/2020 Cunningham ..... B01F 33/86

\* cited by examiner

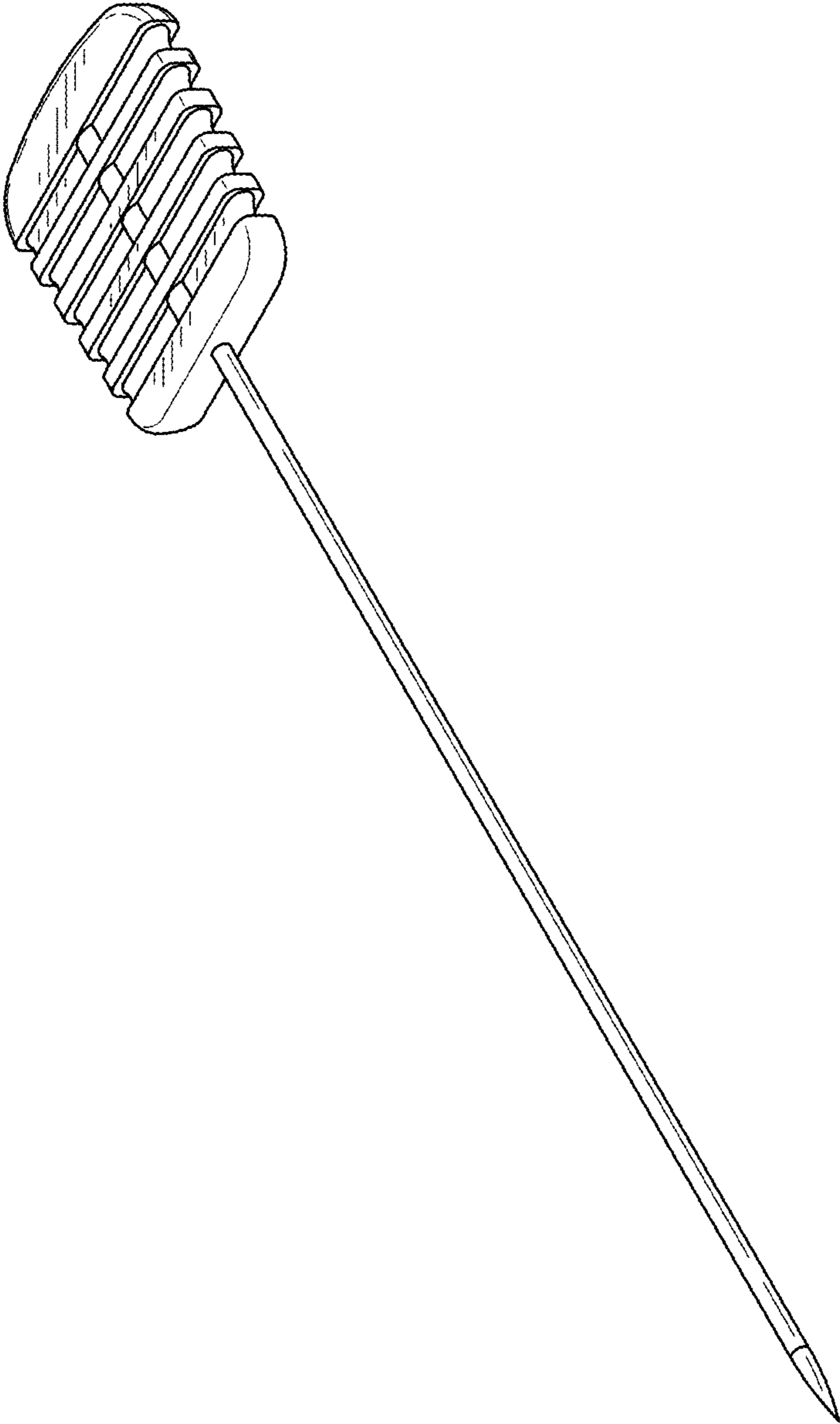


FIG. 1

FIG. 2

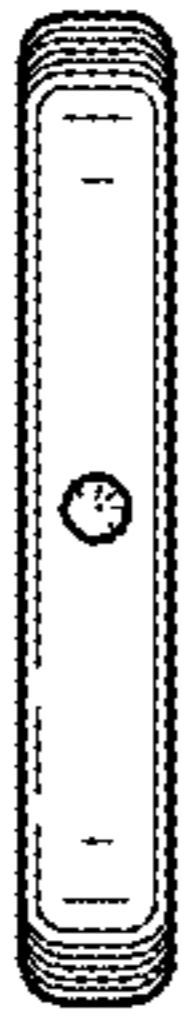


FIG. 3



FIG. 4

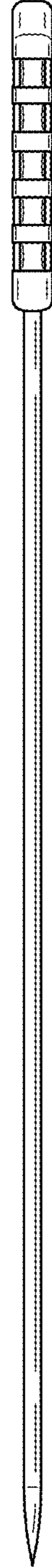


FIG. 5

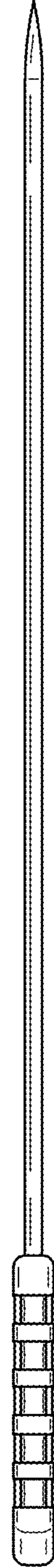


FIG. 6

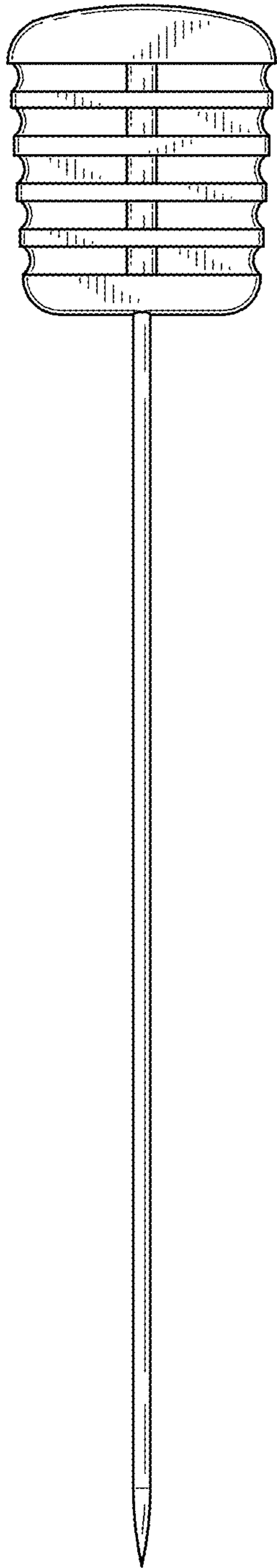


FIG. 7

