



US00D979919S

(12) **United States Design Patent**  
**Haythornthwaite**

(10) **Patent No.:** **US D979,919 S**  
(45) **Date of Patent:** **\*\* Mar. 7, 2023**

(54) **UMBRELLA HANDLE**

(71) Applicant: **Shedrain Corporation**, Portland, OR (US)  
(72) Inventor: **David Haythornthwaite**, Fujian Province (CN)  
(73) Assignee: **SHEDRAIN CORPORATION**, Portland, OR (US)

(\*\*) Term: **15 Years**

(21) Appl. No.: **29/755,870**

(22) Filed: **Oct. 23, 2020**

(51) **LOC (14) Cl.** ..... **03-03**

(52) **U.S. Cl.**  
USPC ..... **D3/12; D8/107; D8/310**

(58) **Field of Classification Search**  
USPC ..... D3/5-17, 250; D8/107, 300, 303, D8/310-313, 61, 80, 83; D7/393; D13/133; D9/723; D26/38  
CPC ..... A45B 9/02; B25G 1/00; B25G 1/10  
See application file for complete search history.

(56) **References Cited**

**U.S. PATENT DOCUMENTS**

D284,634 S *	7/1986	Sumikama	.....	D7/393
D353,041 S *	12/1994	Stenberg	.....	D26/38
D365,741 S *	1/1996	Decursu	.....	D8/310
D668,860 S *	10/2012	Halkias	.....	D3/5
D731,165 S *	6/2015	Principi	.....	D3/5
D930,452 S *	9/2021	Tang	.....	D8/83
D942,832 S *	2/2022	Li	.....	D8/83

**FOREIGN PATENT DOCUMENTS**

CN	305831550	*	6/2020
CN	305840347	*	6/2020
CN	305873486	*	6/2020

**OTHER PUBLICATIONS**

Amazon.com, Site visited Aug. 18, 2022, Stormeagle Reinforced Travel Umbrella, First available Aug. 26, 2016, <https://www.amazon.com/Stormeagle-Reinforced-Lightweight-Protection-Slip-Proof/dp/B01L26LAG8?th=1> (Year: 2016).\*  
Youtube.com, Site visited Aug. 24, 2022, "Xiaomi Yunmai Intelligent Training Jump Rope," published Feb. 4, 2020 by World of Xiaomi, <https://www.youtube.com/watch?v=Kwiqpl0JWCw> (Year: 2020).\*

\* cited by examiner

*Primary Examiner* — Brett Miller

*Assistant Examiner* — Jessica M Gebhart

(74) *Attorney, Agent, or Firm* — Leason Ellis LLP

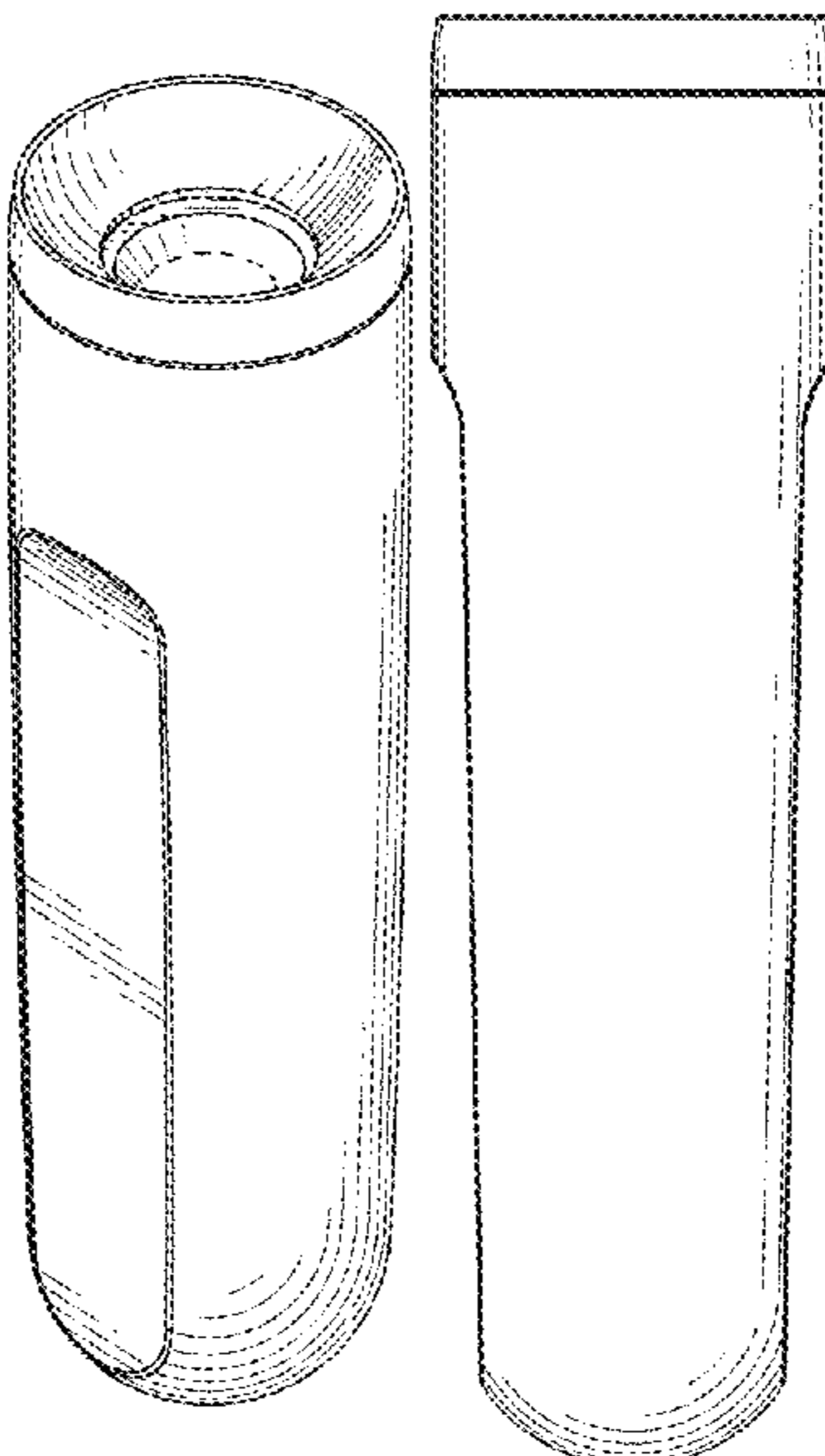
(57) **CLAIM**

The ornamental design for an umbrella handle, as shown and described.

**DESCRIPTION**

FIG. 1 is a left-rear perspective view of my umbrella handle according to my new design;  
FIG. 2 is a right-rear perspective view thereof;  
FIG. 3 is a left view thereof;  
FIG. 4 is a rear view thereof, the front being a mirror image;  
FIG. 5 is a right view thereof;  
FIG. 6 is bottom plan thereof; and,  
FIG. 7 is top plan view thereof.  
The broken lines depict portions of the umbrella handle that form no part of the claimed design. The broken lines act as boundaries of the claimed design.

**1 Claim, 6 Drawing Sheets**



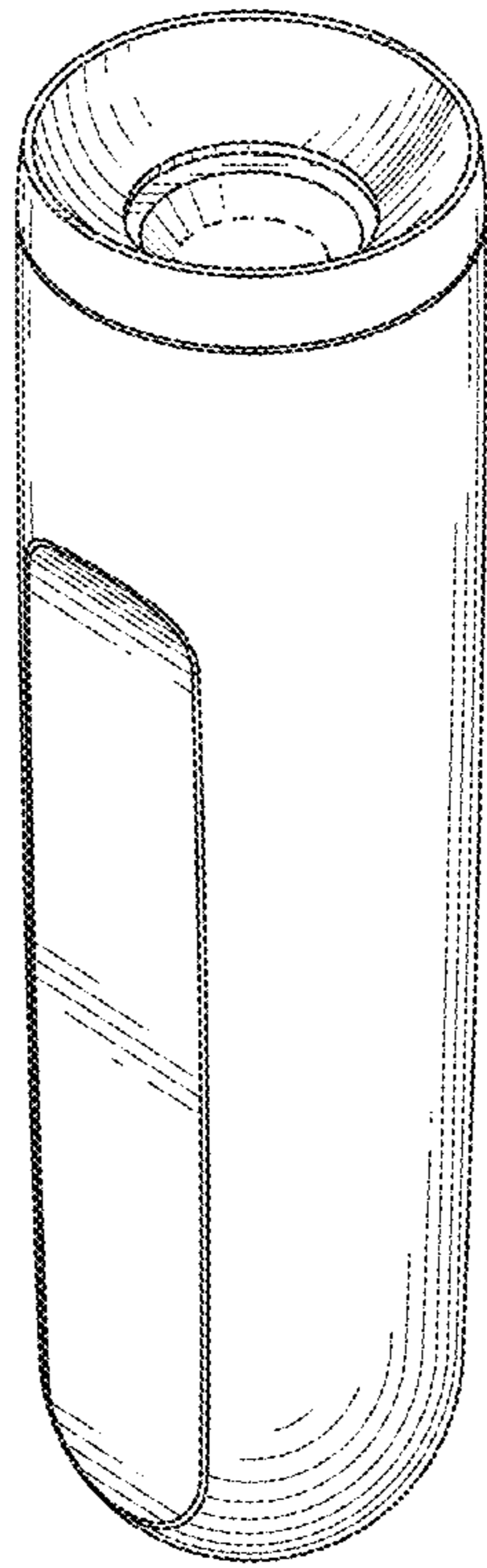


Fig. 1

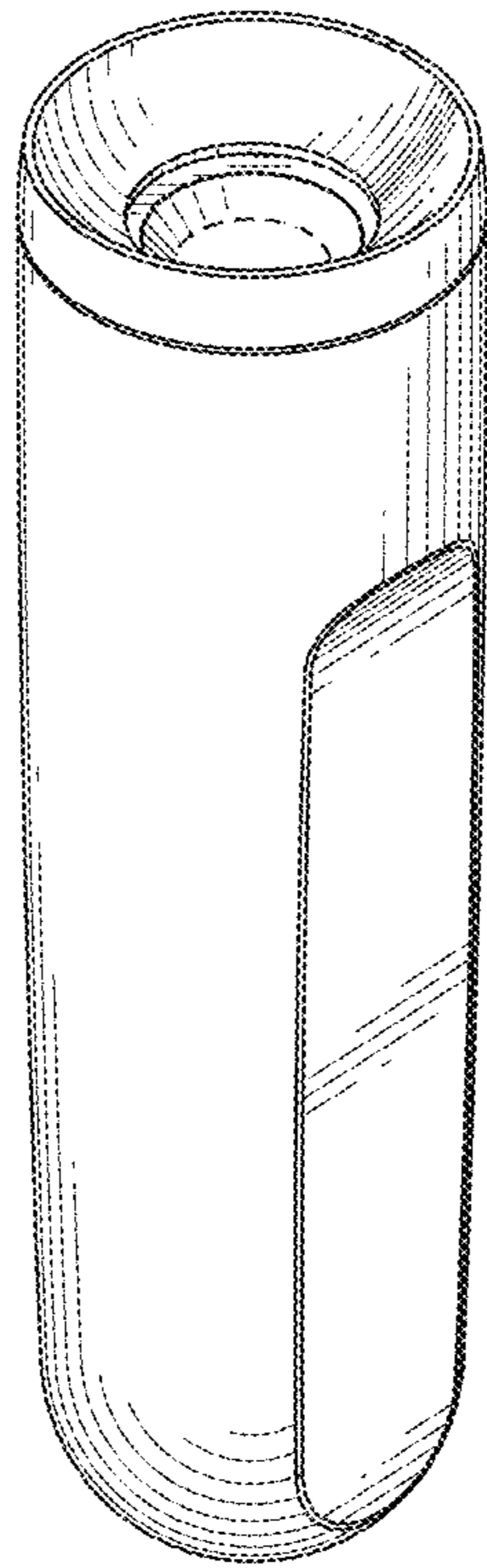


Fig. 2

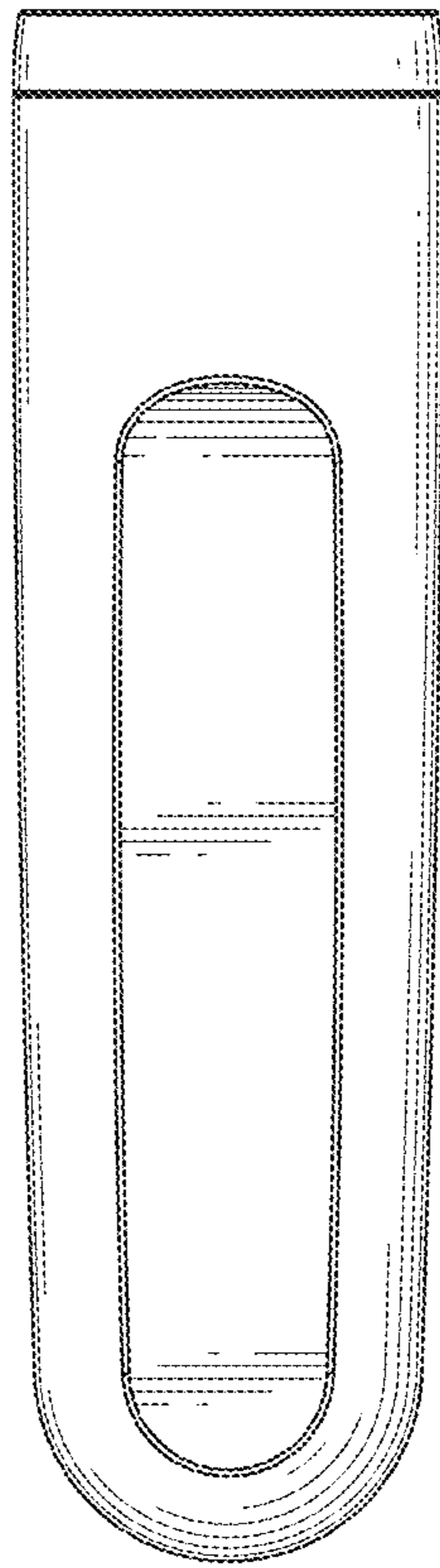


Fig. 3

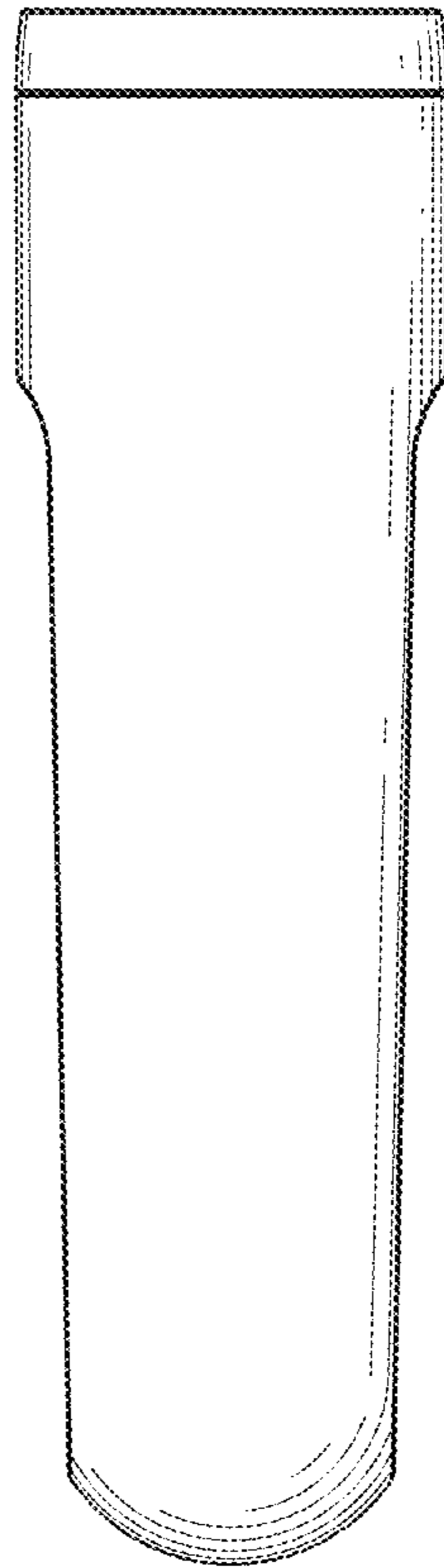


Fig. 4

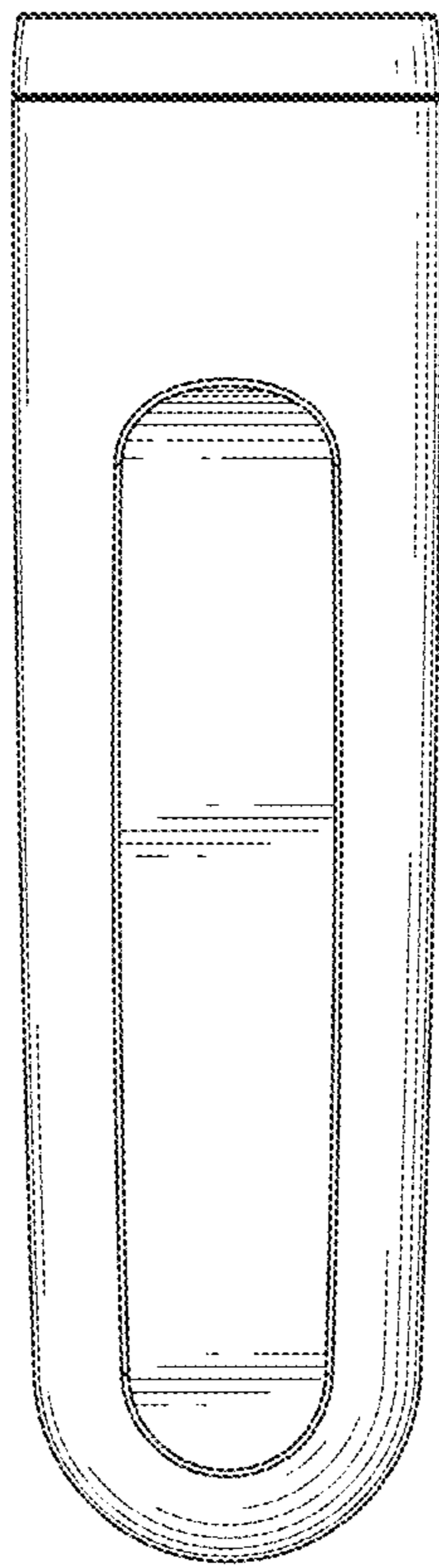


Fig. 5

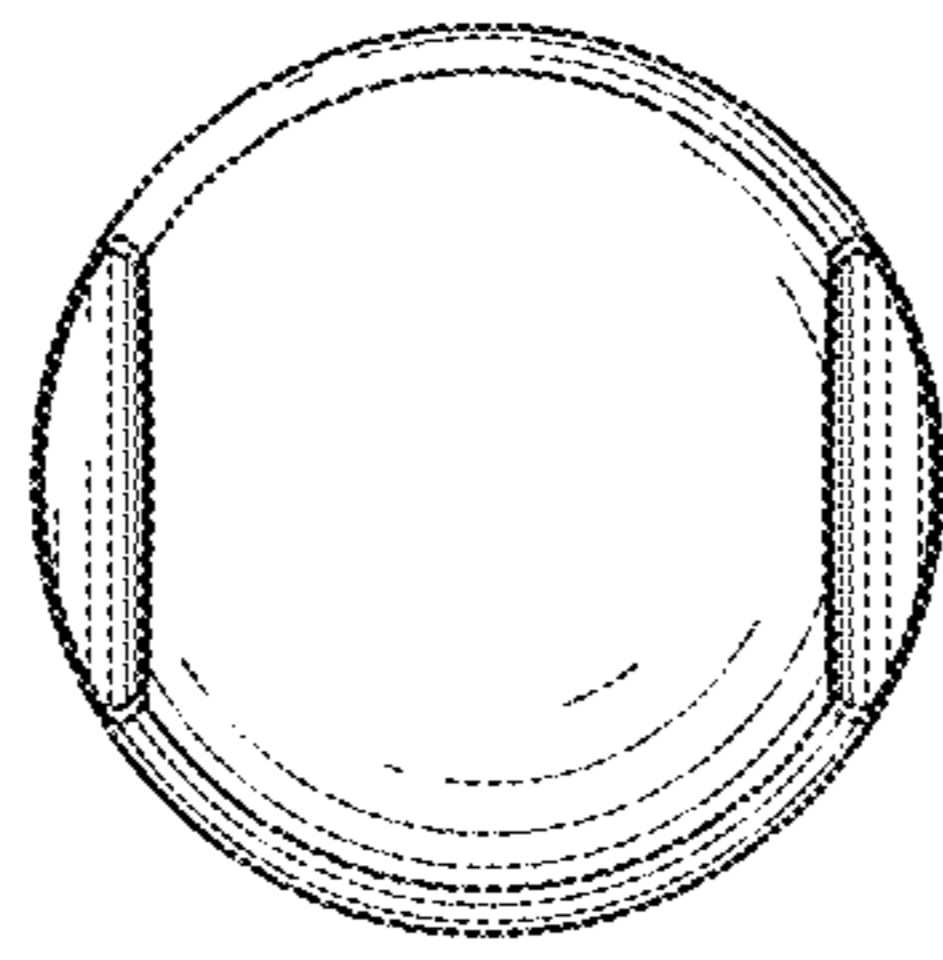


Fig. 6

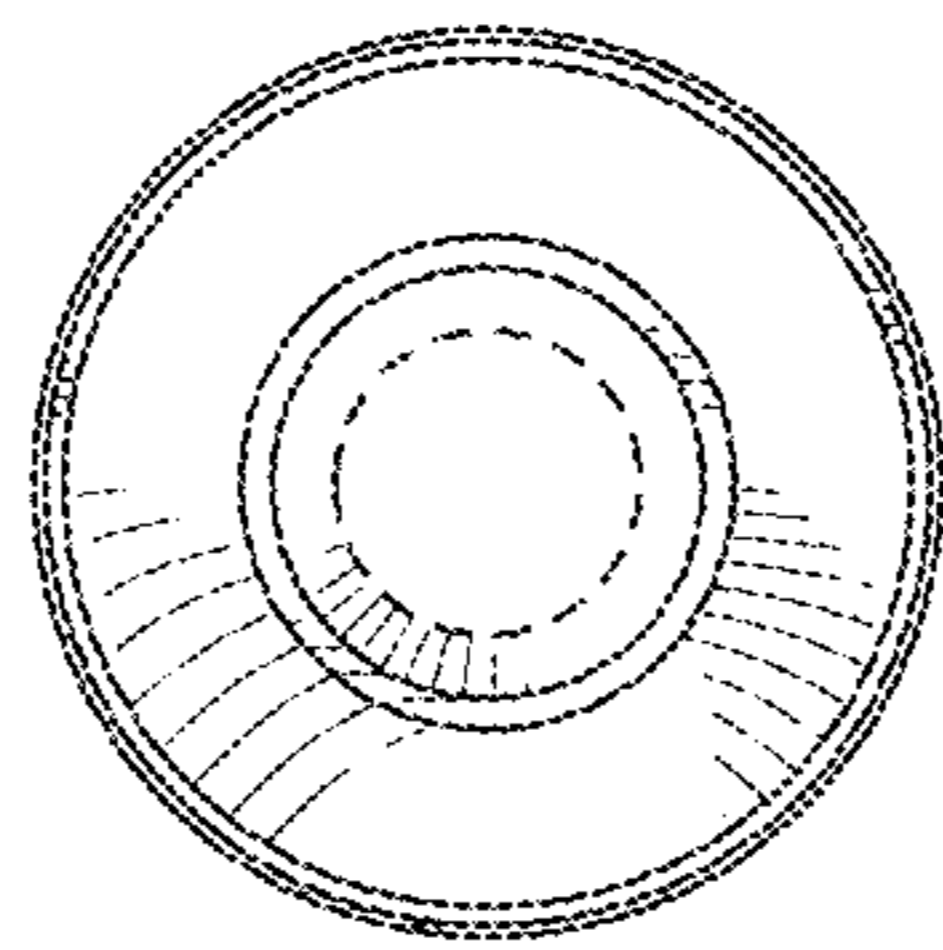


Fig. 7