



US00D979845S

(12) **United States Design Patent** (10) **Patent No.:** **US D979,845 S**
Kim (45) **Date of Patent:** **** Feb. 28, 2023**

(54) **NAIL CLIPPER**
(71) Applicant: **ROYAL METAL INDUSTRIAL CO., LTD**, Bucheon-si (KR)
(72) Inventor: **Gab-Soo Kim**, Bucheon-si (KR)
(73) Assignee: **ROYAL METAL INDUSTRIAL CO., LTD**, Bucheon-si (KR)

8,001,692 B2 * 8/2011 Han A45D 29/023 30/28
9,693,617 B2 * 7/2017 LaTorre A45D 29/023
D845,547 S * 4/2019 Kim D28/60
D846,804 S * 4/2019 Kim D28/60
10,420,409 B1 * 9/2019 Crolley A45D 29/02
10,980,328 B2 * 4/2021 Nikaran A45D 29/02
2005/0160604 A1 * 7/2005 Di Bitonto A45D 29/02 30/28

(Continued)

(**) Term: **15 Years**

FOREIGN PATENT DOCUMENTS

(21) Appl. No.: **29/749,205**

CN 305055907 * 3/2019

(22) Filed: **Sep. 3, 2020**

OTHER PUBLICATIONS

(30) **Foreign Application Priority Data**

Mar. 3, 2020 (KR) 30-2020-0009518

Tweezerman Deluxe . . . [online]; [review published to the internet on Nov. 12, 2016]; [retrieved from the internet on Oct. 17, 2022]; URL:https://www.amazon.com/Tweezerman-ZW-3076-P-Deluxe-Fingernail-Clipper/dp/B000JZ0ABA (8 pages). (Year: 2016).*

(51) **LOC (14) Cl.** **28-03**

(Continued)

(52) **U.S. Cl.**
USPC **D28/60**

(58) **Field of Classification Search**
USPC D28/55, 57, 60, 61, 62, 91.2, 99; D30/158; D8/4, 52
CPC A45D 2/48; A45D 29/02; A45D 29/04; A45D 29/05; A45D 29/06; A45D 29/11; A45D 29/17; A45D 29/18; A45D 29/023; A45D 2029/026; A45D 2029/008; A45D 34/00; B26B 13/22

Primary Examiner — Jasmine Mlinarcik
Assistant Examiner — Victoria A. Rielly
(74) *Attorney, Agent, or Firm* — Dennemeyer & Associates LLC

See application file for complete search history.

(57) **CLAIM**

The ornamental design for a nail clipper, as shown and described.

(56) **References Cited**

U.S. PATENT DOCUMENTS

2,724,179 A * 11/1955 Baer A45D 29/02 30/28
2,739,379 A * 3/1956 Bassett A45D 29/02 30/28
5,063,666 A * 11/1991 Tsay A45D 29/02 30/28
D593,712 S * 6/2009 Han D28/60

DESCRIPTION

FIG. 1 is a perspective view of a nail clipper embodying the design.

FIG. 2 is a right side elevational view thereof.

FIG. 3 is a left side elevational view thereof.

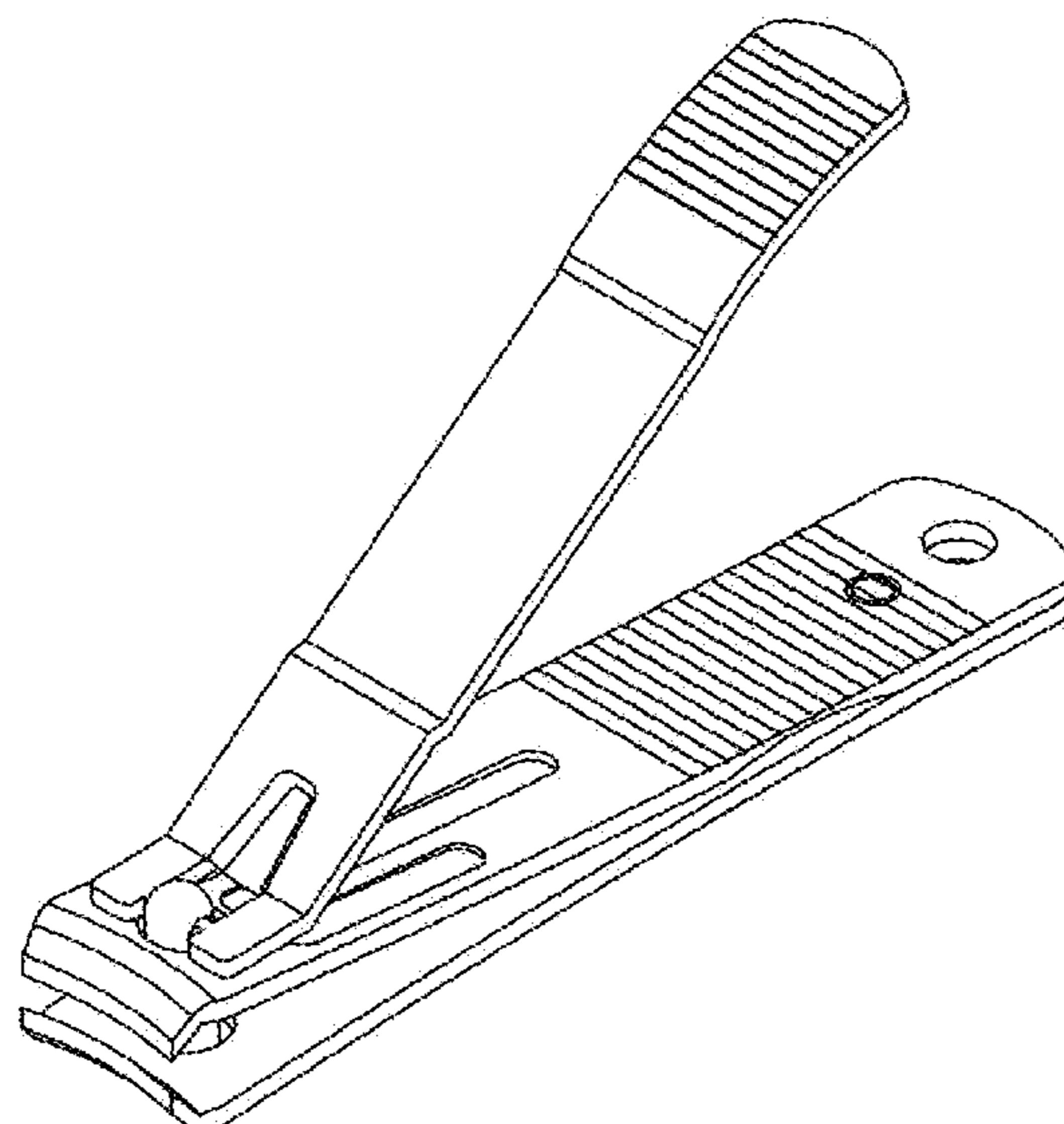
FIG. 4 is a front elevational view thereof.

FIG. 5 is a rear elevational view thereof.

FIG. 6 is a top plan view thereof; and,

FIG. 7 is a bottom plan view thereof.

1 Claim, 7 Drawing Sheets



(56)

References Cited

U.S. PATENT DOCUMENTS

2011/0061668 A1* 3/2011 Saenim A45D 29/023
30/28

OTHER PUBLICATIONS

Royalmetal_KM-77... [online]; [publication date unknown]; [retrieved from the internet on Oct. 17, 2022]; URL:https://www.royalmetal.co.kr/A_nail_clippers_12_KM-77.html (3 pages). (Year: 2022).*

* cited by examiner

FIG. 1

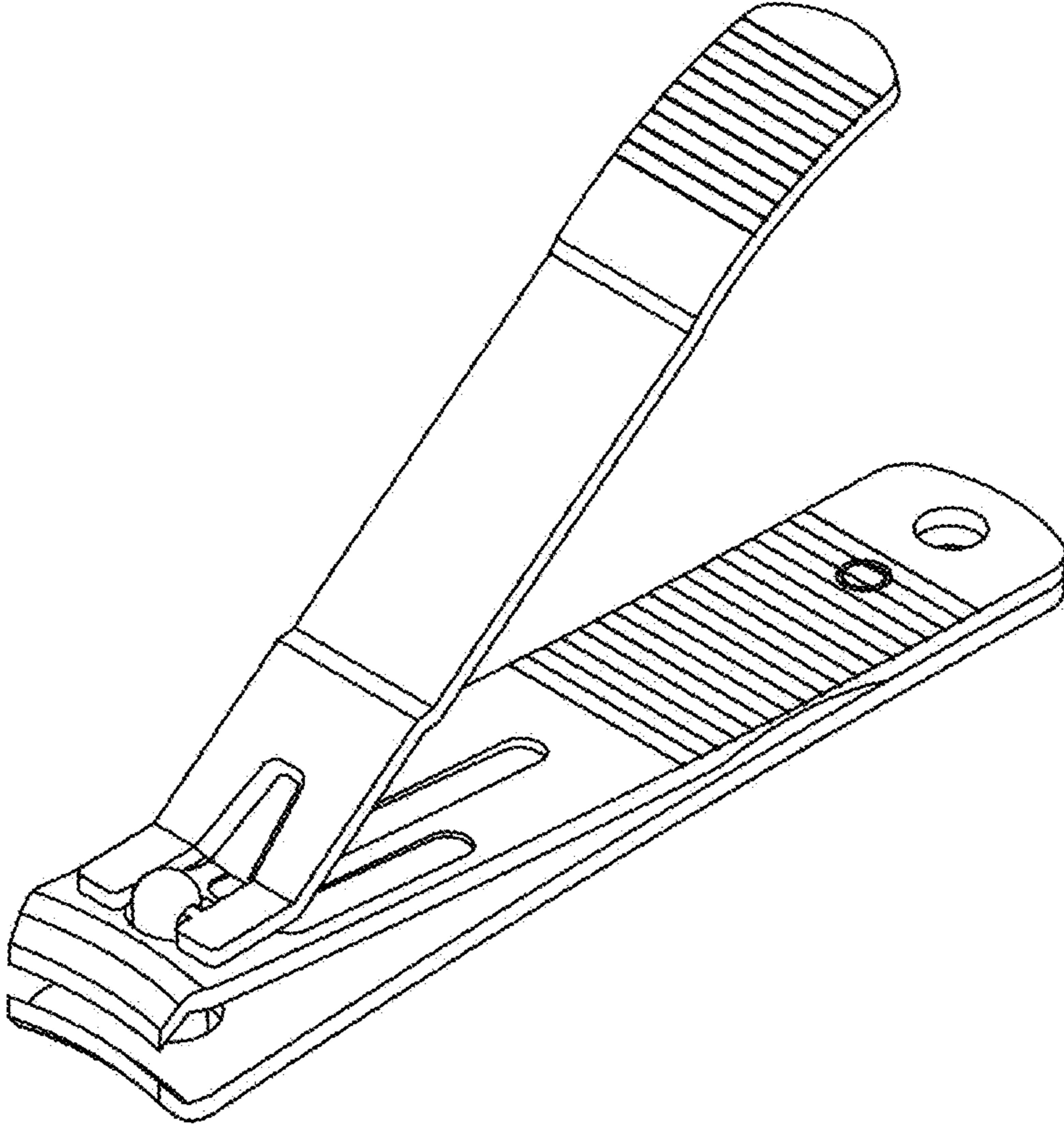


FIG. 2

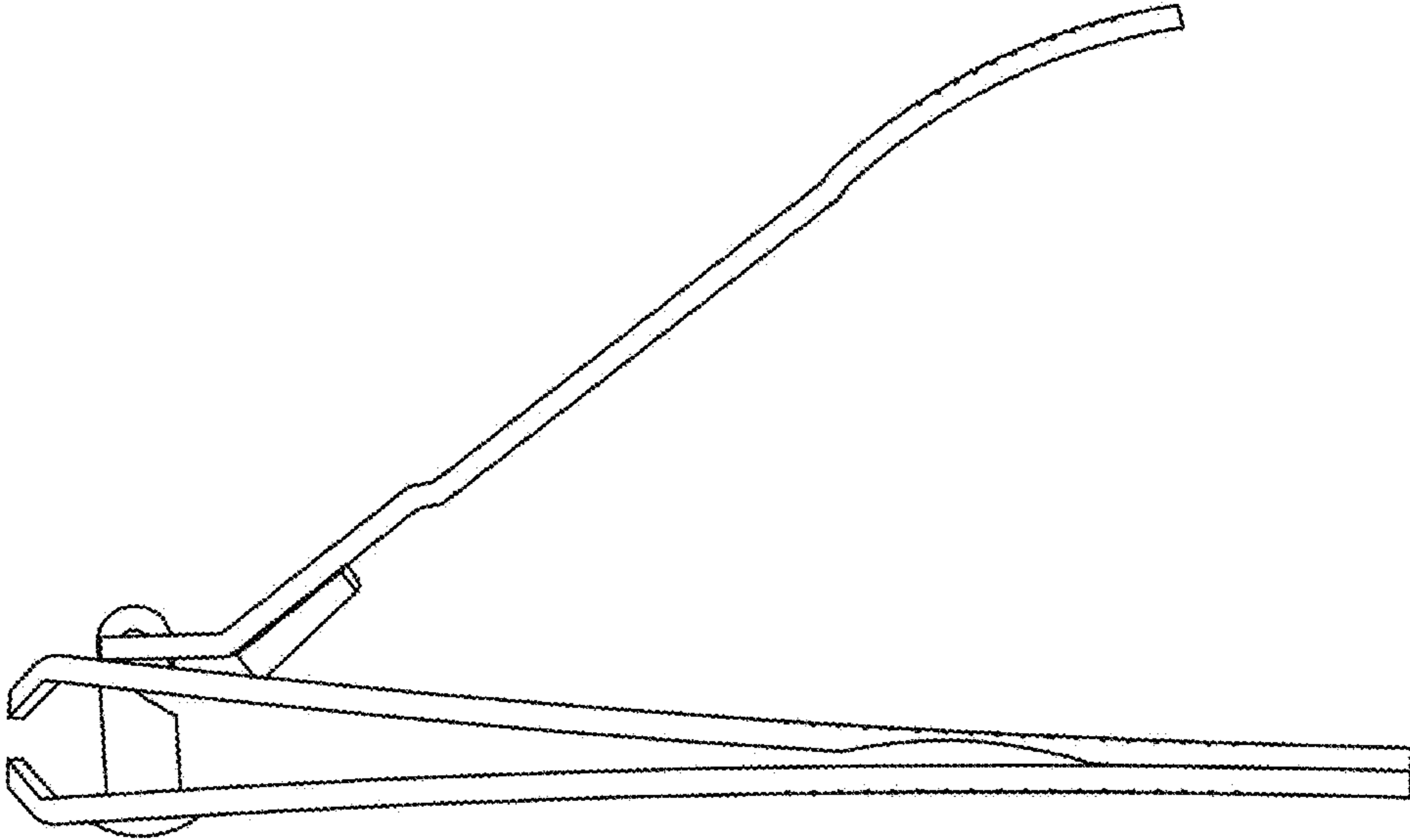


FIG. 3

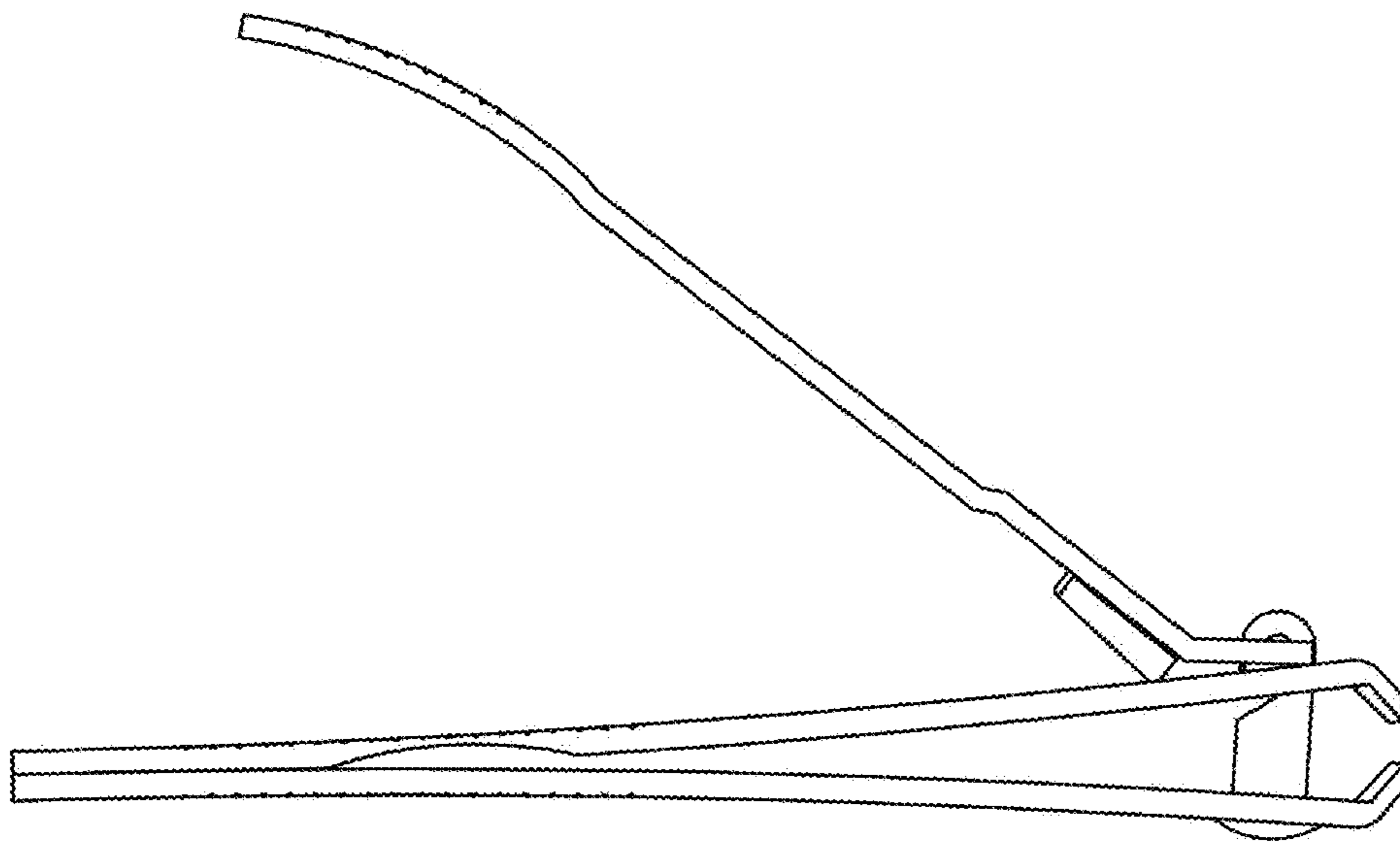


FIG. 4

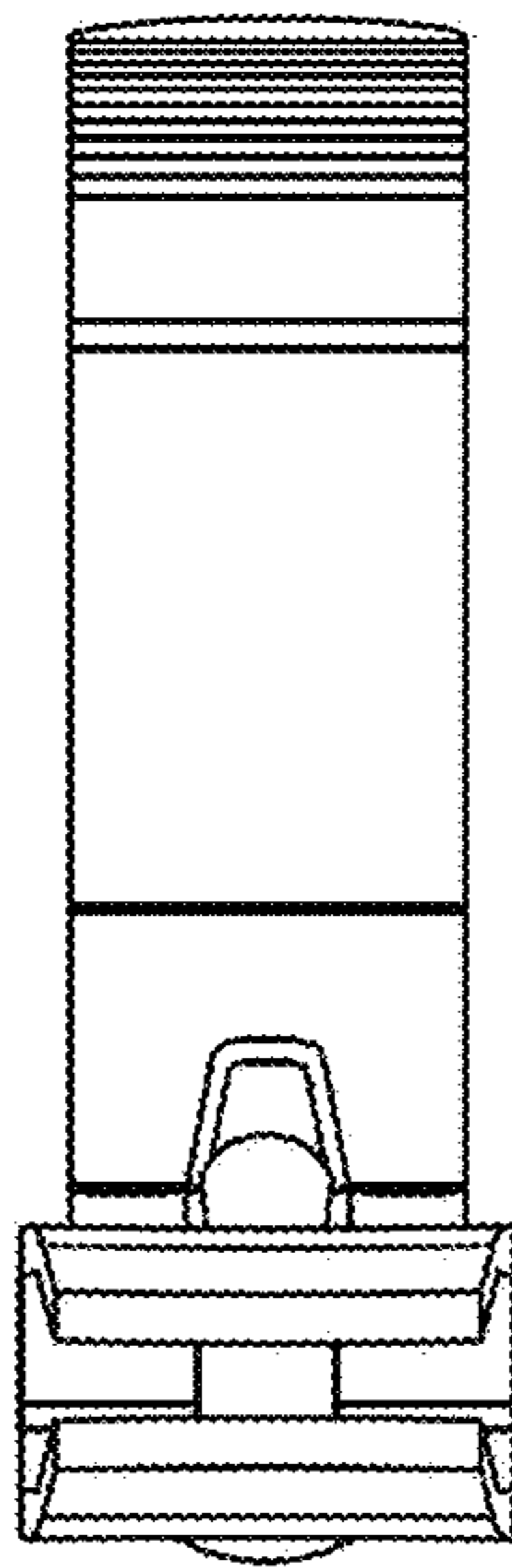


FIG. 5

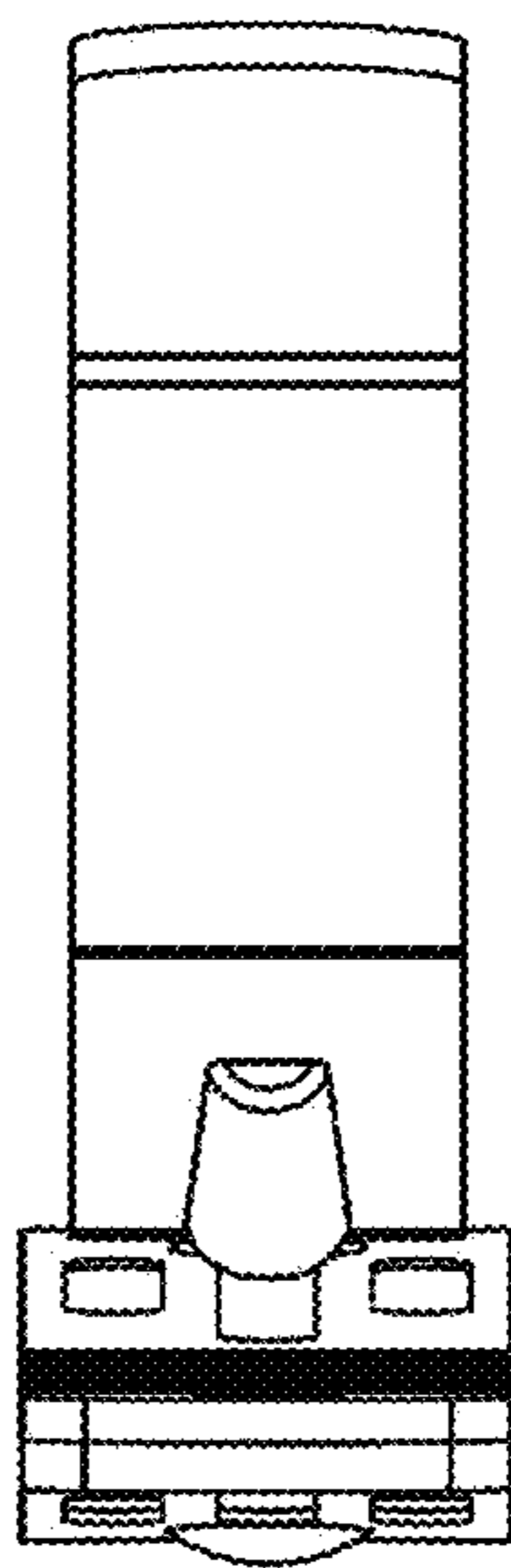


FIG. 6

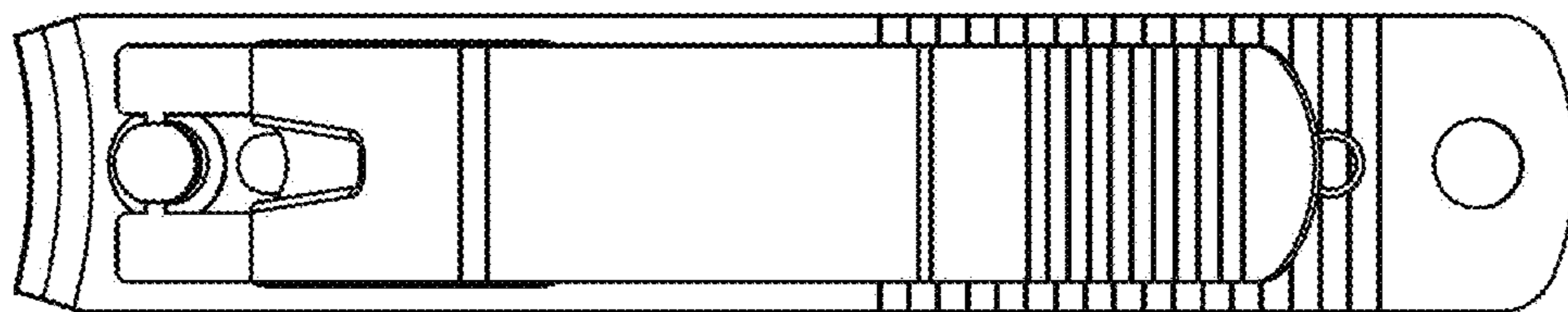


FIG. 7

