



US00D979837S

(12) **United States Design Patent**  
**Kim**

(10) **Patent No.:** **US D979,837 S**

(45) **Date of Patent:** **\*\* Feb. 28, 2023**

(54) **COSMETIC FACIAL MASK**

(71) Applicant: **Lumn Inc.**, New York, NY (US)

(72) Inventor: **Jeong Hoon Kim**, Brooklyn, NY (US)

(73) Assignee: **LUMN WELLNESS INC.**, Seoul (KR)

(\*\*) Term: **15 Years**

(21) Appl. No.: **29/788,986**

(22) Filed: **Aug. 23, 2021**

(51) **LOC (14) Cl.** ..... **28-02**

(52) **U.S. Cl.**  
USPC ..... **D28/7**

(58) **Field of Classification Search**  
USPC ..... D29/108; D24/110, 110.1–110.6, 189 A;  
D28/4, 7, 9; D2/854, 860–862; D20/11  
CPC ..... A61Q 19/00; A61Q 19/08; A45D  
2200/1027; A45D 2200/1045; A45D  
44/02; A45D 44/08; A45D 44/12  
See application file for complete search history.

(56) **References Cited**

**U.S. PATENT DOCUMENTS**

D424,740 S *	5/2000	Ono	.....	D28/4
D438,338 S *	2/2001	Sasahara	.....	D28/4
D461,278 S *	8/2002	Takechi	.....	D28/7
D631,603 S *	1/2011	Tajima	.....	D28/4
D648,063 S *	11/2011	Nakajo	.....	D28/7
D663,478 S *	7/2012	Tousley	.....	D24/189
D699,897 S *	2/2014	Lara	.....	D29/108

D739,603 S *	9/2015	Monaco	.....	D20/11
D855,883 S *	8/2019	Douglas	.....	D28/4
D855,884 S *	8/2019	Batchvarova	.....	D28/7
D910,914 S *	2/2021	Miller	.....	D2/854
D934,493 S *	10/2021	Lim	.....	D28/4
D946,206 S *	3/2022	Nakamura	.....	D28/7

**OTHER PUBLICATIONS**

Superegg Calm Movements Eye & Cheek Mask (available online)  
Retrieved from the internet Nov. 30, 2022 from URL: <https://www.superegg.nyc/products/calm-movements>.\*

\* cited by examiner

*Primary Examiner* — Richard Kearney  
*Assistant Examiner* — Michael Hoffman  
(74) *Attorney, Agent, or Firm* — ArentFox Schiff LLP

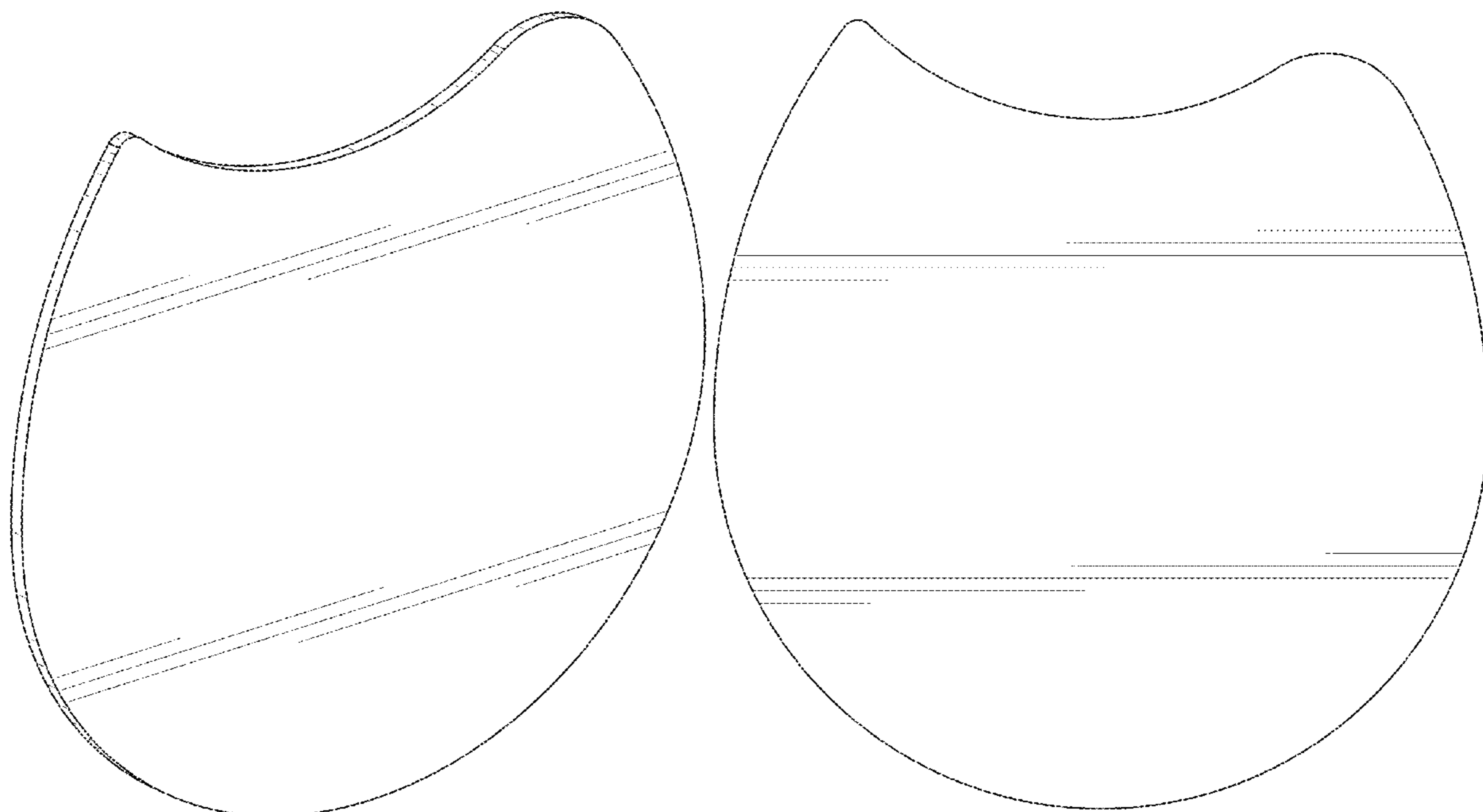
(57) **CLAIM**

The ornamental design for a cosmetic facial mask, as shown and described.

**DESCRIPTION**

FIG. 1 is a front perspective view of our new design for a cosmetic facial mask;  
FIG. 2 is a rear perspective view thereof;  
FIG. 3 is a bottom perspective view thereof;  
FIG. 4 is a front view thereof;  
FIG. 5 is a rear view thereof;  
FIG. 6 is a right side view thereof;  
FIG. 7 is a left side view thereof;  
FIG. 8 is a top view thereof; and,  
FIG. 9 is a bottom view thereof.

**1 Claim, 7 Drawing Sheets**



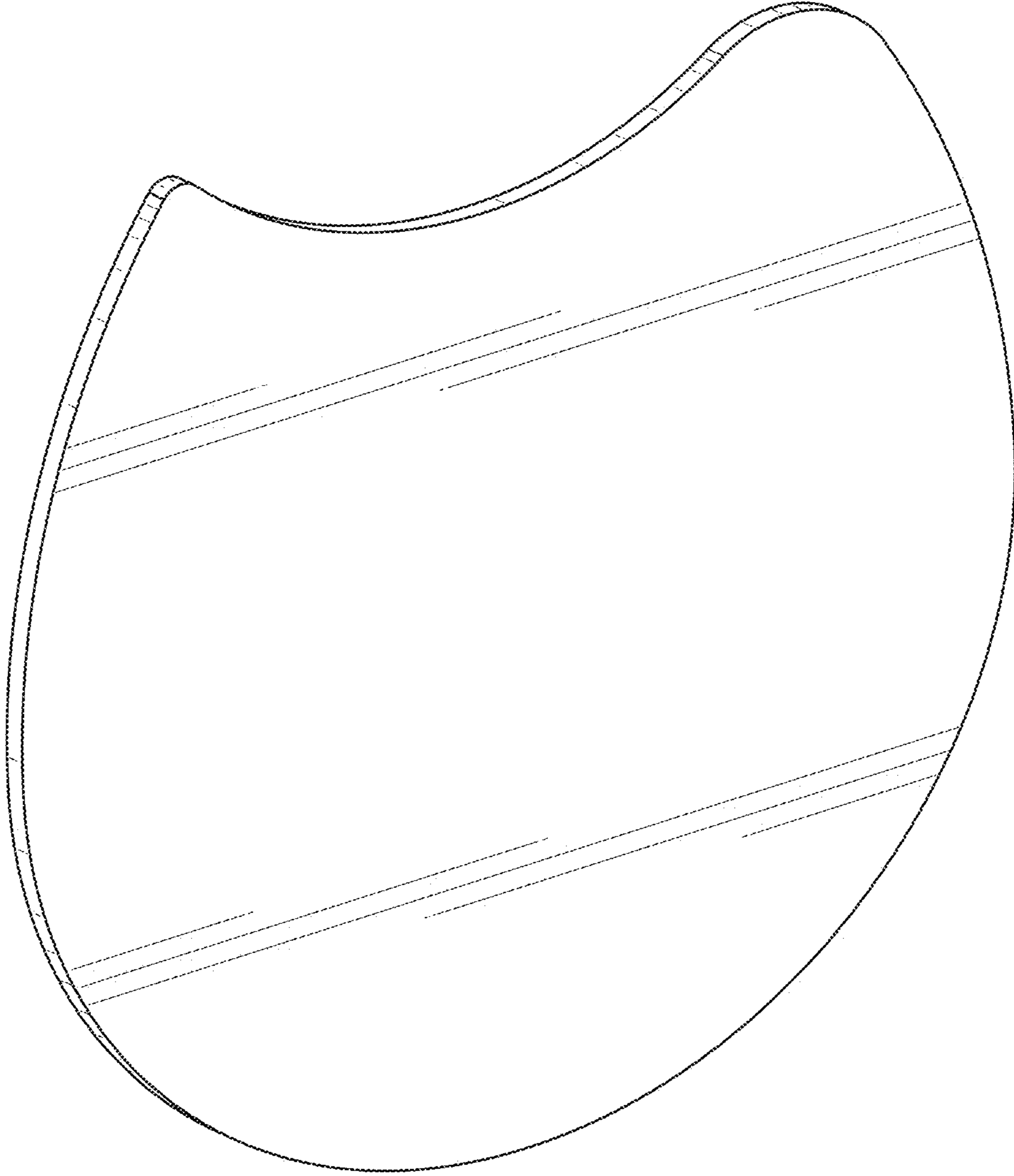


FIG. 1

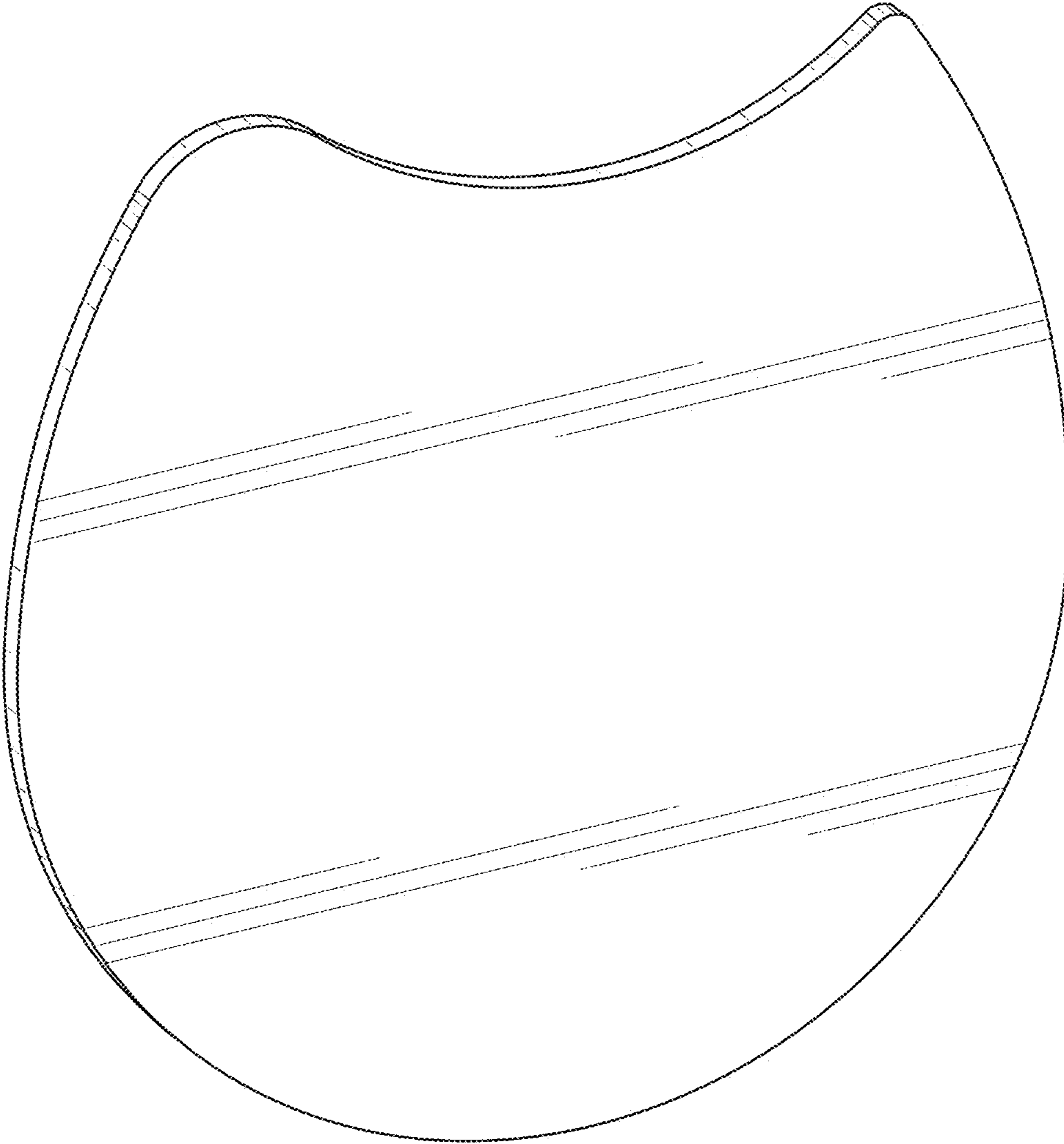


FIG. 2




FIG. 3

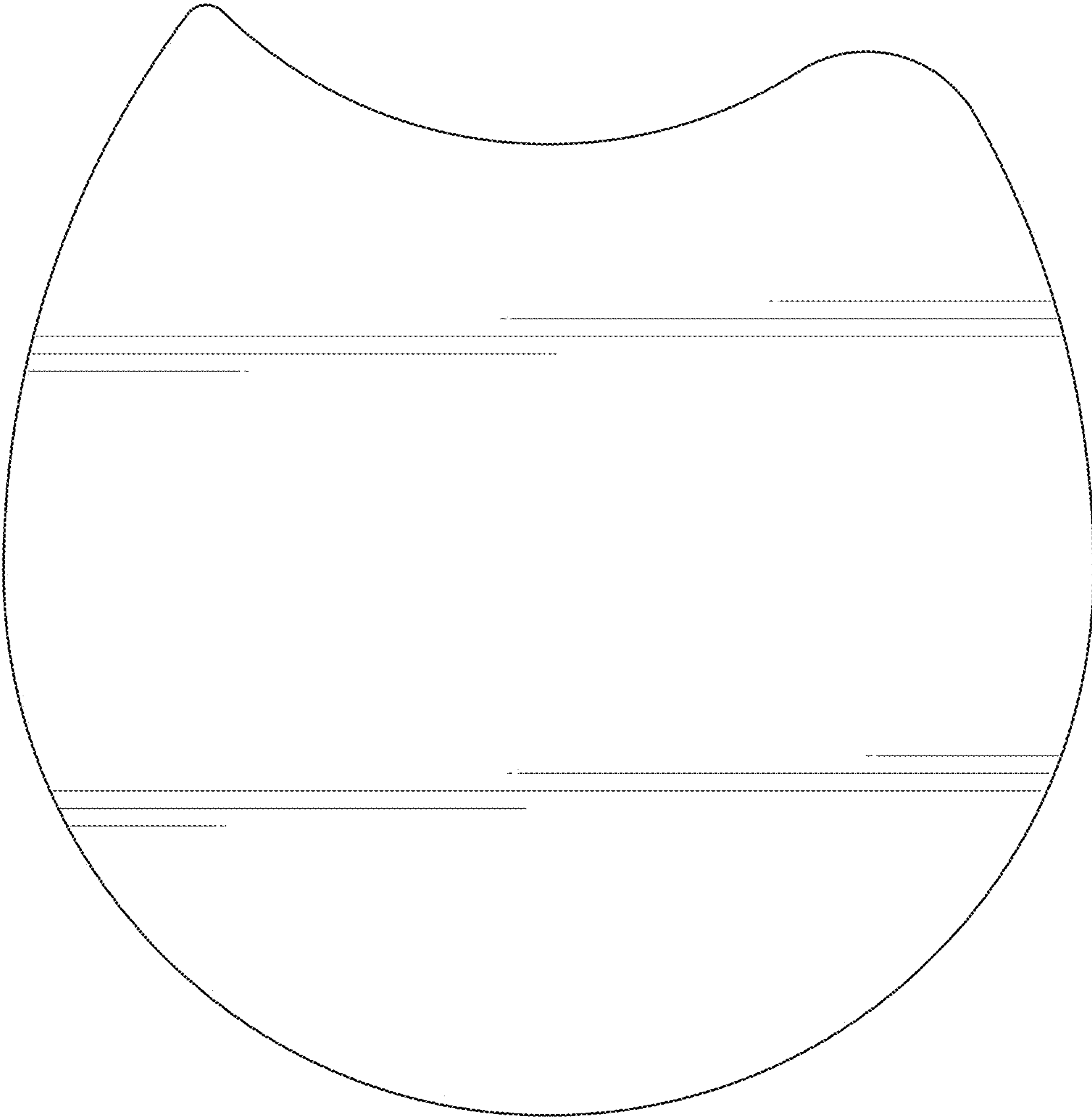


FIG. 4

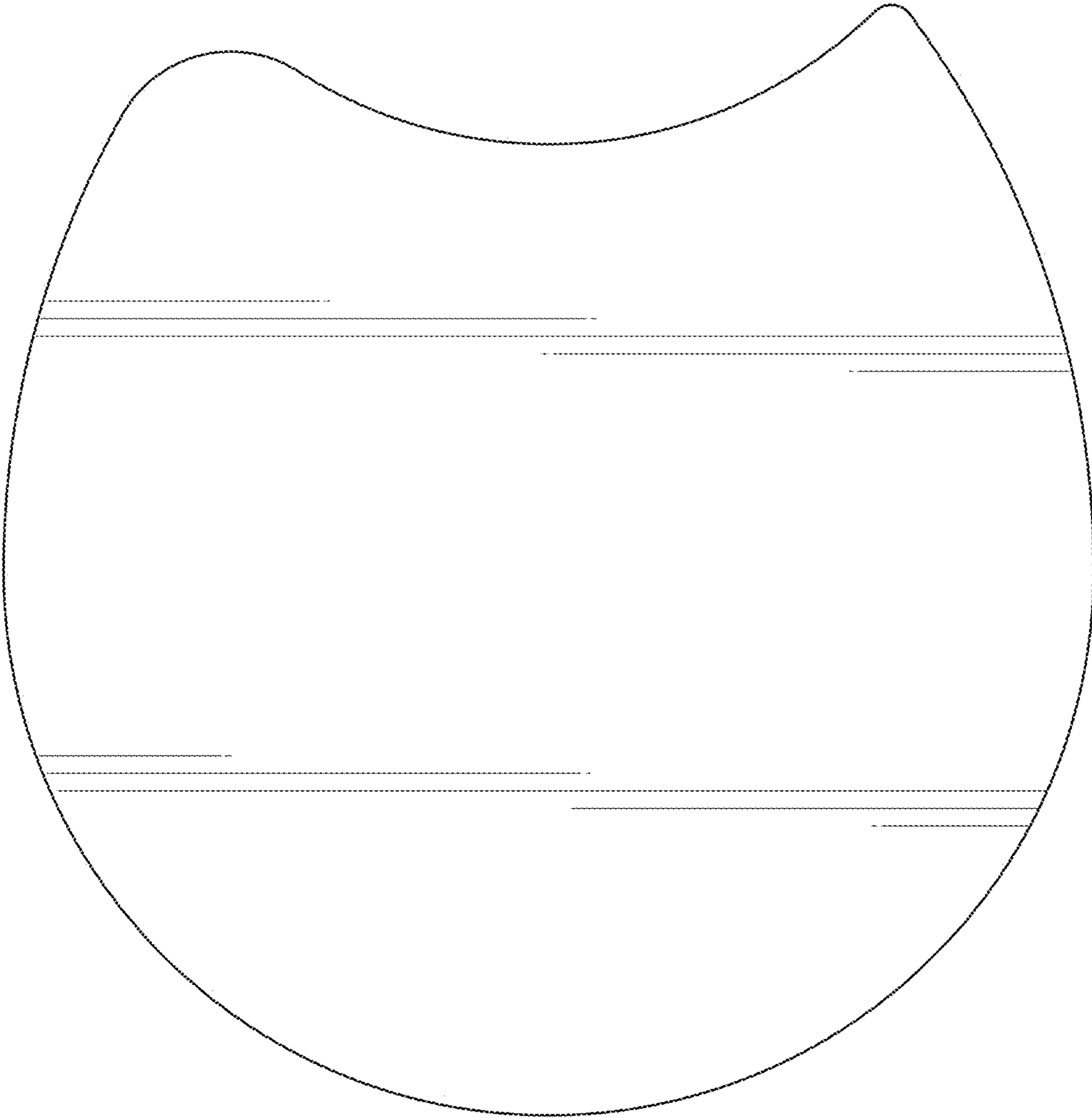


FIG. 5

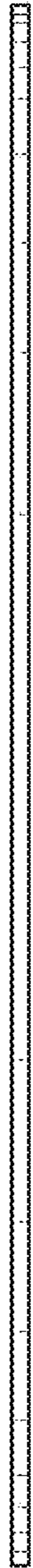


FIG. 6



FIG. 7




FIG. 8




FIG. 9