



US00D979809S

(12) **United States Design Patent**
Wu

(10) **Patent No.:** **US D979,809 S**

(45) **Date of Patent:** **** Feb. 28, 2023**

(54) **VEHICLE LIGHT**
(71) Applicant: **COPLUS INC.**, Tainan (TW)
(72) Inventor: **Po-Hua Wu**, Tainan (TW)
(73) Assignee: **COPLUS INC.**, Tainan (TW)
(**) Term: **15 Years**

D890,382 S *	7/2020	Wu	D26/28
D907,262 S *	1/2021	Lin	D26/28
D919,139 S *	5/2021	Wu	D26/28
D927,741 S *	8/2021	Lin	D26/28
D928,999 S *	8/2021	Wu	D26/28
D932,070 S *	9/2021	Lin	D26/28
D932,670 S *	10/2021	Wu	D26/28
D937,454 S *	11/2021	Wu	D26/28
D954,307 S *	6/2022	Lin	D26/28
D954,308 S *	6/2022	Lin	D26/28
D955,015 S *	6/2022	Wu	D26/28

(21) Appl. No.: **29/772,130**

* cited by examiner

(22) Filed: **Feb. 26, 2021**

Primary Examiner — Angela J Lee

(30) **Foreign Application Priority Data**

(74) *Attorney, Agent, or Firm* — Lewis Roca Rothgerber
Christie LLP

Dec. 31, 2020 (TW) 109307487

(51) **LOC (14) Cl.** **26-06**

(52) **U.S. Cl.**
USPC **D26/28**

(57) **CLAIM**

The ornamental design for vehicle light, as shown and described.

(58) **Field of Classification Search**
USPC D26/28, 29, 30, 31, 32, 33, 34, 35, 36
CPC F21W 2103/35; F21W 2103/40; F21W
2102/17; F21W 2102/30; F21W 2103/00;
F21W 2103/55; F21W 2104/00; F21W
2107/17; F21W 2107/13; F21S 41/00;
F21S 41/141; F21S 41/162; F21S 41/18;
F21S 41/20; F21S 41/33; F21S 41/36;
F21S 41/60; F21S 43/00; F21V 21/04
See application file for complete search history.

DESCRIPTION


FIG. 1 is a perspective view of the vehicle light;
FIG. 2 is a front view thereof;
FIG. 3 is a back view thereof;
FIG. 4 is a left side view thereof;
FIG. 5 is a right side view thereof;
FIG. 6 is a top view thereof; and,
FIG. 7 is a bottom view thereof.
The broken lines in the drawings depict portions of the article that form no part of the claimed design.

(56) **References Cited**

U.S. PATENT DOCUMENTS

D771,291 S * 11/2016 Tsai D26/28
D883,536 S * 5/2020 Lin D26/28

1 Claim, 7 Drawing Sheets



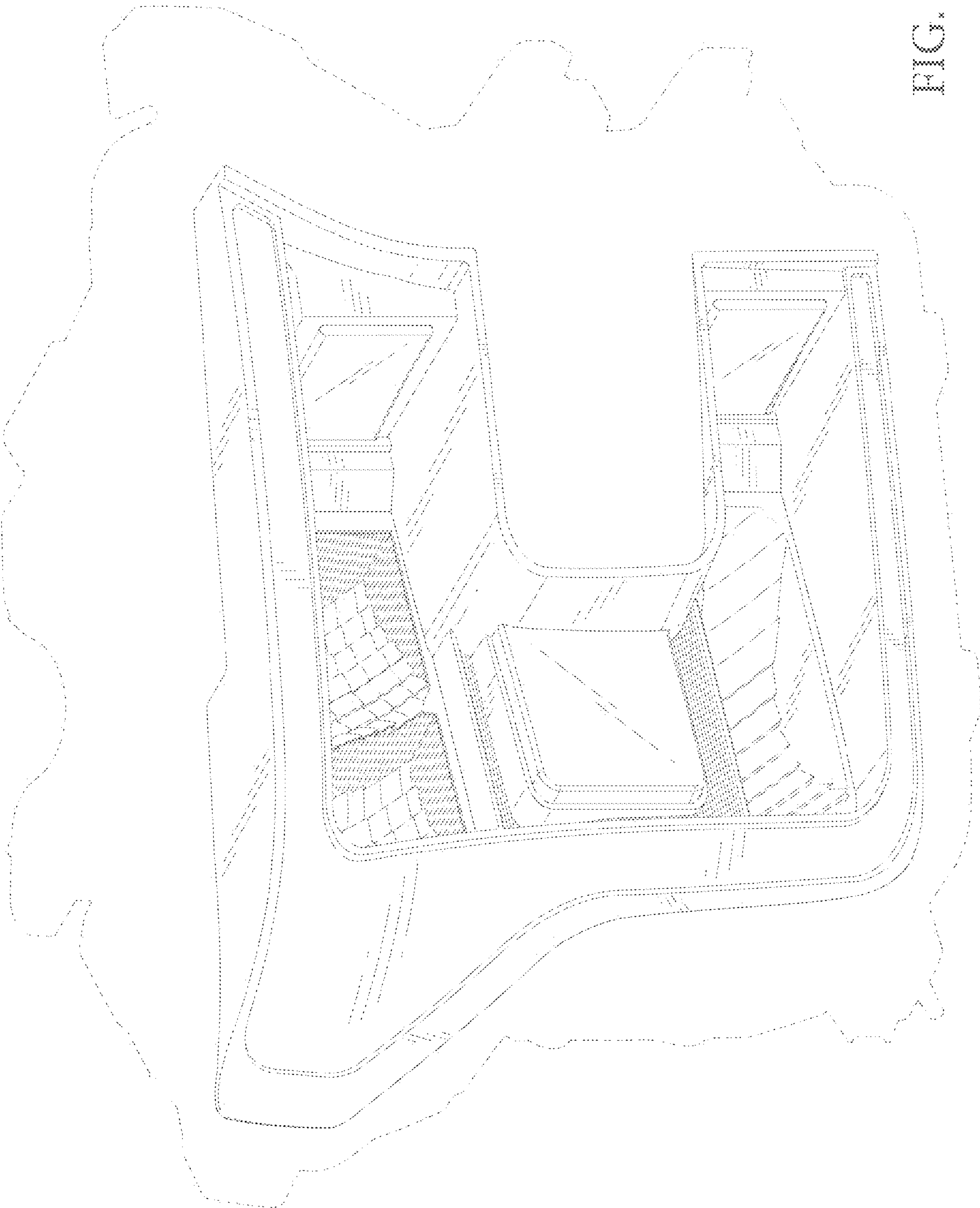


FIG. 1

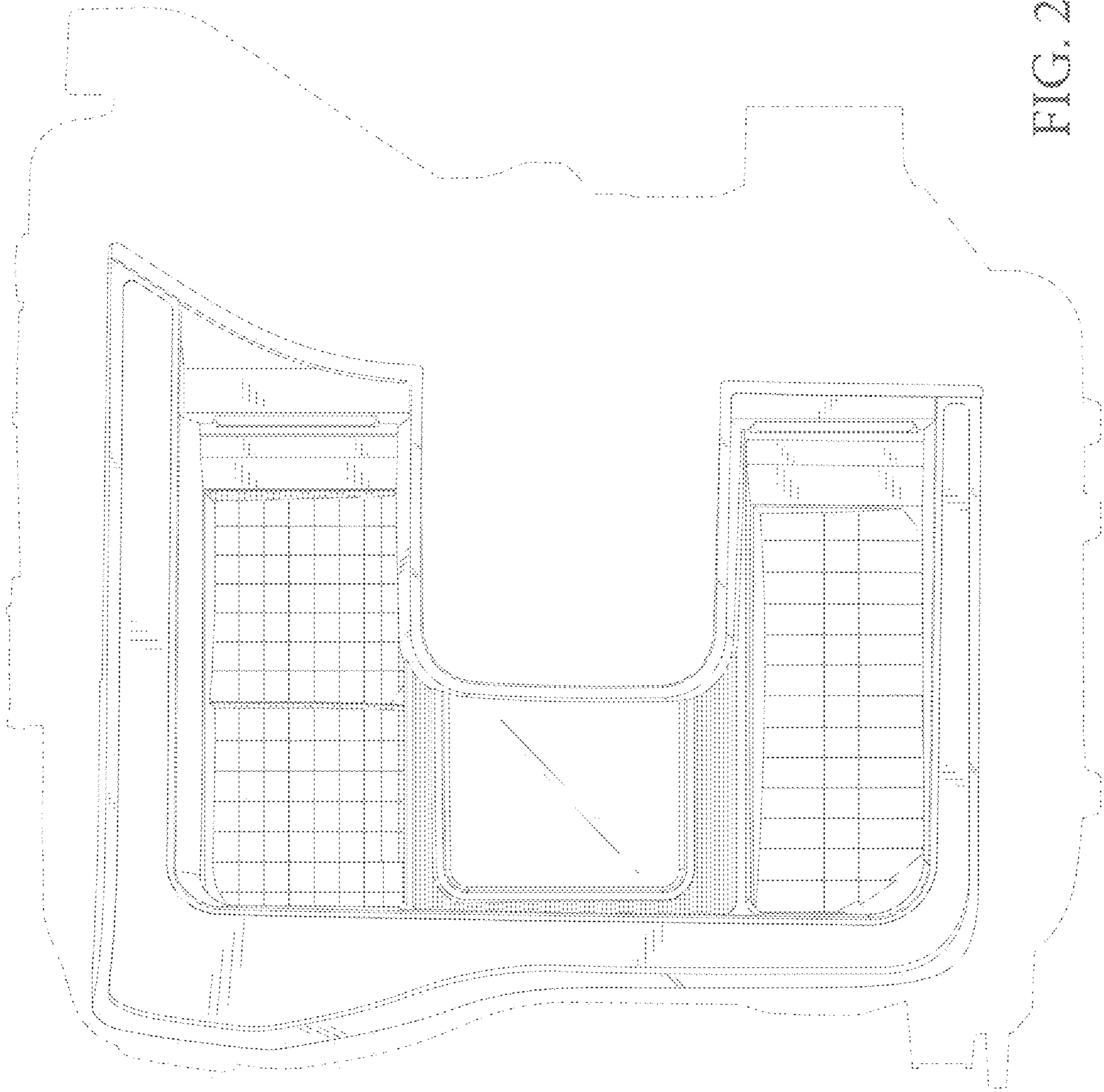


FIG. 2




FIG. 3

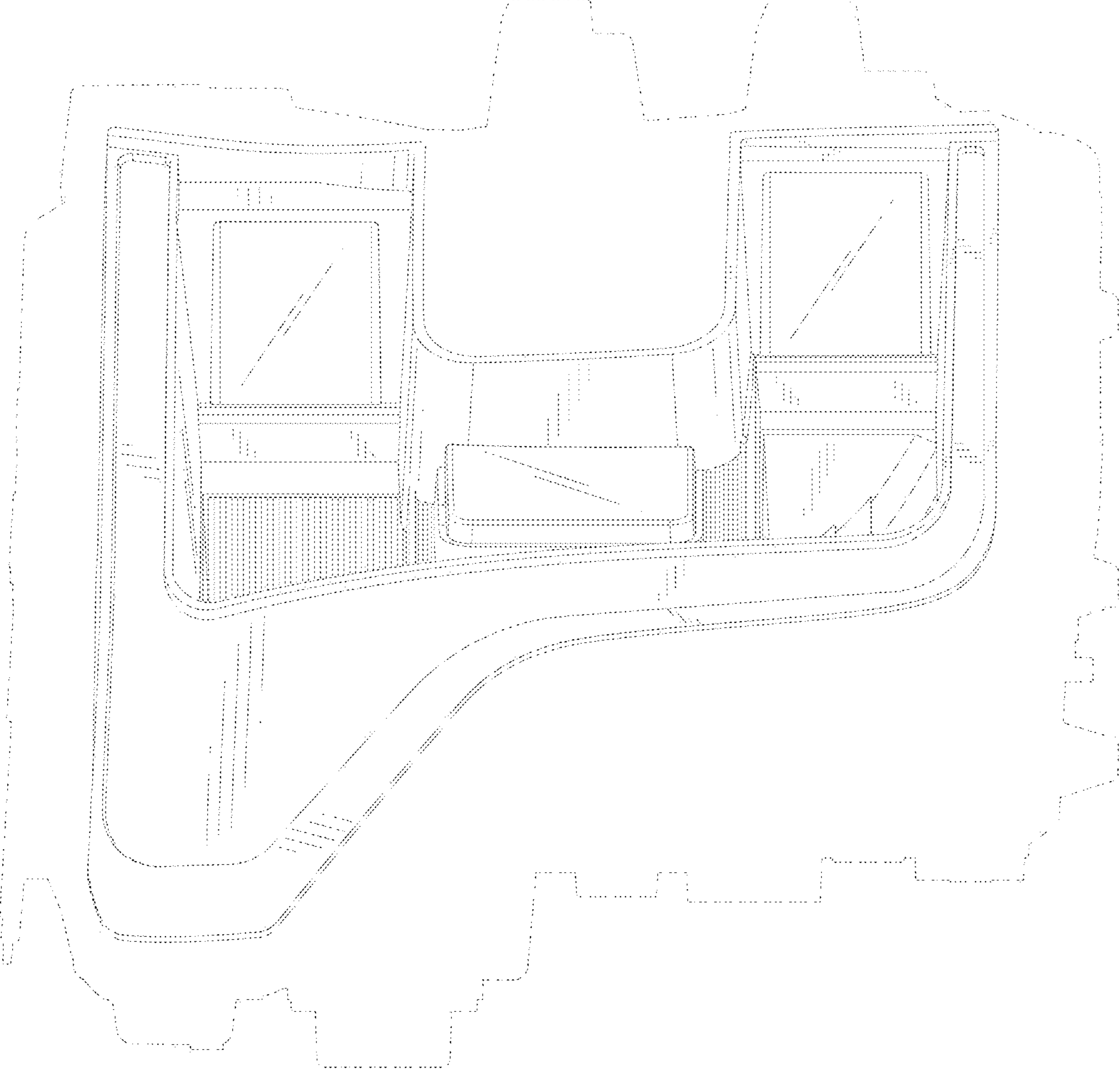


FIG. 4

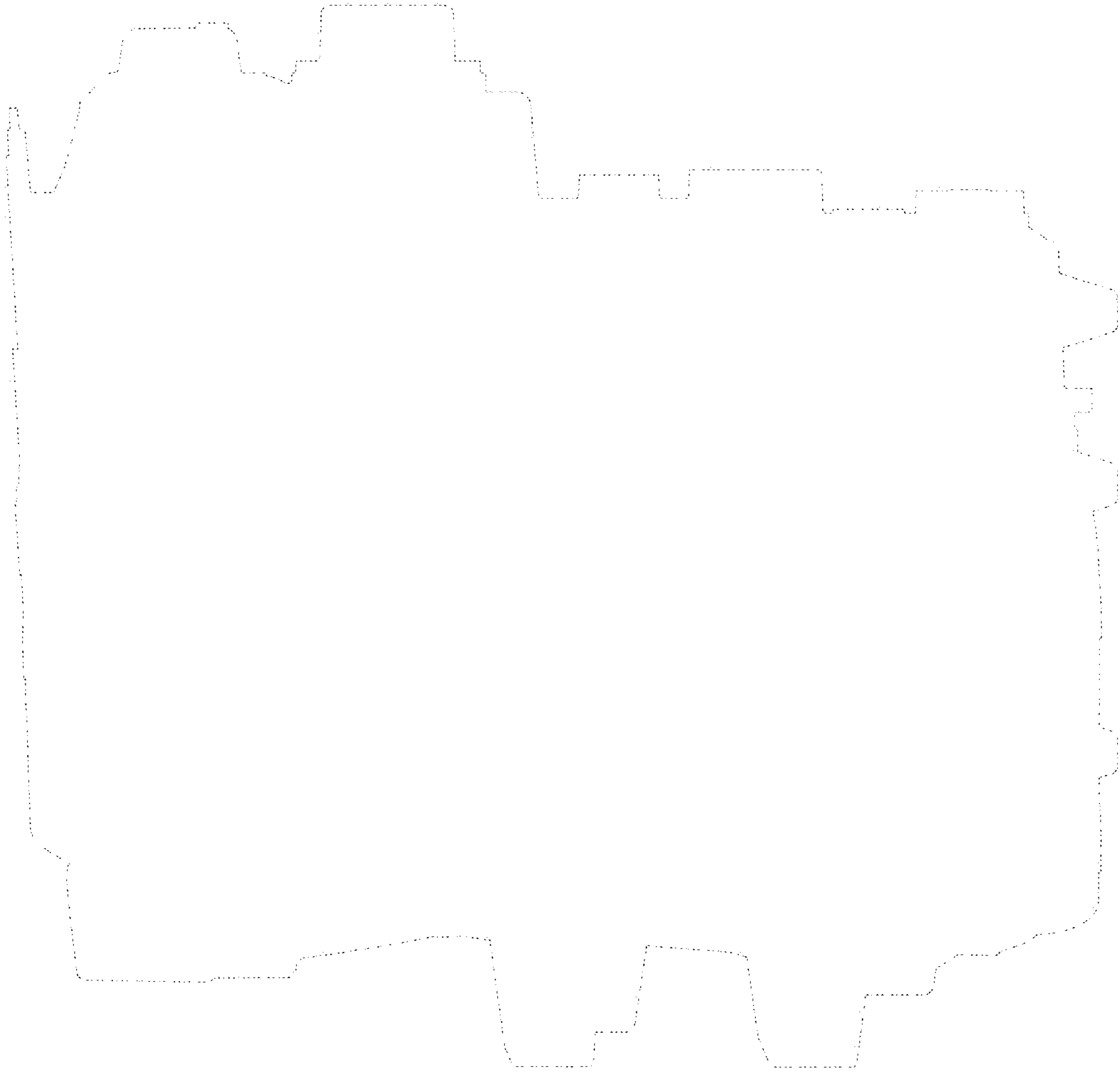


FIG. 5

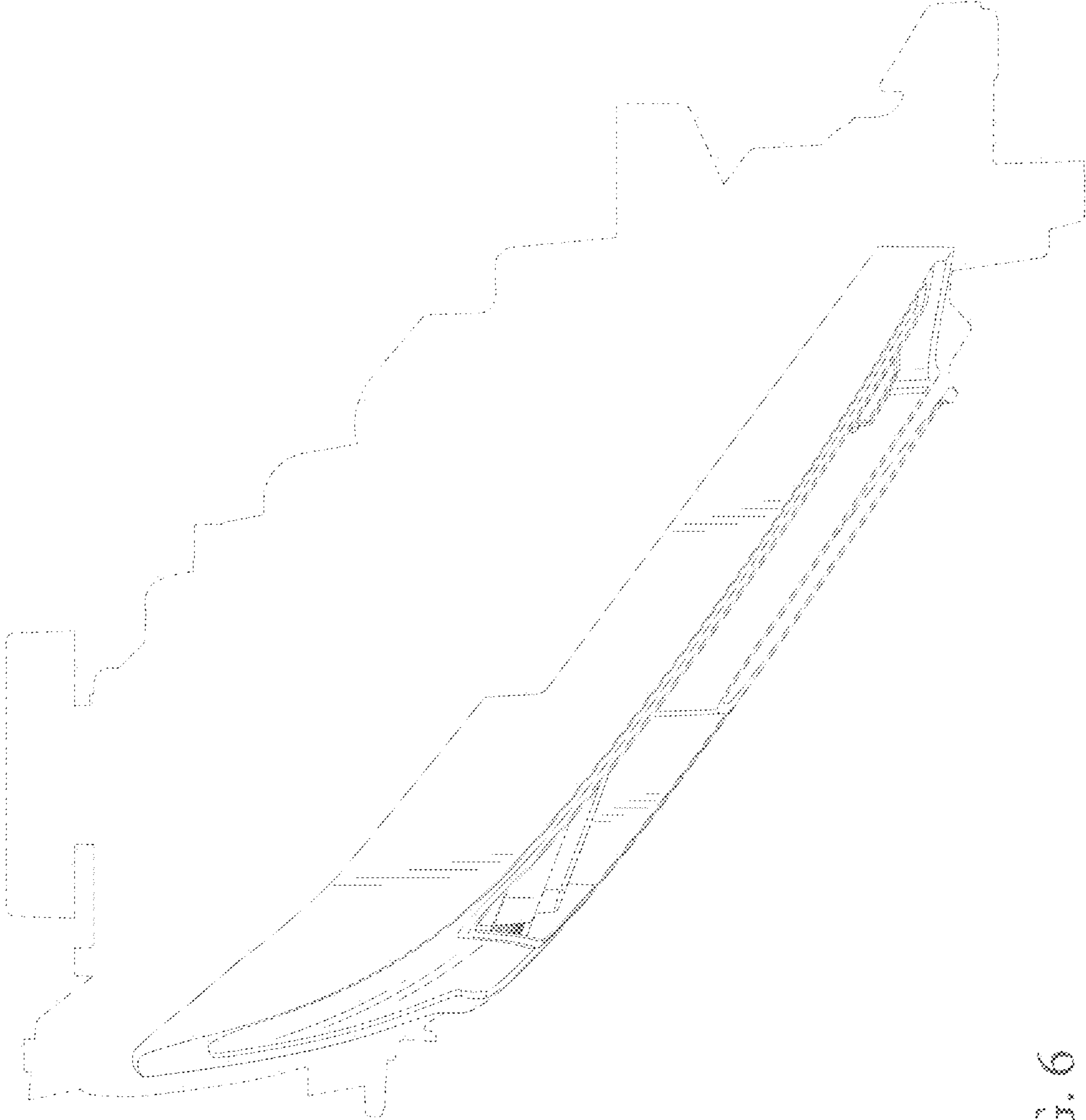


FIG. 6

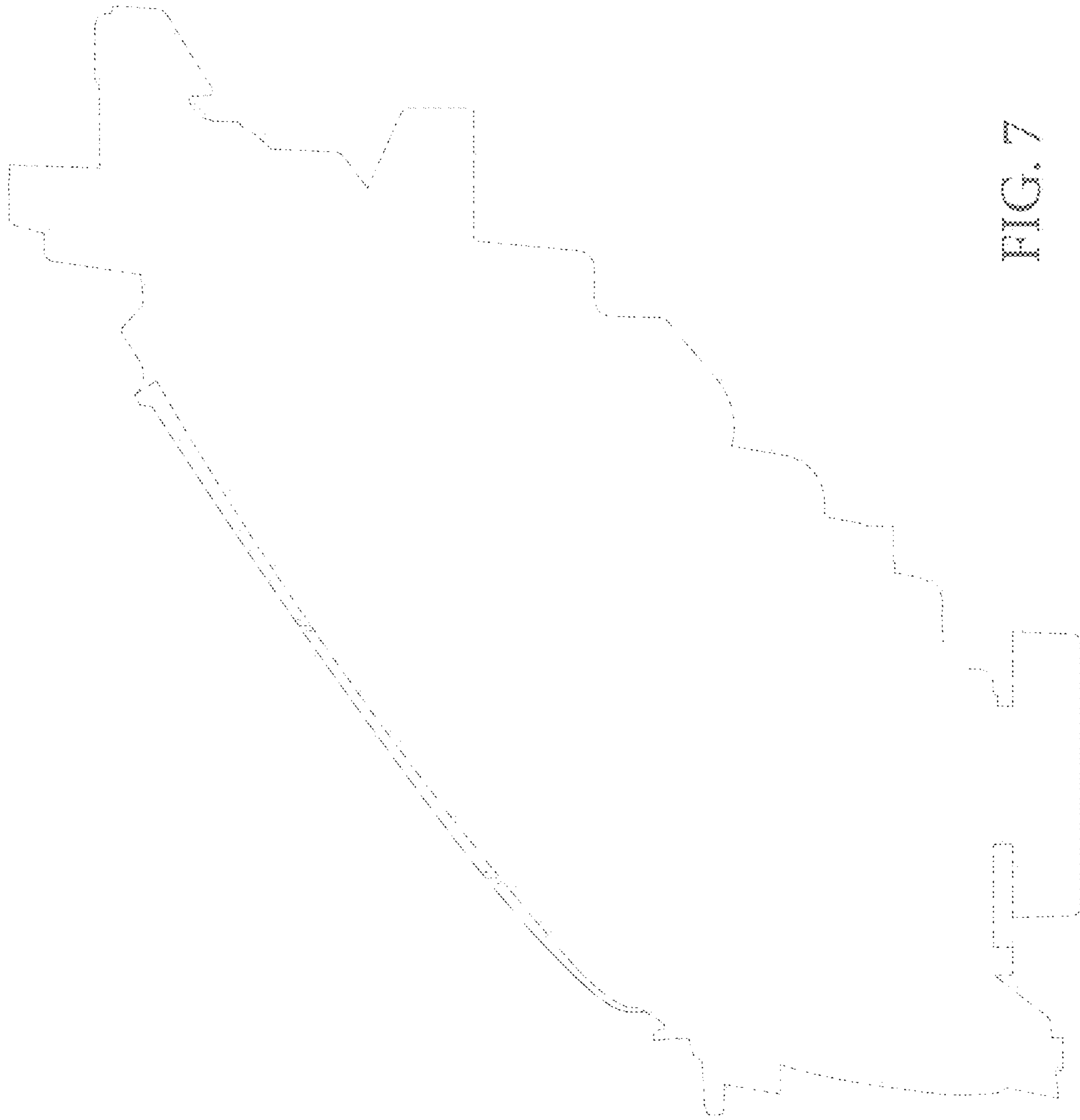


FIG. 7