



US00D979801S

(12) **United States Design Patent**
Kabatsi et al.

(10) **Patent No.:** **US D979,801 S**
(45) **Date of Patent:** **** Feb. 28, 2023**

- (54) **ARCHITECTURAL FIXTURE**
- (71) Applicant: **Arktura LLC**, Gardena, CA (US)
- (72) Inventors: **Chris Kabatsi**, Venice, CA (US); **Robert Kilian**, Venice, CA (US); **Kevin Kane**, Los Angeles, CA (US); **Moti Tavassoli**, Los Angeles, CA (US); **John Johnston**, Los Angeles, CA (US)
- (73) Assignee: **ARKTURA LLC**, Gardena, CA (US)

D244,545 S *	5/1977	Tellman	D25/163
D244,546 S *	5/1977	Tellman	D25/150
D244,547 S *	5/1977	Tellman	D25/150
D244,548 S *	5/1977	Tellman	D25/150
D244,549 S *	5/1977	Tellman	D25/150
D272,095 S *	1/1984	Varela	D25/157
D451,214 S *	11/2001	Gollob	D25/156
D553,263 S *	10/2007	Kim	D25/155
D631,985 S *	2/2011	Waters	D25/138
D664,269 S *	7/2012	Kim	D25/155
D670,406 S *	11/2012	Waters	D25/138
D678,701 S *	3/2013	Hansen	D6/561
D679,838 S *	4/2013	Amend	D25/138

(Continued)

(**) Term: **15 Years**

Primary Examiner — Samantha Q Lawrence

(21) Appl. No.: **29/728,468**

(74) *Attorney, Agent, or Firm* — The Belles Group PC

(22) Filed: **Mar. 18, 2020**

(57) **CLAIM**

(51) **LOC (14) Cl.** **25-01**

The ornamental design for an architectural fixture, as shown and described.

(52) **U.S. Cl.**

USPC **D25/163**

DESCRIPTION

(58) **Field of Classification Search**

USPC D25/1, 2, 3, 4, 5, 6, 7, 8, 9, 10, 11, 12, D25/13, 14, 15, 16, 17, 18, 19, 20, 21, D25/22, 23, 24, 25, 26, 27, 28, 29, 30, D25/31, 32, 33, 34, 35, 125, 126, 127, D25/128, 129, 130, 131, 132, 133, 134, D25/135, 138, 139, 140, 143, 144, 145, D25/147, 148, 149, 151, 152, 153, 154, D25/155, 156, 157, 158, 159, 160, 161, D25/162, 163

CPC ... E04C 2/30; E04C 2/54; E04C 2/543; E04C 2/365; E04C 2/20; B44F 1/066; E04B 9/32; B32B 27/08; B32B 27/36; B32B 27/322; H02S 20/26

See application file for complete search history.

FIG. 1 is a bottom, front, left perspective view of an architectural fixture, showing our new design;
 FIG. 2 is a left side elevation view of the architectural fixture of FIG. 1;
 FIG. 3 is a front side elevation view of the architectural fixture of FIG. 1;
 FIG. 4 is a right side elevation view of the architectural fixture of FIG. 1;
 FIG. 5 is a rear elevation view of the architectural fixture of FIG. 1;
 FIG. 6 is a bottom plan view of the architectural fixture of FIG. 1;
 FIG. 7 is top plan view of the architectural fixture of FIG. 1; and,
 FIG. 8 is an enlarged section of FIG. 1 taken along line 8 of FIG. 1.


The broken lines in the drawings depict portions of the architectural fixture that form no part of the claimed design.

(56) **References Cited**

U.S. PATENT DOCUMENTS

D192,733 S *	5/1962	McNeil	D25/163
D198,454 S *	6/1964	Allen, Jr.	D25/163

1 Claim, 4 Drawing Sheets



(56)

References Cited

U.S. PATENT DOCUMENTS

RE46,131	E	*	8/2016	Carbo	E04B 9/045
D814,051	S	*	3/2018	Darrow	D25/138
D814,052	S	*	3/2018	Darrow	D25/138
D821,613	S	*	6/2018	Kilian	D25/138
D843,020	S	*	3/2019	Kilian	D25/152
D846,160	S	*	4/2019	Kilian	D25/152
D847,383	S	*	4/2019	Kilian	D25/152
D848,035	S	*	5/2019	Kilian	D25/138
D849,274	S	*	5/2019	Kilian	D25/138
D849,275	S	*	5/2019	Kilian	D25/138
D849,276	S	*	5/2019	Kilian	D25/152
D849,969	S	*	5/2019	Kilian	D25/138
10,344,475	B1	*	7/2019	Alnakkar	E04B 9/0464
D859,696	S	*	9/2019	Kilian	D25/138
10,480,184	B2	*	11/2019	Berneth	E04B 9/0464
D882,124	S	*	4/2020	Schwartz	D25/138
10,640,971	B1	*	5/2020	Kuznar	E04B 9/001
D912,853	S	*	3/2021	Kabatsi	D25/138
D912,854	S	*	3/2021	Kabatsi	D25/138
D918,429	S	*	5/2021	Kabatsi	D25/163
D918,430	S	*	5/2021	Kabatsi	D25/163
D918,431	S	*	5/2021	Kabatsi	D25/163
D944,420	S	*	2/2022	Zhong	D25/138
D948,082	S	*	4/2022	Peng	D25/163
D952,908	S	*	5/2022	Charpentier	D25/138

* cited by examiner




FIG. 1

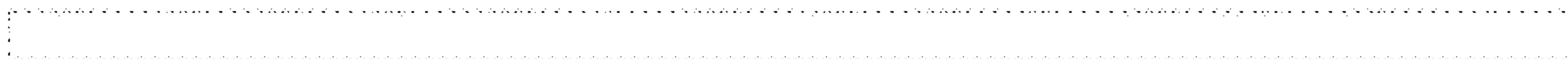


FIG. 2




FIG. 3




FIG. 4

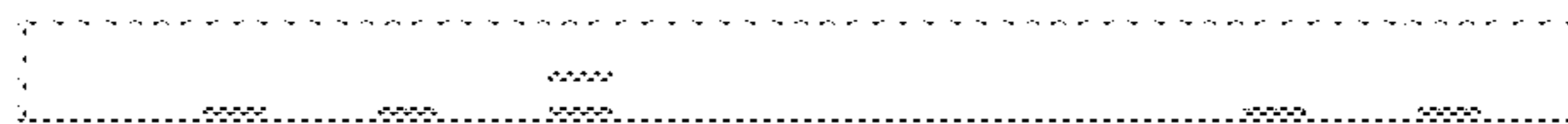


FIG. 5



FIG. 6




FIG. 7

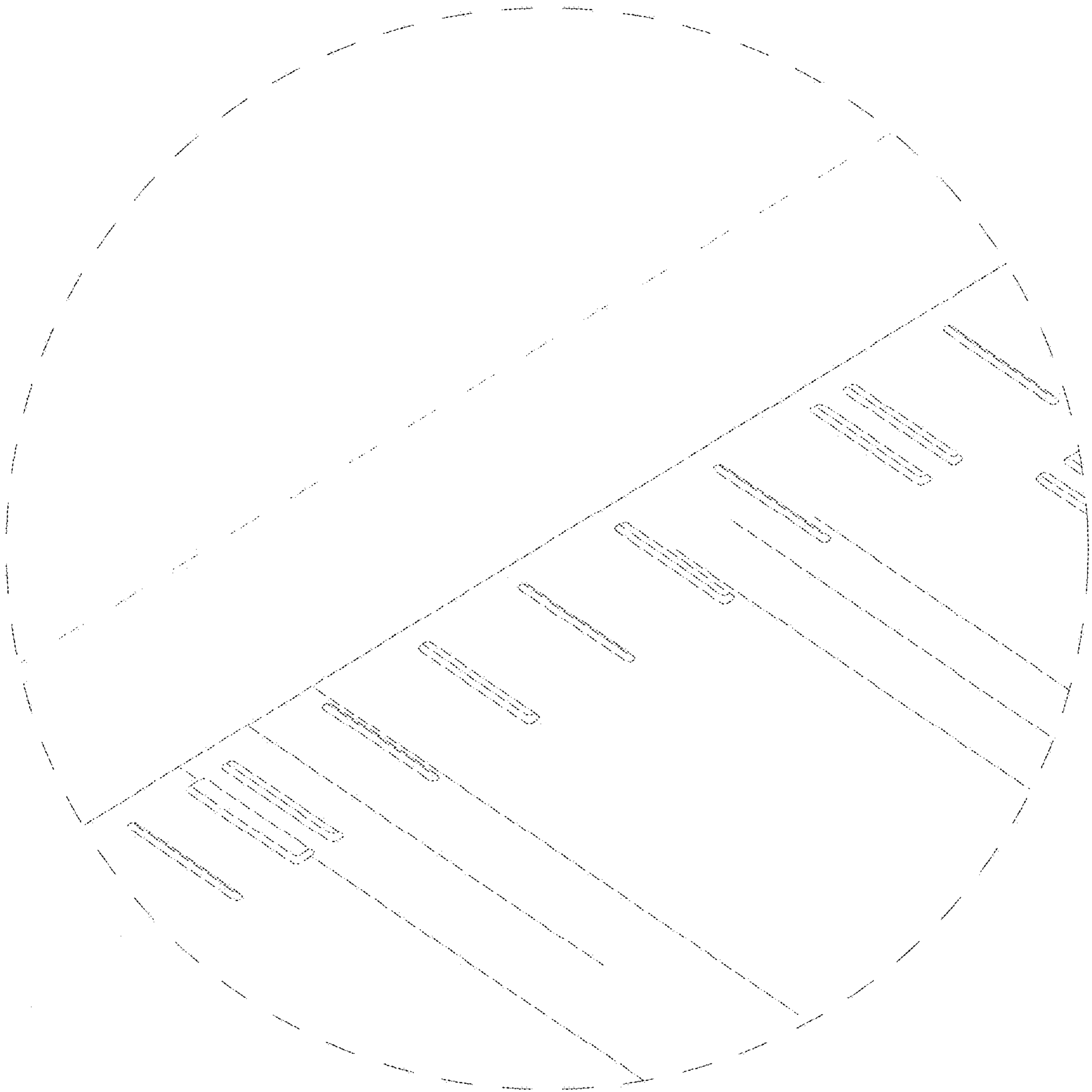


FIG. 8