



US00D979779S

(12) **United States Design Patent** (10) **Patent No.:** **US D979,779 S**  
**Anderson et al.** (45) **Date of Patent:** **\*\* Feb. 28, 2023**

- (54) **LIGHT THERAPY CAP**
- (71) Applicant: **Kierr International, LLC**, Salt Lake City, UT (US)
- (72) Inventors: **Michael Anderson**, Butte, MT (US); **Raymond R. Blanche**, Chatham, NJ (US)
- (73) Assignee: **Kierr International, LLC**, Salt Lake City, UT (US)

10,688,315	B2	6/2020	Medendorp, Jr. et al.	
D896,977	S *	9/2020	Chen .....	D29/102
D897,548	S *	9/2020	Liu .....	D24/200
D920,529	S *	5/2021	Liu .....	D24/209
D927,086	S *	8/2021	Lewis-Clark .....	D29/122
D935,040	S *	11/2021	Lay .....	D24/209
D936,904	S *	11/2021	Agustsson .....	D29/102
2011/0015707	A1 *	1/2011	Tucker .....	A61N 5/0617 607/90
2011/0092863	A1	4/2011	Kim et al.	
2017/0333730	A1 *	11/2017	Hamid .....	A61N 5/0617
2019/0054311	A1 *	2/2019	Wasserbauer .....	A61N 5/0617

(Continued)

(\*\*) Term: **15 Years**

- (21) Appl. No.: **29/772,902**
- (22) Filed: **Mar. 4, 2021**
- (51) **LOC (14) Cl.** ..... **28-03**
- (52) **U.S. Cl.**  
USPC ..... **D24/209**
- (58) **Field of Classification Search**  
USPC ..... D24/200, 209, 210, 214, 215; D29/102, D29/103, 122  
CPC ..... A61N 5/0616; A61N 5/0617; A61N 2005/0627; A61N 2005/0652; A61N 2005/0654; A61N 2005/0659; A61N 2005/0642; A61B 2018/1807; A61B 2018/00642; A61B 2018/00791  
See application file for complete search history.

**FOREIGN PATENT DOCUMENTS**

AU	2017100133	A4	3/2017
EP	3315169	B1	11/2019
KR	102190554	B1	12/2020

*Primary Examiner* — Anhdao Doan  
(74) *Attorney, Agent, or Firm* — Thorpe, North & Western, LLP; Jed H. Hansen

(57) **CLAIM**

The ornamental design for a light therapy cap, as shown and described.

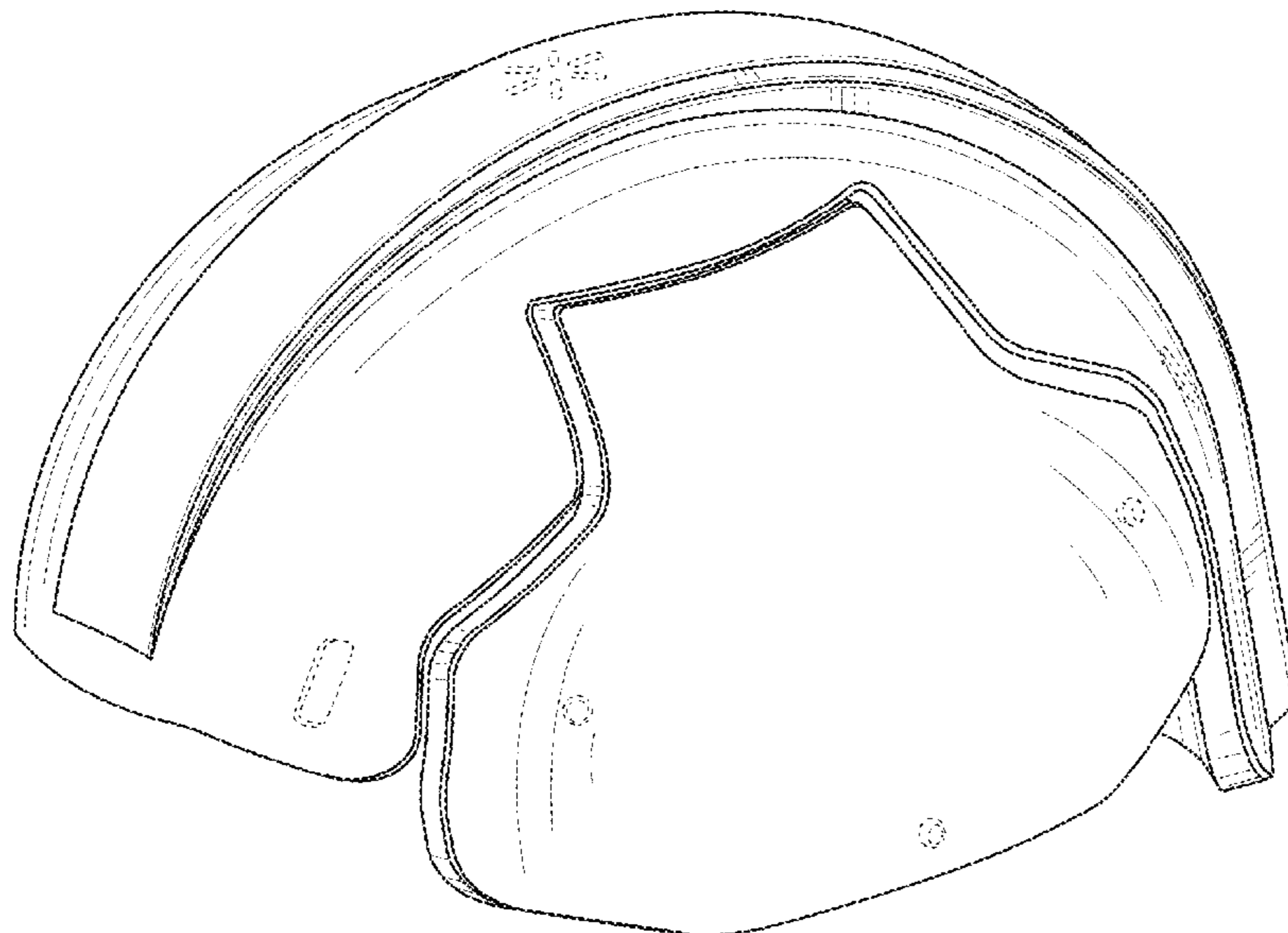
**DESCRIPTION**

FIG. 1 is a perspective view of the light therapy cap in accordance with our invention;  
FIG. 2 is a side view of the light therapy cap shown in FIG. 1;  
FIG. 3 is an opposite side view of the light therapy cap shown in FIG. 2;  
FIG. 4 is a front view of FIG. 2;  
FIG. 5 is a back view of FIG. 2;  
FIG. 6 is a top view of FIG. 2; and,  
FIG. 7 is a bottom view of FIG. 2.  
The broken lines depict portions of the light therapy cap that form no part of the claimed design.

(56) **References Cited**  
U.S. PATENT DOCUMENTS

6,645,230	B2	11/2003	Whitehurst	
D640,793	S *	6/2011	Britt .....	D24/209
9,126,034	B1	9/2015	Deroberts	
D777,339	S *	1/2017	Chen .....	D24/209
9,833,633	B2	12/2017	Hamid et al.	
10,099,065	B2	10/2018	Pina	
D872,293	S *	1/2020	Chen .....	D24/209
10,525,278	B2	1/2020	Wasserbauer et al.	
10,639,497	B2	5/2020	Rabin et al.	

**1 Claim, 7 Drawing Sheets**



(56)

**References Cited**

U.S. PATENT DOCUMENTS

2019/0143138 A1 5/2019 Segal et al.  
2020/0360712 A1 11/2020 Tai

\* cited by examiner

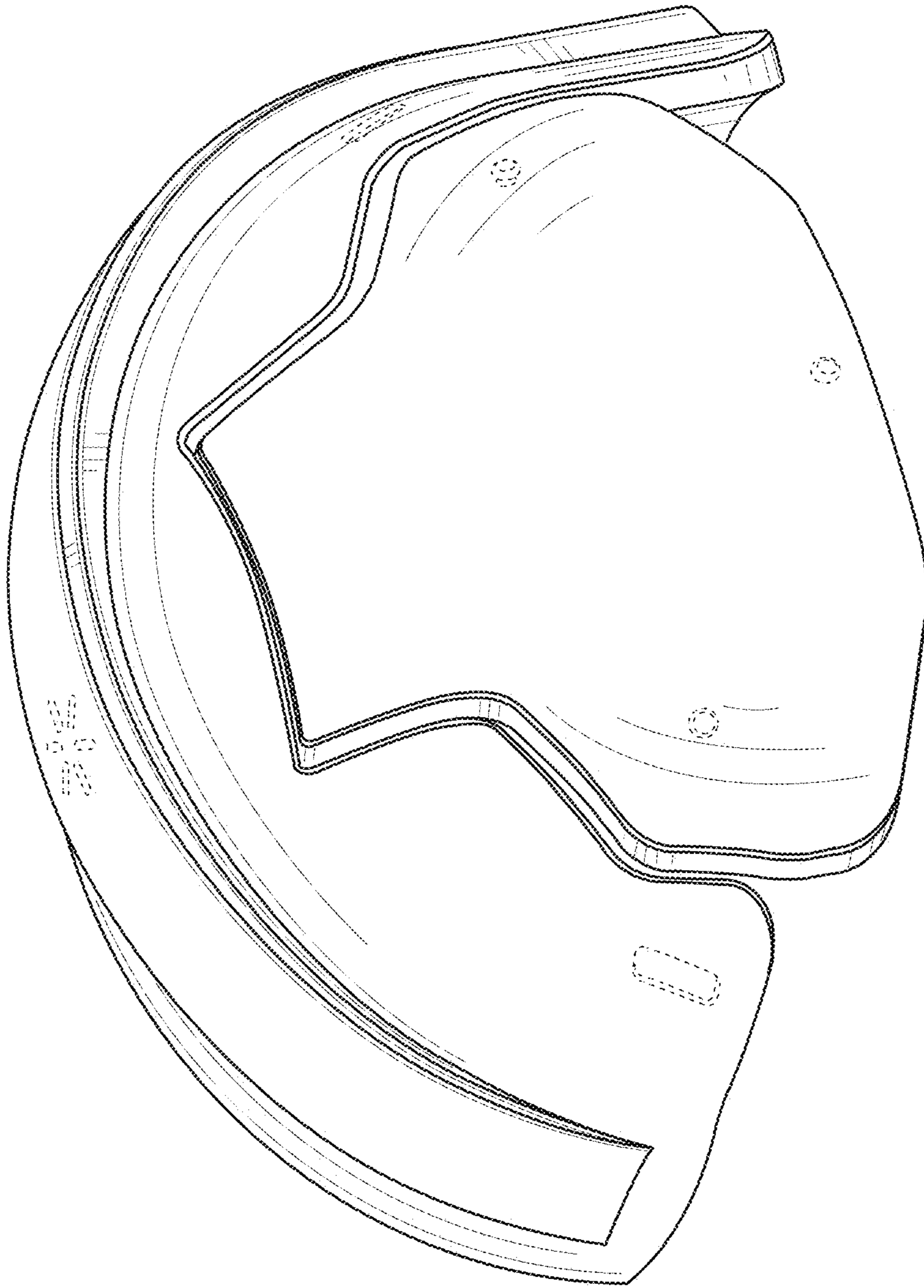


FIG. 1

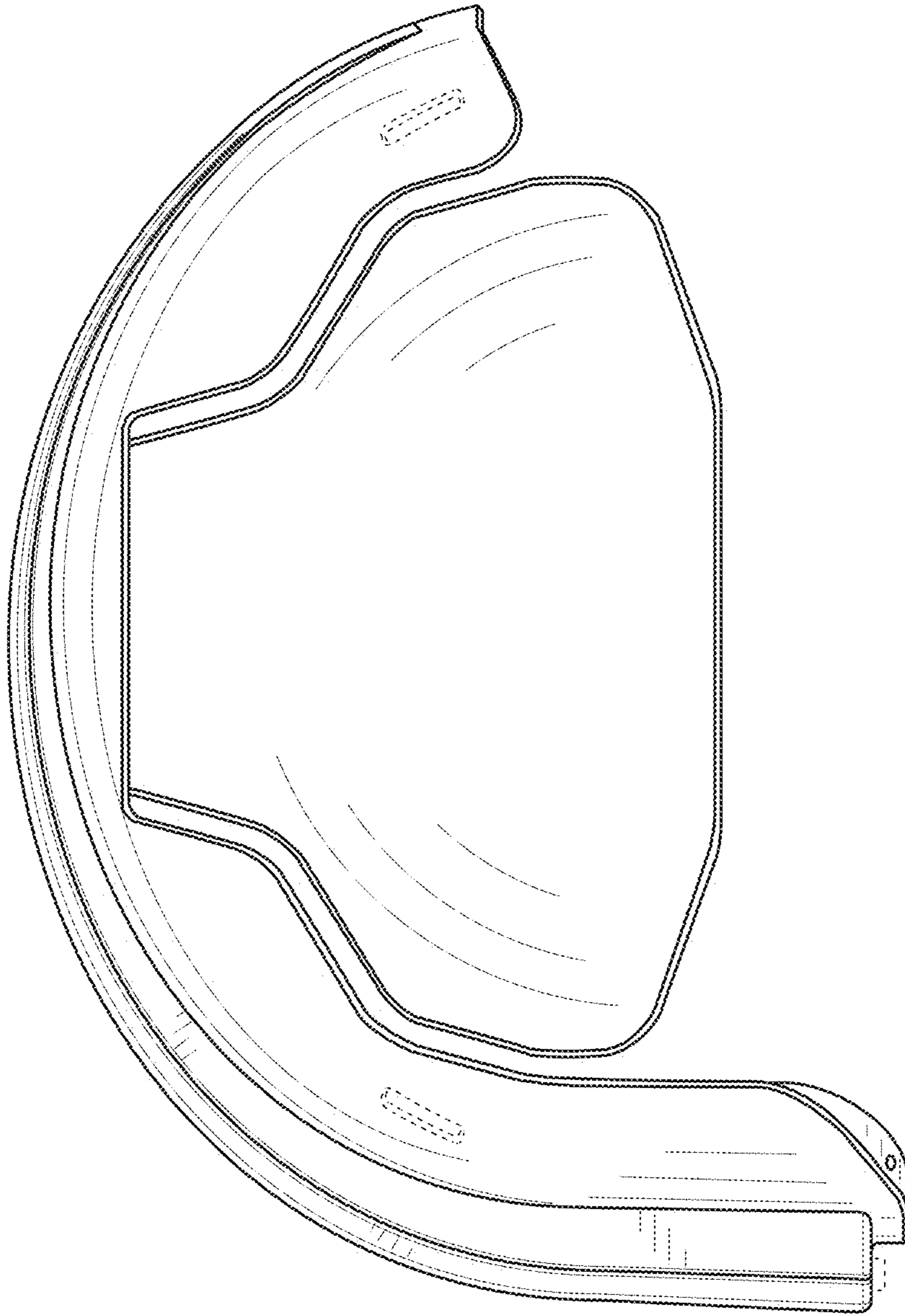


FIG. 2

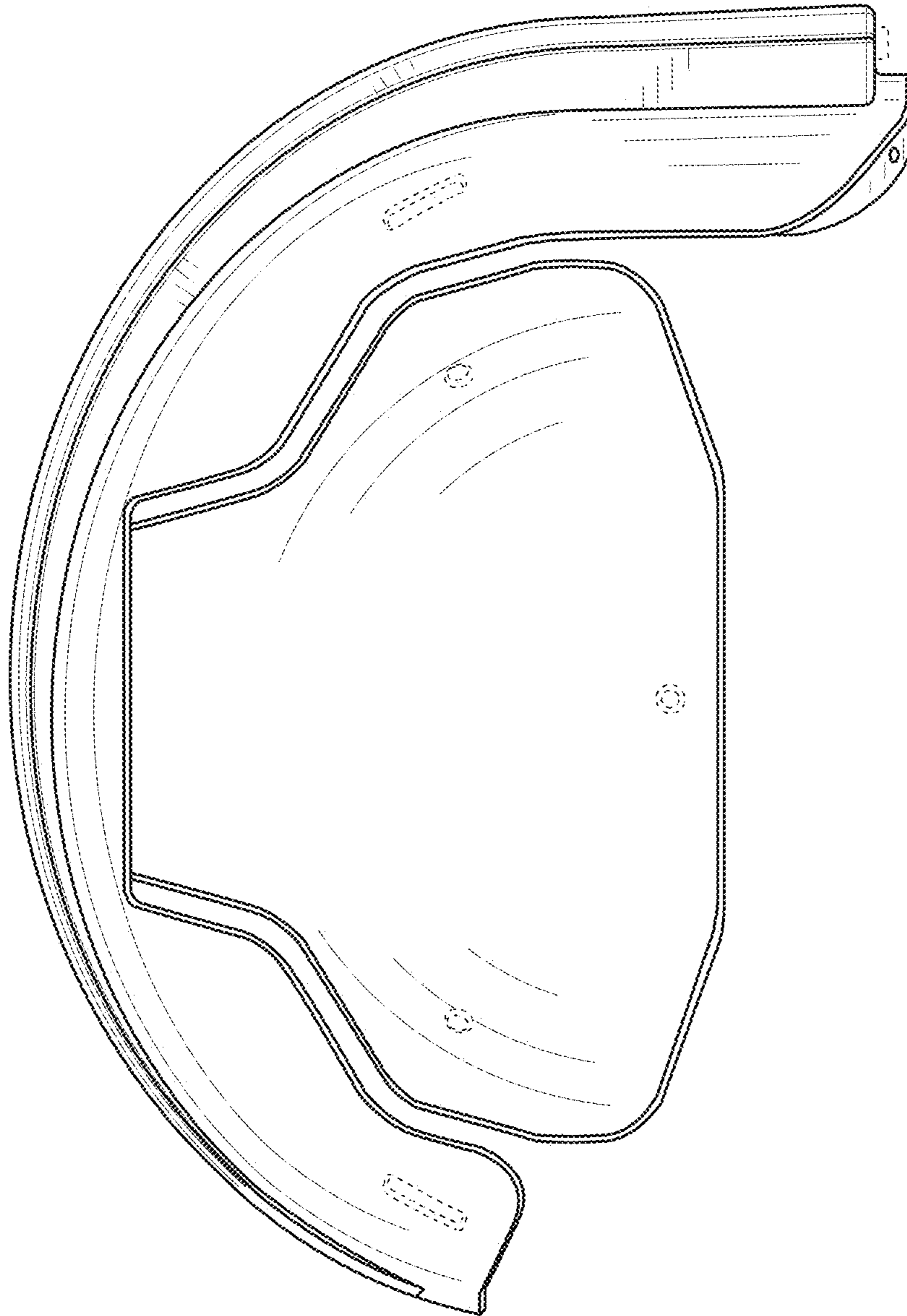


FIG. 3

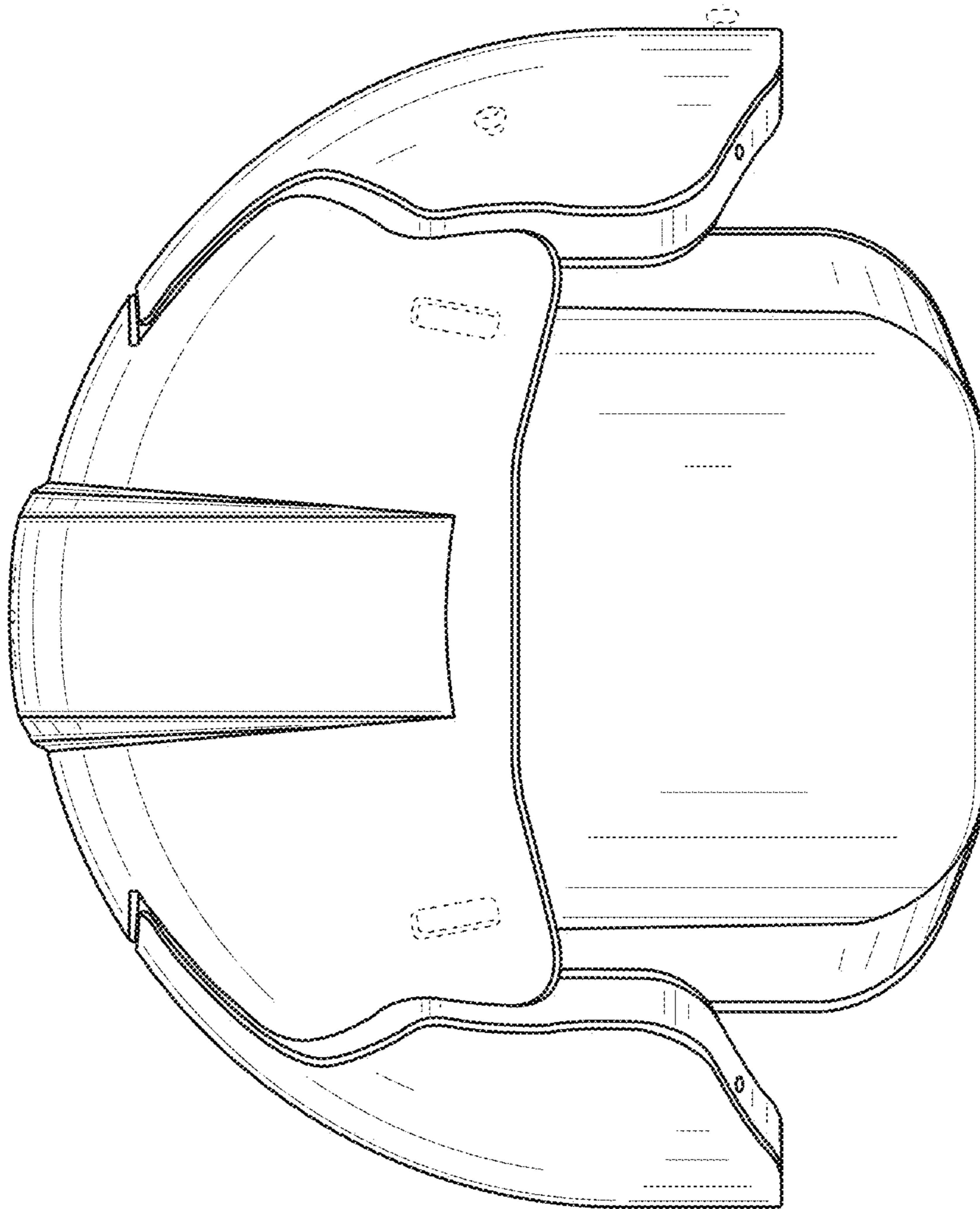


FIG. 4

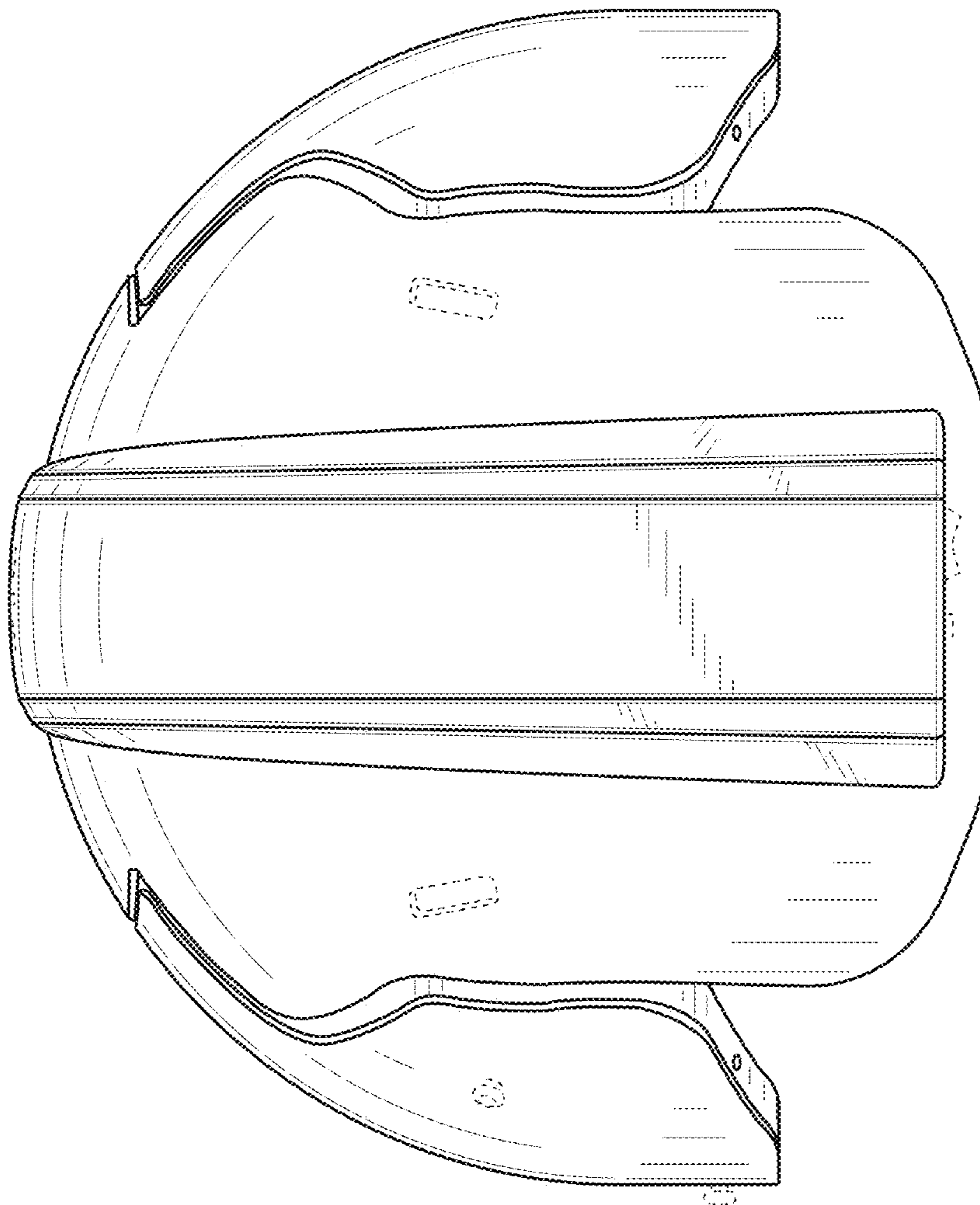


FIG. 5




FIG. 6



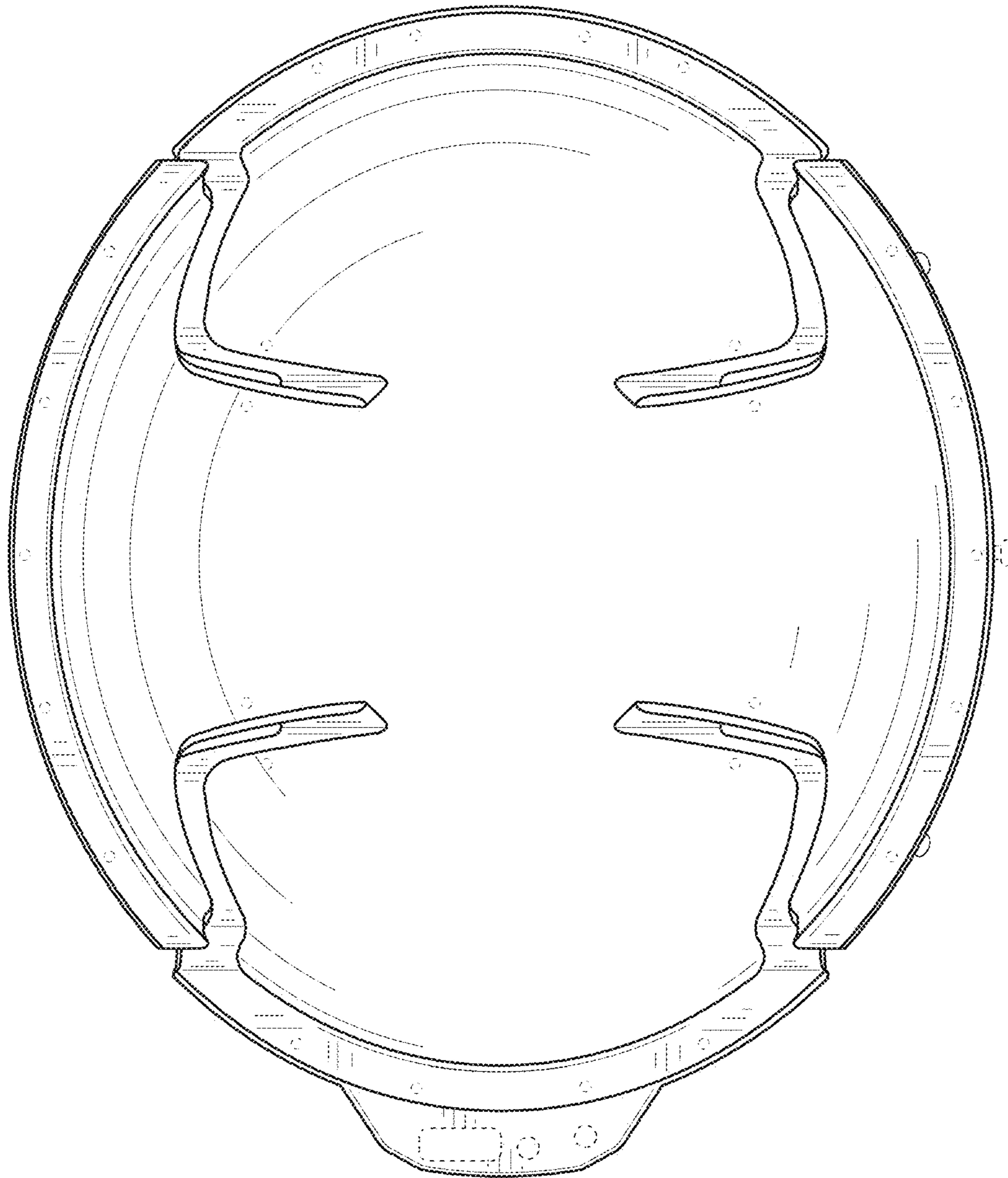


FIG. 7