



US00D979748S

(12) **United States Design Patent**
Garnier

(10) **Patent No.:** **US D979,748 S**

(45) **Date of Patent:** **** Feb. 28, 2023**

(54) **FACE MASK NOSE BRIDGE DAM**

(71) Applicant: **Michael Garnier**, Cave Junction, OR (US)

(72) Inventor: **Michael Garnier**, Cave Junction, OR (US)

(**) Term: **15 Years**

(21) Appl. No.: **29/733,393**

(22) Filed: **May 1, 2020**

(51) **LOC (14) Cl.** **24-02**

(52) **U.S. Cl.**
USPC **D24/128**

(58) **Field of Classification Search**

USPC D24/110-110.4, 127, 162, 128, 133;
D2/705, 706; D21/673, 679
CPC . A41D 13/11; A41D 13/1107; A41D 13/1115;
A41D 13/113; A41D 13/1138; A41D
13/1146; A41D 13/1161; A41D 2400/52;
A62B 23/00; A62B 23/02; A62B 23/025;
A62B 18/02; A62B 18/025; A62B
18/084; A62B 18/086; A62B 18/10
See application file for complete search history.

(56) **References Cited**

U.S. PATENT DOCUMENTS

D295,320 S * 4/1988 Vaughan D24/128
4,926,853 A * 5/1990 Meunier A62B 18/08
D24/110.2
D634,795 S * 3/2011 Holleman D21/679
D709,667 S * 7/2014 Yamasaki D2/706

OTHER PUBLICATIONS

Eyeglass Replacement Parts Titanium Nose Bridge TB-397. Retrieval date: Dec. 19, 2022. Retrieved from internet: <https://www.zoyeglassesparts.com/memorial-bridge-for-eyeglass-tb-397.html> (Year: 2022).*

* cited by examiner

Primary Examiner — Daniel J Domino

Assistant Examiner — Lee D. Starr

(74) *Attorney, Agent, or Firm* — Not Just Patents LLC;
Wendy S Peterson

(57) **CLAIM**

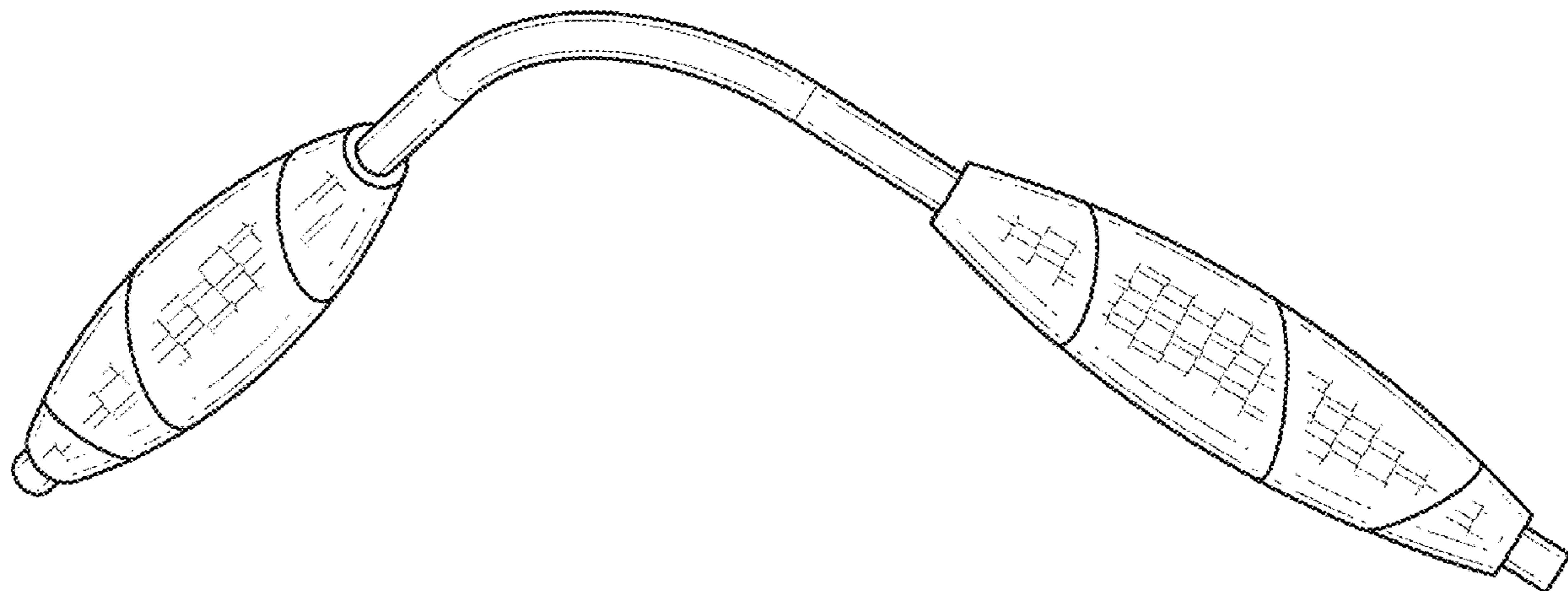
The ornamental design for a face mask nose bridge dam, as shown and described.

DESCRIPTION

FIG. 1 is a front perspective view of the face mask nose bridge dam showing my new design;
FIG. 2 is a back view thereof;
FIG. 3 is a top view thereof;
FIG. 4 is a side view thereof;
FIG. 5 is a bottom view thereof; and,
FIG. 6 is a front perspective view showing placement with a face mask.

The broken line showing of the human face and mask in FIG. 6 depicts environmental subject matter and forms no part of the claimed design.

1 Claim, 6 Drawing Sheets



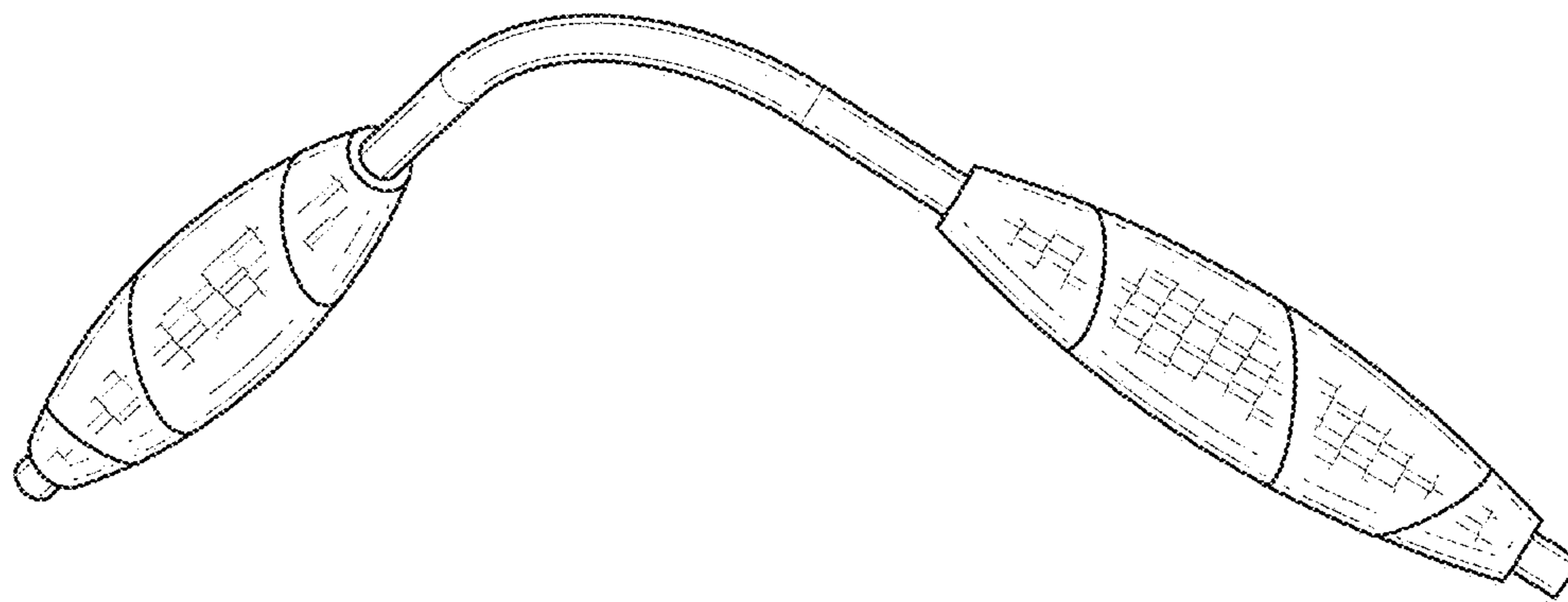


FIG. 1

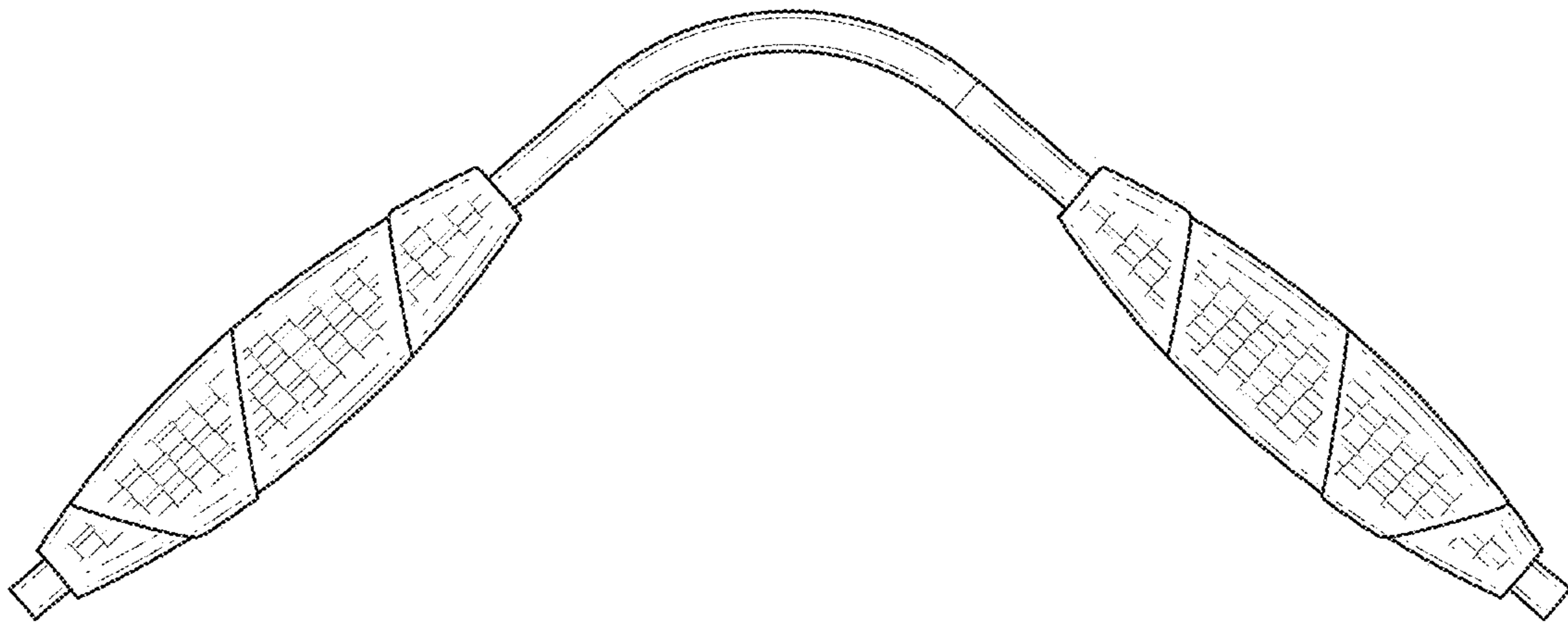


FIG. 2

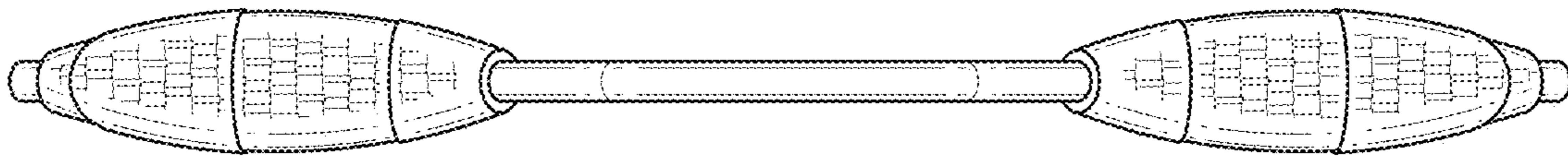


FIG. 3

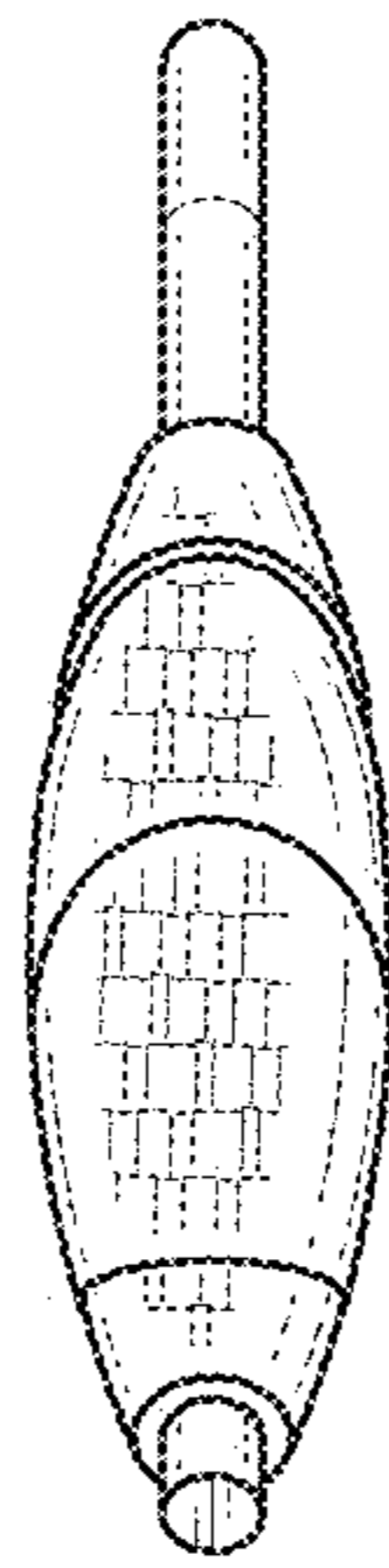


FIG. 4

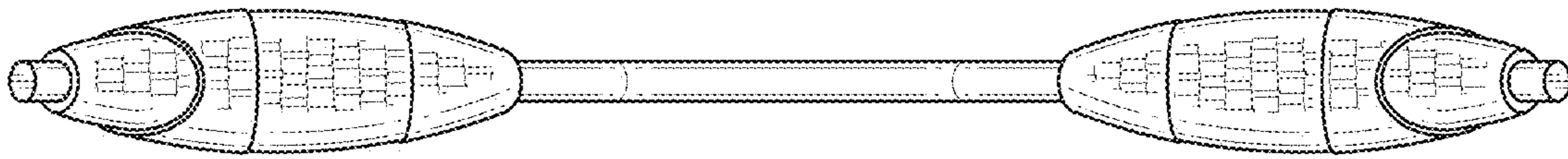


FIG. 5

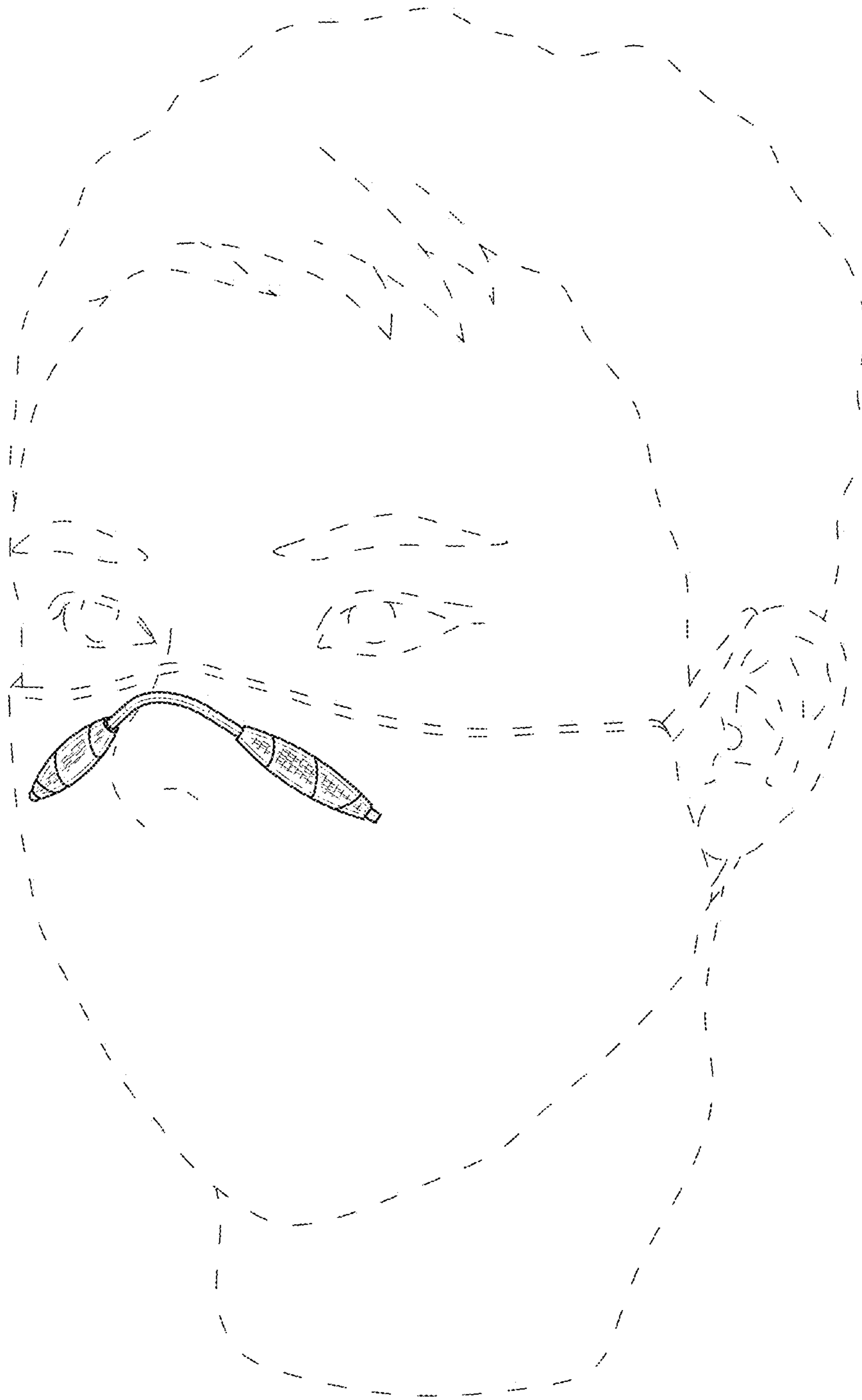


FIG. 6