



US00D979726S

(12) **United States Design Patent**  
**Guo**

(10) **Patent No.:** **US D979,726 S**  
(45) **Date of Patent:** **\*\* Feb. 28, 2023**

(54) **AIR HUMIDIFIER**  
(71) Applicant: **Chenghao Guo**, Guangdong (CN)  
(72) Inventor: **Chenghao Guo**, Guangdong (CN)  
(73) Assignee: **Guangdong Kesi Intelligent Technology Co., Ltd.**, Guangdong (CN)  
(\*\*) Term: **15 Years**

D882,743 S \* 4/2020 Yang ..... D23/333  
D890,904 S \* 7/2020 Farone ..... D23/364  
D893,009 S \* 8/2020 Choi ..... D23/364  
10,823,434 B2 \* 11/2020 Shin ..... F24F 1/02  
D915,573 S \* 4/2021 Zheng ..... D23/359  
D918,367 S \* 5/2021 Li ..... D23/359  
D919,780 S \* 5/2021 Li ..... D23/359  
D921,864 S \* 6/2021 Luo ..... D23/356  
D923,769 S \* 6/2021 Huang ..... D23/359  
11,054,153 B2 \* 7/2021 Myeong ..... F24F 1/022  
D935,006 S \* 11/2021 Huang ..... D23/359

\* cited by examiner

(21) Appl. No.: **29/760,986**  
(22) Filed: **Dec. 4, 2020**

*Primary Examiner* — David G Muller

(30) **Foreign Application Priority Data**

Jun. 5, 2020 (CN) ..... 202030278839.8

(51) **LOC (14) Cl.** ..... **23-04**  
(52) **U.S. Cl.**  
USPC ..... **D23/356**

(58) **Field of Classification Search**  
USPC ..... D23/355–366, 352, 369, 332, 333, 335,  
D23/336, 342, 351; 422/120, 122;  
55/356, 473, 504; 96/97; 261/DIG. 17,  
261/DIG. 65, DIG. 88, DIG. 31  
CPC .. A61L 9/16; A61L 9/22; B01D 47/00; B01D  
47/027; B01D 2221/02; B01D 2259/4508;  
B03C 3/155; B03C 3/368; F24F 3/16;  
F24F 13/20; F24F 13/28  
See application file for complete search history.

(56) **References Cited**

**U.S. PATENT DOCUMENTS**

D830,528 S \* 10/2018 Zhou ..... D23/364  
D844,766 S \* 4/2019 Miao ..... D23/364


(57) **CLAIM**

The ornamental design for an air humidifier, as shown and described.

**DESCRIPTION**

FIG. 1 is a perspective view of an air humidifier showing my new design;  
FIG. 2 is a front elevation view thereof;  
FIG. 3 is a rear elevation view thereof;  
FIG. 4 is a left side elevation view thereof;  
FIG. 5 is a right side elevation view thereof;  
FIG. 6 is a top plan view thereof; and,  
FIG. 7 is a bottom plan view thereof.  
The broken lines in the drawings depict portions of the air humidifier that form no part of the claimed design.

**1 Claim, 7 Drawing Sheets**






FIG. 1




FIG. 2

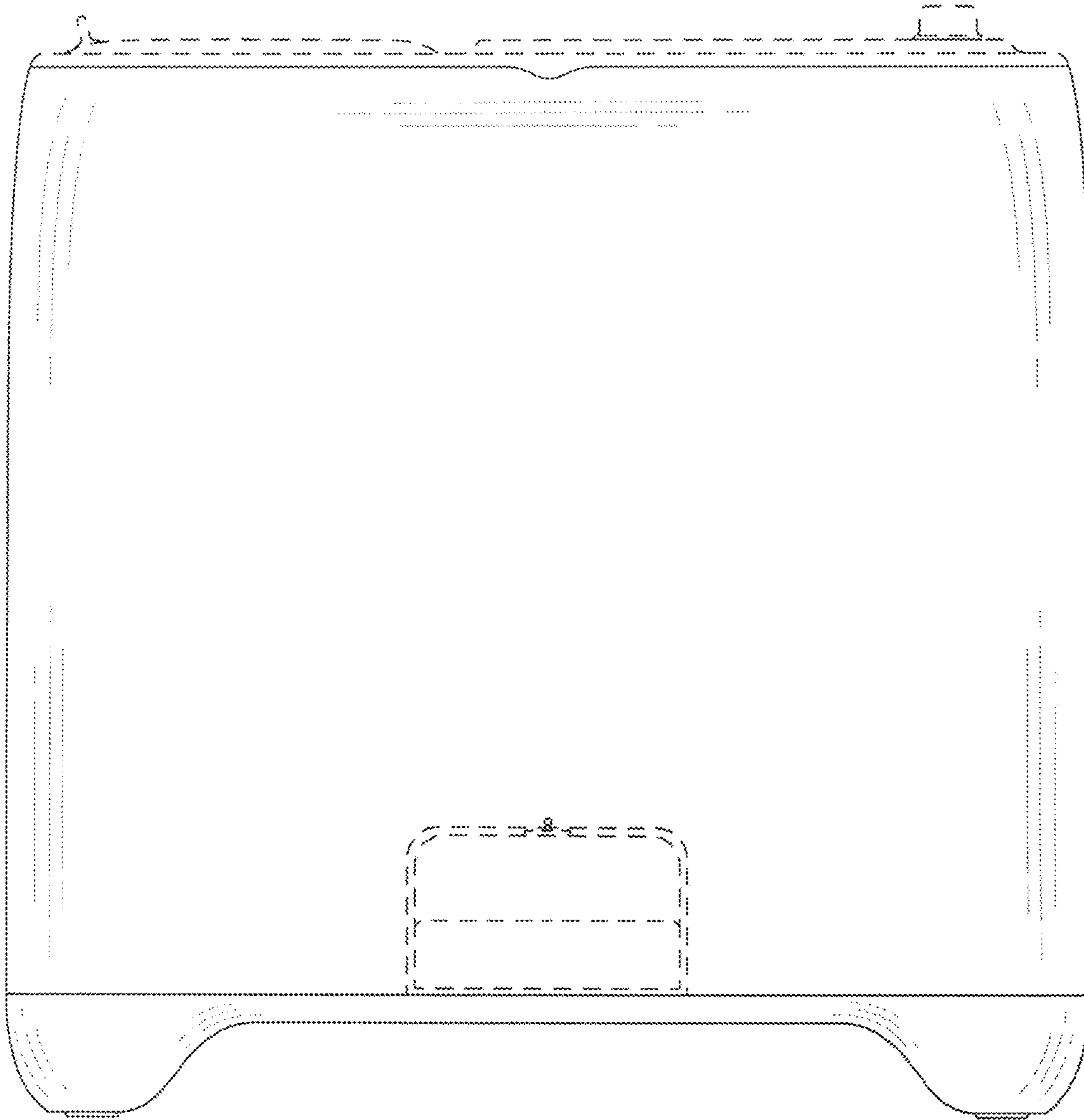


FIG. 3

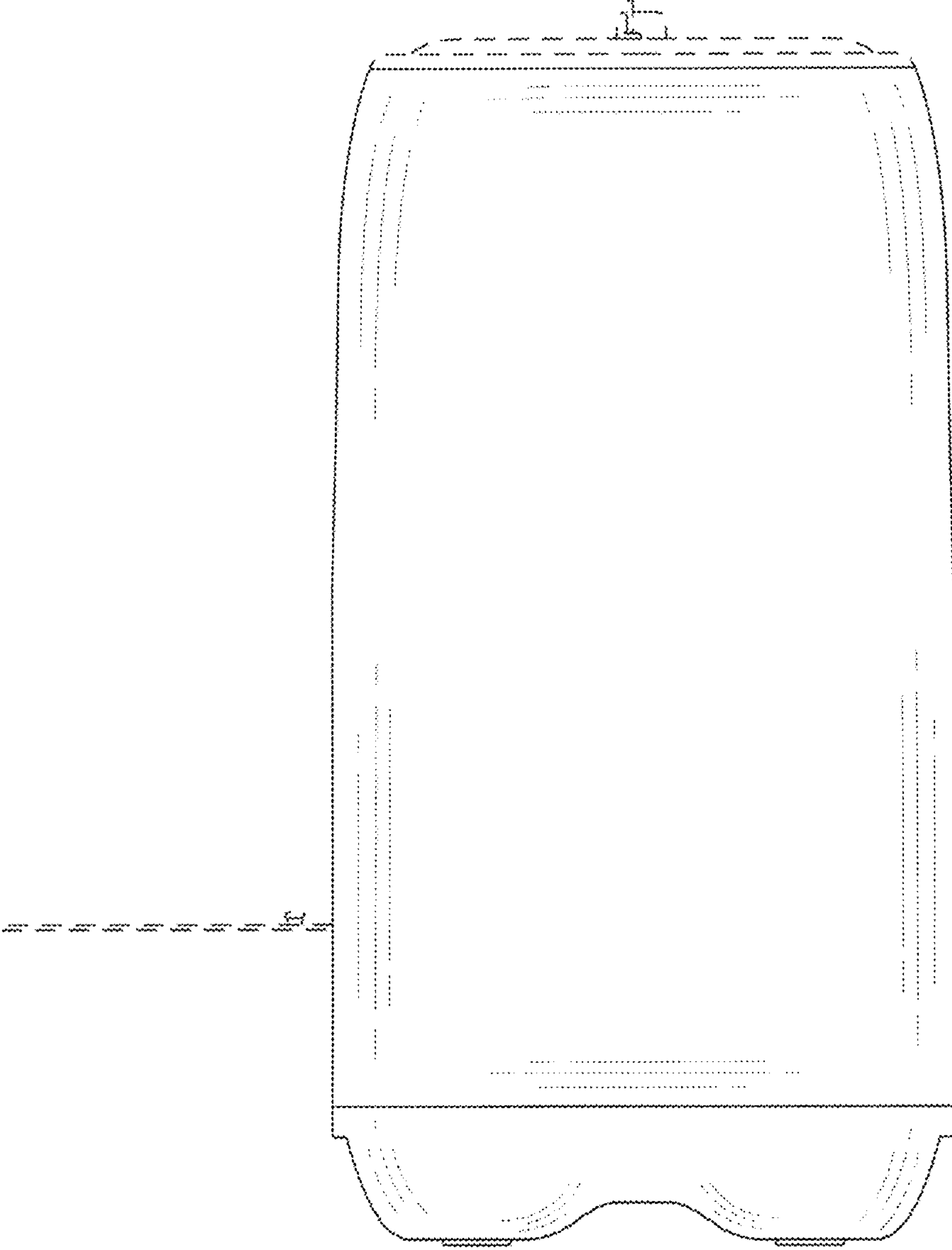


FIG. 4

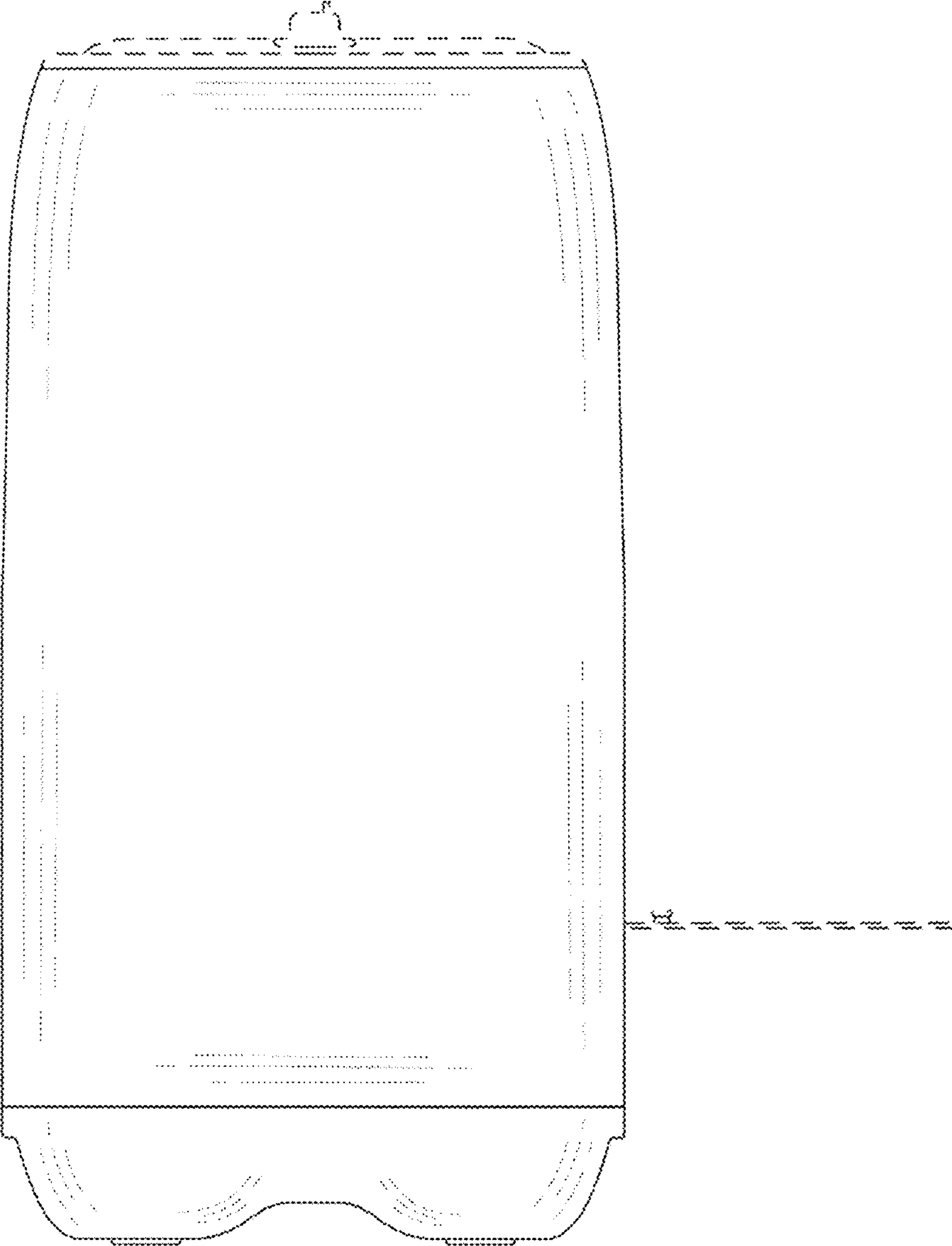


FIG. 5



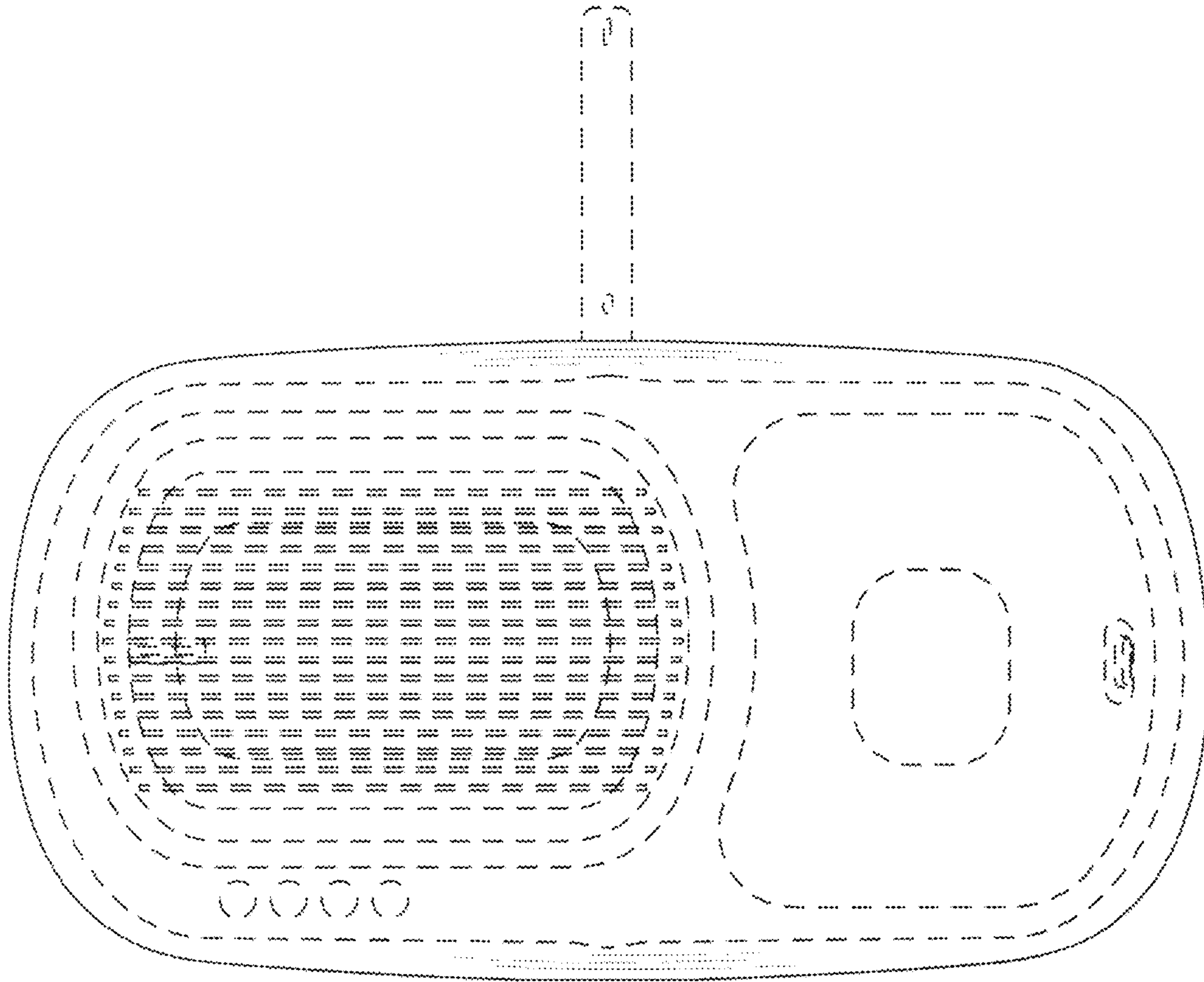


FIG. 6

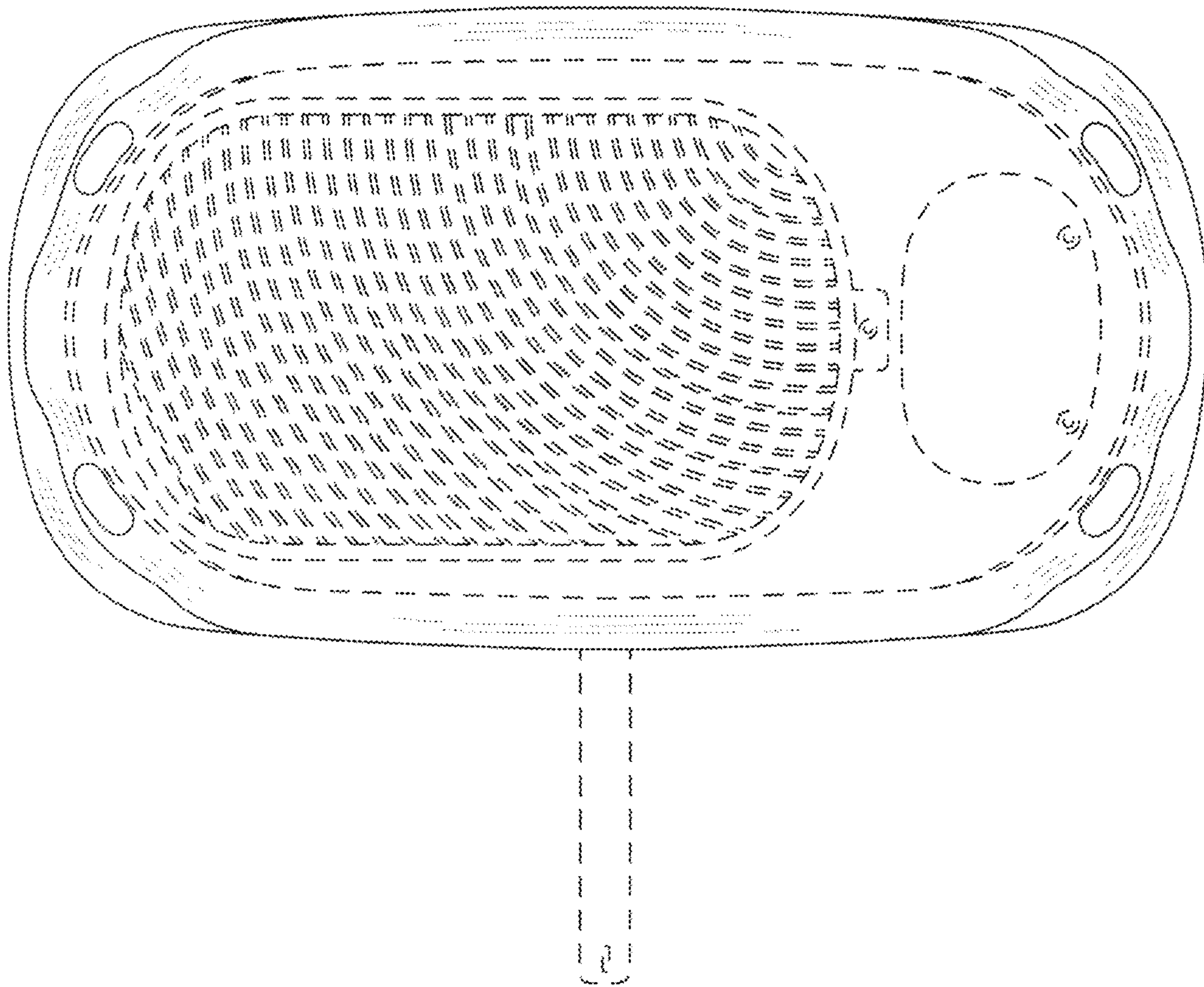


FIG. 7