



US00D979700S

(12) **United States Design Patent** (10) **Patent No.:** **US D979,700 S**
Wright et al. (45) **Date of Patent:** **** *Feb. 28, 2023**

(54) **MOSQUITO PREVENTER**
(71) Applicant: **Green Strike Holdings Limited**, Hong Kong (CN)
(72) Inventors: **John Wright**, Hong Kong (CN); **Neil Gysel**, Hong Kong (CN)
(73) Assignee: **Green Strike Holdings Limited**, Central (HK)

D558,297 S * 12/2007 Gibian D22/120
D818,558 S * 5/2018 Wang D22/122
D946,107 S * 3/2022 Chojnacki D22/122
2002/0121045 A1 9/2002 Hall
2005/0274061 A1 12/2005 Zhu

FOREIGN PATENT DOCUMENTS

CA 2623601 A1 6/2008
WO 2010115258 A1 10/2010
WO 2013082700 A1 6/2013

(*) Notice: This patent is subject to a terminal disclaimer.

(**) Term: **15 Years**

(21) Appl. No.: **29/751,346**

(22) Filed: **Sep. 21, 2020**

(51) **LOC (14) Cl.** **22-06**

(52) **U.S. Cl.**
USPC **D22/122**

(58) **Field of Classification Search**
USPC D22/122-123; D26/37, 41;
D23/367-369
CPC A01M 1/02; A01M 1/04; A01M 1/10;
A01M 1/14; A01M 1/023; A01M 1/106;
A01M 1/145; A01M 1/223; A01M
1/2016; A01M 29/12; A01M 29/34;
A01M 2200/01; A01M 2200/012
See application file for complete search history.

(56) **References Cited**

U.S. PATENT DOCUMENTS

2,754,554 A * 7/1956 Mills A61L 9/20
D23/366
4,571,880 A 2/1986 Hayward
5,899,018 A * 5/1999 Gordon A01M 1/026
43/132.1
5,921,018 A 7/1999 Hirose et al.

OTHER PUBLICATIONS

https://www.google.com/search?q=Green+Strike+international+product+line&rlz=1C1GCEB_enUS799US800&oq=gree&aqs=chrome.69i59j69i57j69i59j0i433i512i2j46i433i512j69i61i2.22001j0j1&sourceid=chrome&ie=UTF-8 (Year: 2021).*

* cited by examiner

Primary Examiner — Catherine R Oliver-Garcia
(74) *Attorney, Agent, or Firm* — Black, McCuskey, Souers & Arbaugh LPA

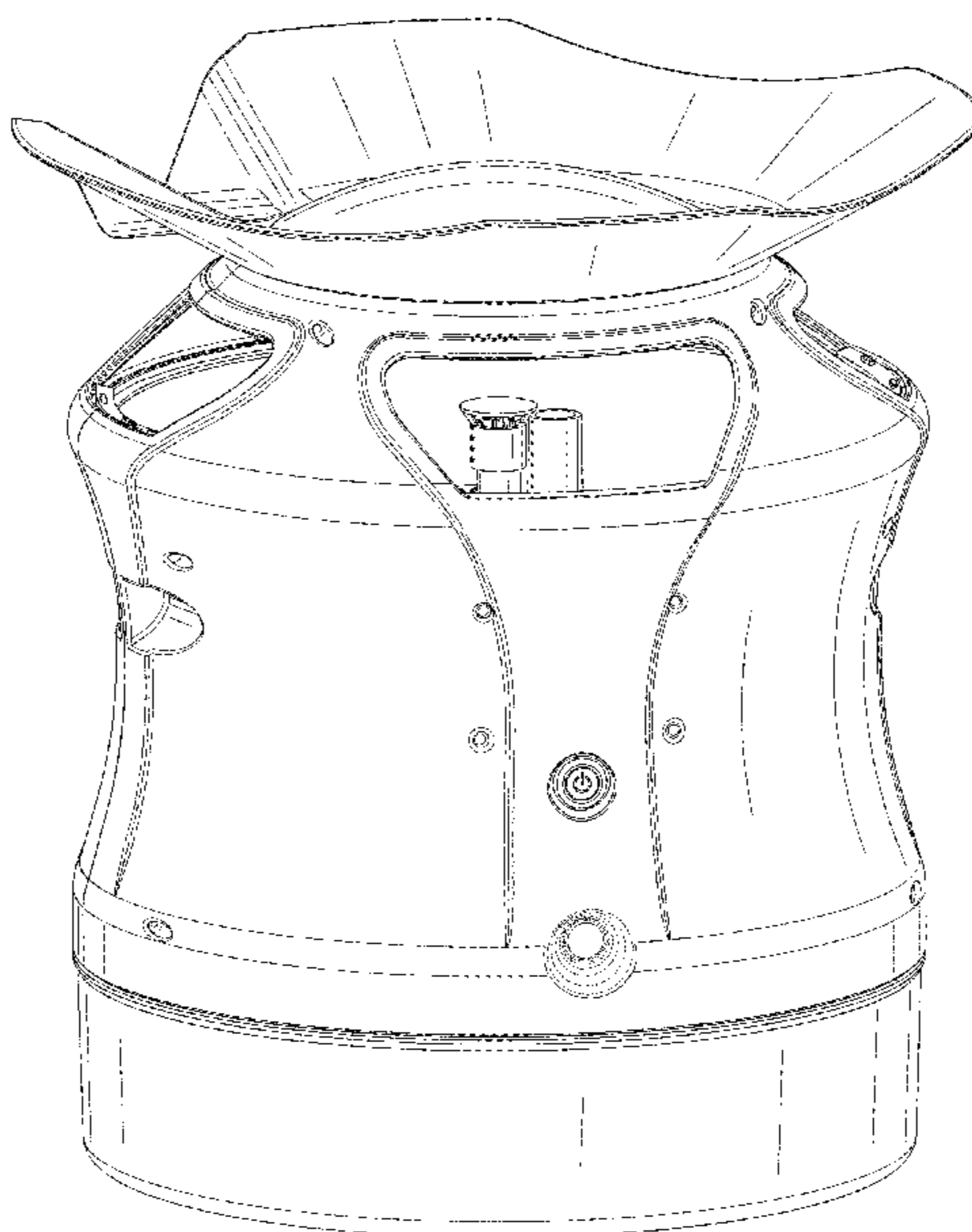
(57) **CLAIM**

We claim the ornamental design for a mosquito preventer, as shown.

DESCRIPTION

FIG. 1 is a front and top perspective view of the mosquito preventer showing the new design;
FIG. 2 is a front elevation view thereof;
FIG. 3 is left side elevation view thereof;
FIG. 4 is a right side elevation view thereof;
FIG. 5 is a top plan view thereof; and,
FIG. 6 is a rear and bottom perspective view thereof.

1 Claim, 6 Drawing Sheets






FIG. 1

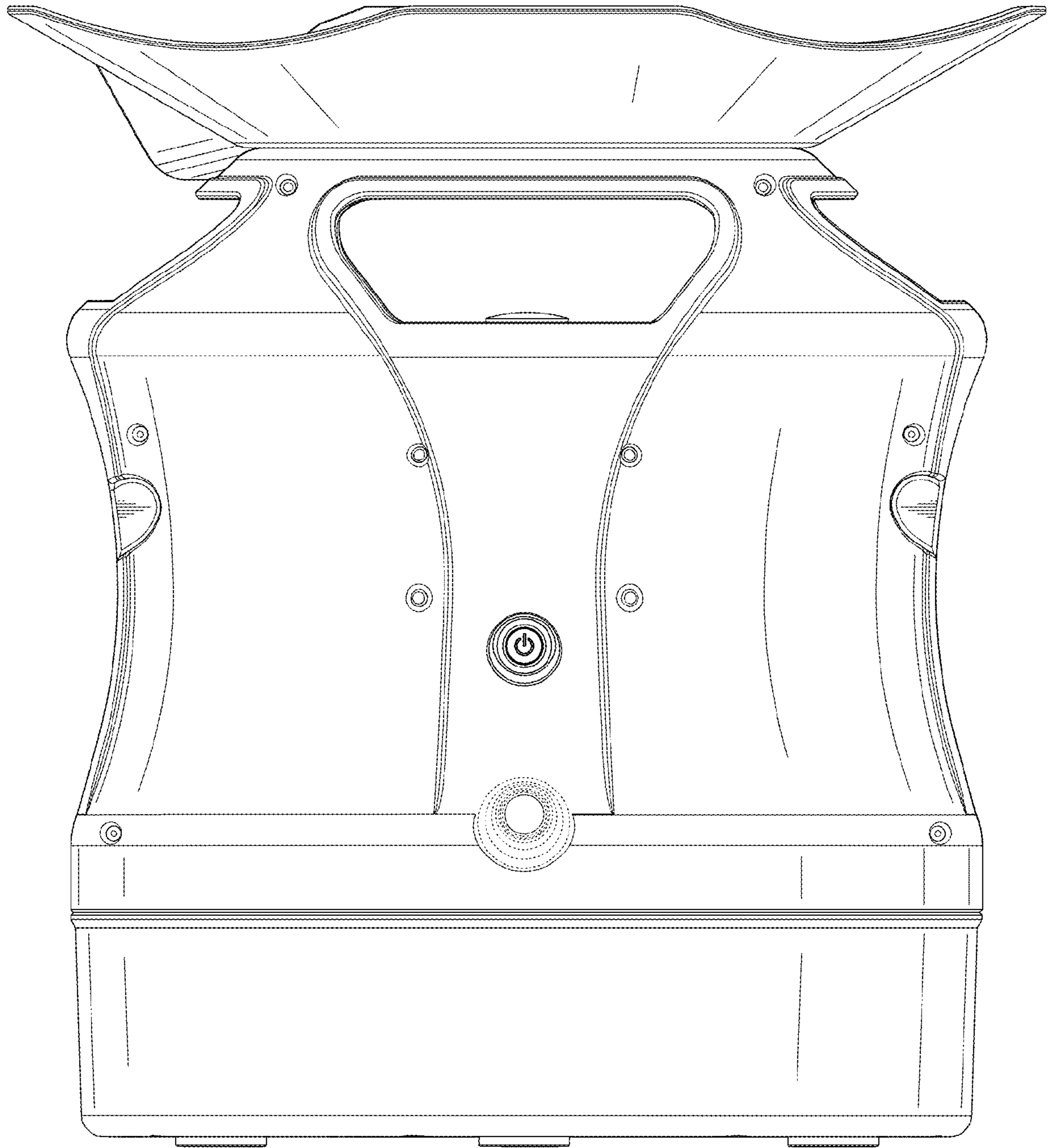


FIG. 2

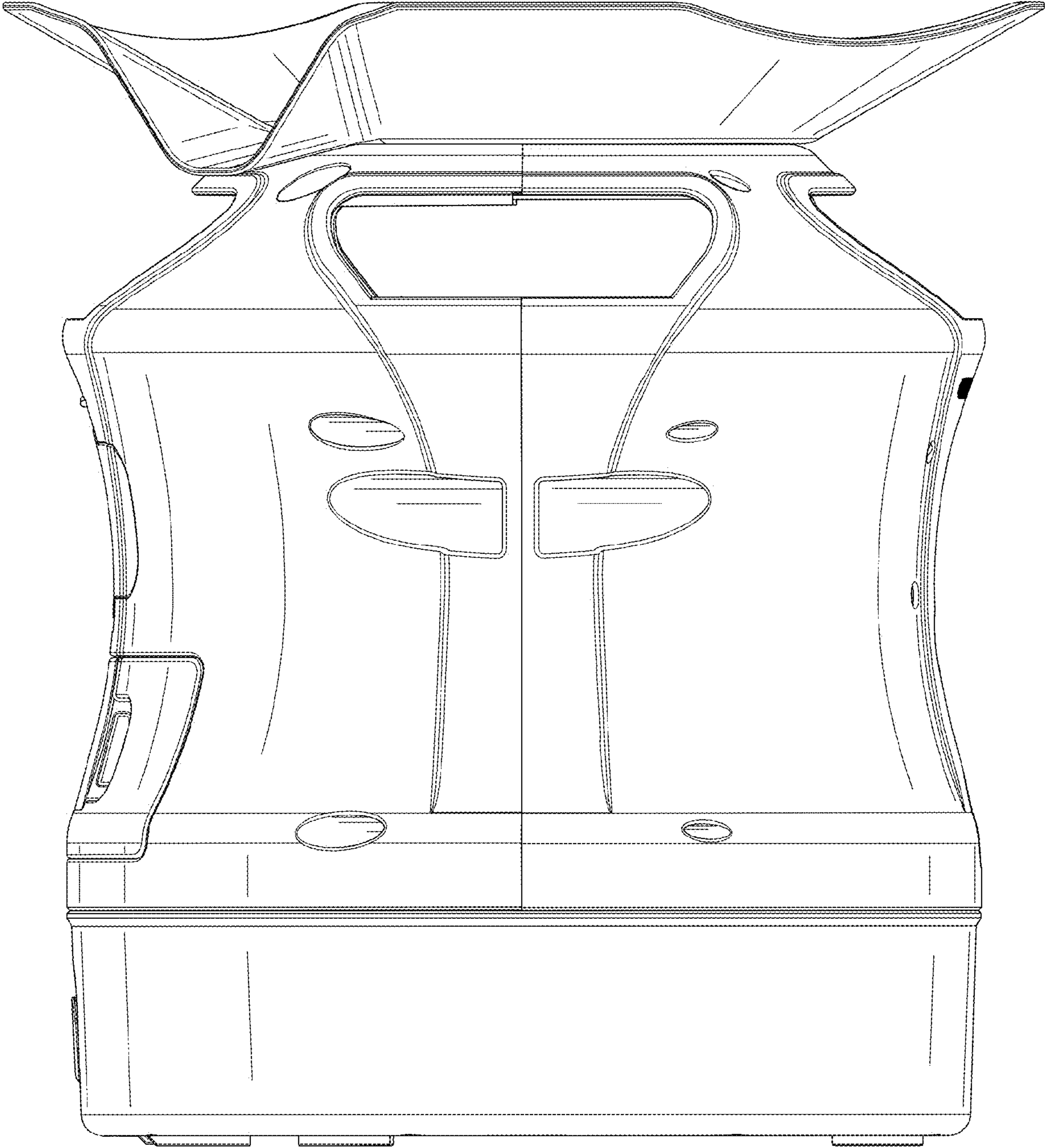


FIG. 3

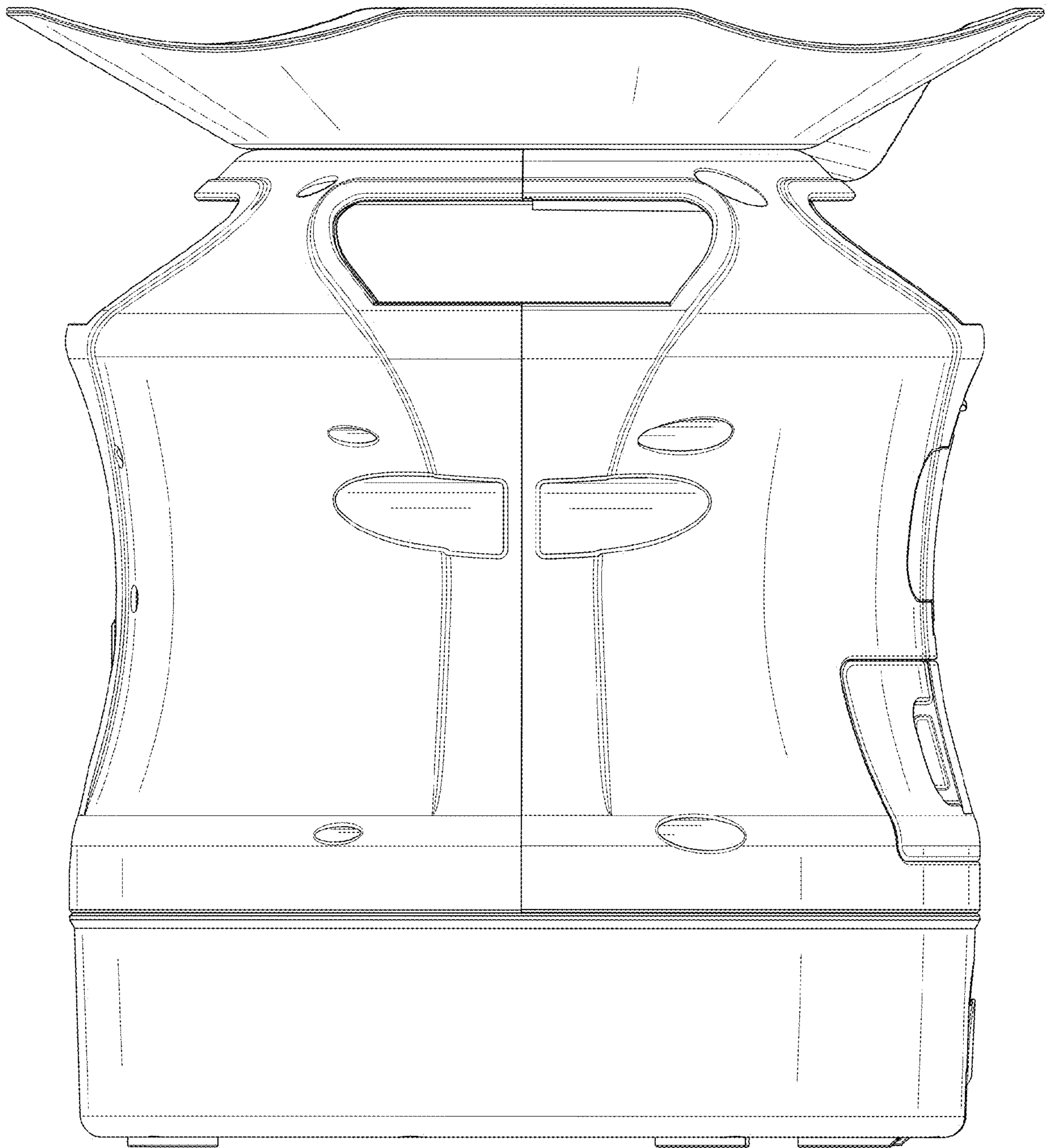


FIG. 4

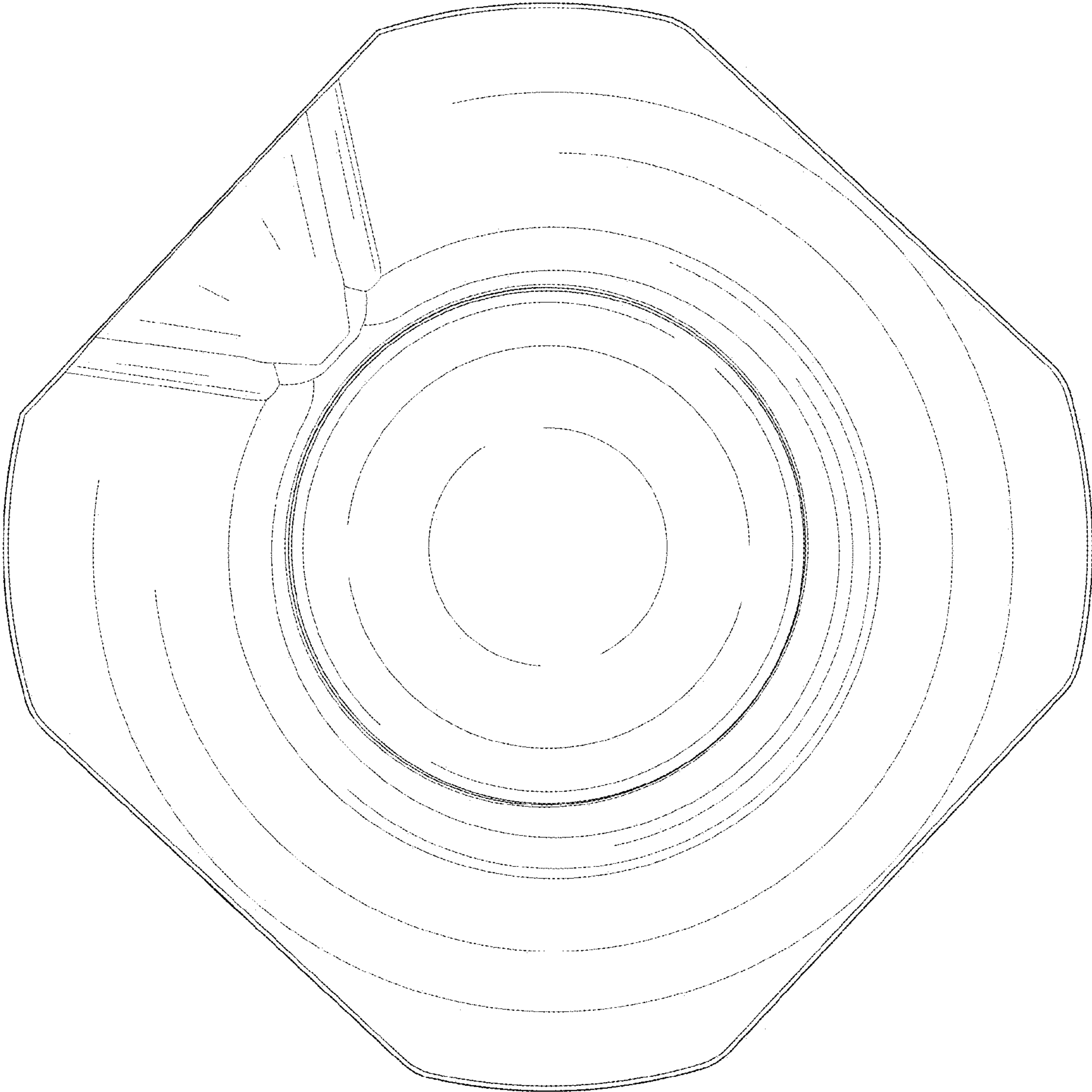


FIG. 5




FIG. 6