



US00D979698S

(12) **United States Design Patent**
Layton et al.

(10) **Patent No.: US D979,698 S**
(45) **Date of Patent: ** Feb. 28, 2023**

(54) **SELF-DEFENSE BAND**
(71) Applicants: **Robert Layton**, Chino Valley, AZ (US);
Andrew Wilson, Prescott, AZ (US)
(72) Inventors: **Robert Layton**, Chino Valley, AZ (US);
Andrew Wilson, Prescott, AZ (US)

6,564,385 B2 * 5/2003 McCarthy A63B 21/4019
2/16
6,687,916 B2 2/2004 Thompson
D495,118 S * 8/2004 Sherman D2/625
7,305,718 B2 12/2007 Avallone
(Continued)

(**) Term: **15 Years**

WO WO 2004/069343 * 8/2004

(21) Appl. No.: **29/710,085**

OTHER PUBLICATIONS

(22) Filed: **Oct. 21, 2019**

https://www.google.com/shopping/product/11892167093626287434/reviews?q=belt+length+self+defense+wrist+band&prds=eto:6226012865685481057_0&sa=X&ved=0ahUKEwios9bUiuF0AhWgoXIEHadaA4cQqSQITg (Year: 2017).*
(Continued)

(51) **LOC (14) Cl.** **22-02**

(52) **U.S. Cl.**
USPC **D22/117**

(58) **Field of Classification Search**
USPC D3/215, 218, 221, 228; D2/627-629,
D2/631; D11/5
CPC ... A63B 71/14; A63B 21/4019; A44C 5/0007;
A44C 5/0053; A41D 13/081; A41D
19/01582; A61F 5/3761; A61G 5/10;
A41F 9/002; A45F 2003/006; B60R
22/00; B60R 2022/06; F41B 15/02; F41B
33/002; F41H 9/10
See application file for complete search history.

Primary Examiner — Catherine R Oliver-Garcia
(74) *Attorney, Agent, or Firm* — Zeman-Mullen & Ford,
LLP

(57) **CLAIM**

The ornamental design for a self-defense band, as shown and described.

DESCRIPTION

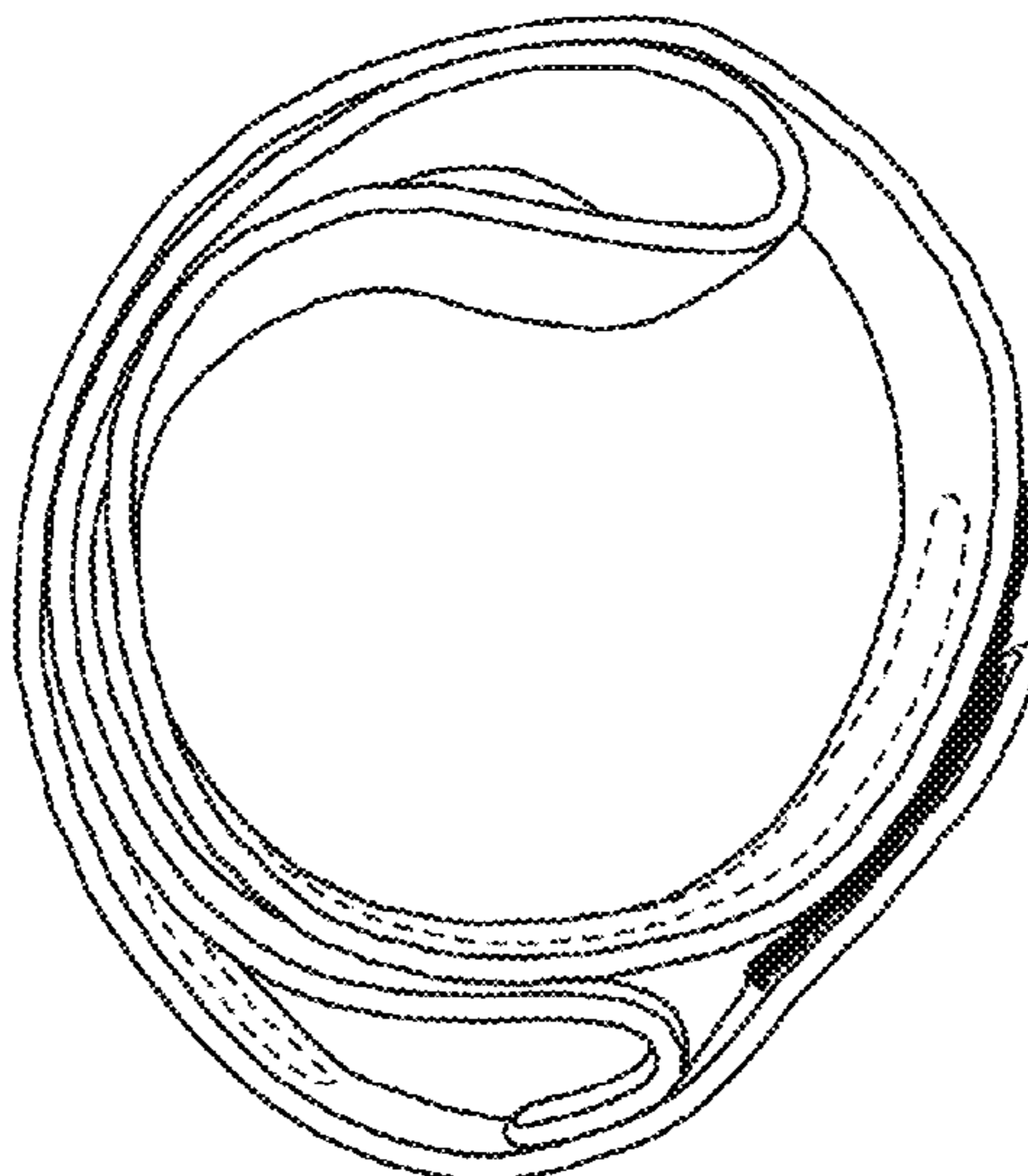
(56) **References Cited**

U.S. PATENT DOCUMENTS

2,997,072 A * 8/1961 Messer D03D 49/38
D2/627
3,100,484 A * 8/1963 Berl A61G 5/10
D2/627
3,536,068 A 10/1970 Stubbs
4,091,766 A * 5/1978 Colliard A01K 27/005
119/858
4,999,853 A * 3/1991 Tanner A41F 9/002
2/321
5,367,716 A * 11/1994 Huang E03D 9/031
4/222
5,651,143 A * 7/1997 Zehrunge A61F 5/3738
D29/120.1

FIG. 1 is a top perspective view of the self-defense band of the present invention shown as it would appear in a wrapped position when worn about a user's wrist where the user's wrist would be positioned through the center opening of the wrapped band;
FIG. 2 is a top perspective view of the self-defense band shown in an unwrapped position before being worn by a user;
FIG. 3 is a bottom perspective view thereof;
FIG. 4 is a front perspective view thereof;
FIG. 5 is a back perspective view thereof;
FIG. 6 is a left side perspective view thereof; and,
FIG. 7 is a right side perspective view thereof.

1 Claim, 4 Drawing Sheets



(56)

References Cited

U.S. PATENT DOCUMENTS

D558,427 S * 1/2008 Solin D2/624
8,784,218 B2 7/2014 Harris
9,651,336 B2 5/2017 Ringgenberg et al.
D888,368 S * 6/2020 Hyera D2/627
2005/0193465 A1 9/2005 Salvitti
2016/0198693 A1* 7/2016 Haire A01M 1/103
43/114

OTHER PUBLICATIONS

[https://www.duluthtrading.com/mens-buckle-less-belt-61024.html?
&srccode=GPSMART&ogmap=PLA|NB|GOOG|1236553594|119624420044&gclid=EAIalQobChMlsu6Q-N_
m9AIVawilCR3J4gLVEAQYDCABEgJ9pPD_BwE](https://www.duluthtrading.com/mens-buckle-less-belt-61024.html?&srccode=GPSMART&ogmap=PLA|NB|GOOG|1236553594|119624420044&gclid=EAIalQobChMlsu6Q-N_m9AIVawilCR3J4gLVEAQYDCABEgJ9pPD_BwE) 2002-2021.*
[https://www.google.com/shopping/product/11892167093626287434/
reviews?q=belt+length+self+defense+wrist+band&prds=
eto:6226012865685481057_0&sa=X&ved=
0ahUKEwios9bUiuf0AhWgoXIEHadaA4cQqSQITg](https://www.google.com/shopping/product/11892167093626287434/reviews?q=belt+length+self+defense+wrist+band&prds=eto:6226012865685481057_0&sa=X&ved=0ahUKEwios9bUiuf0AhWgoXIEHadaA4cQqSQITg).*

* cited by examiner

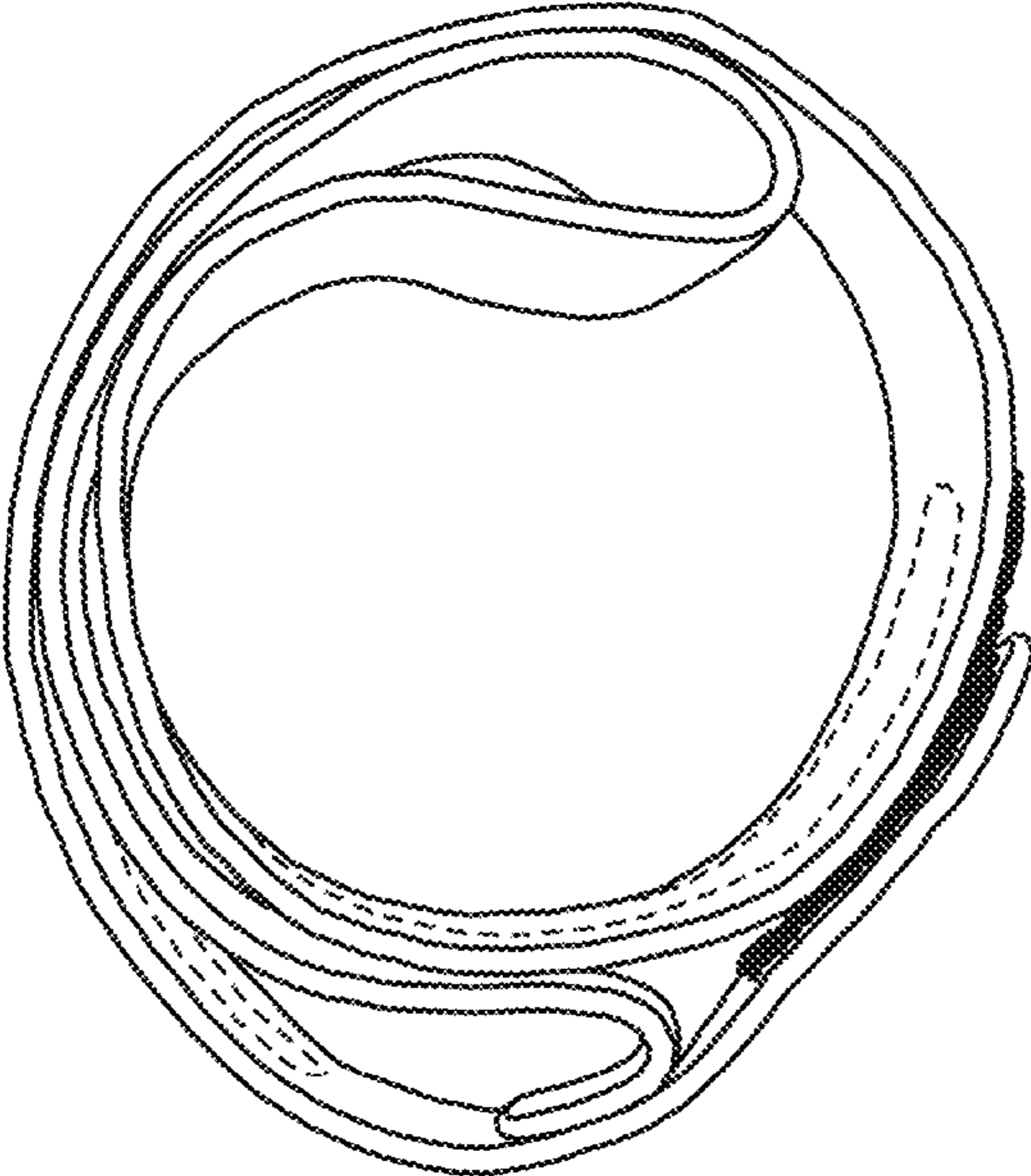


FIG. 1

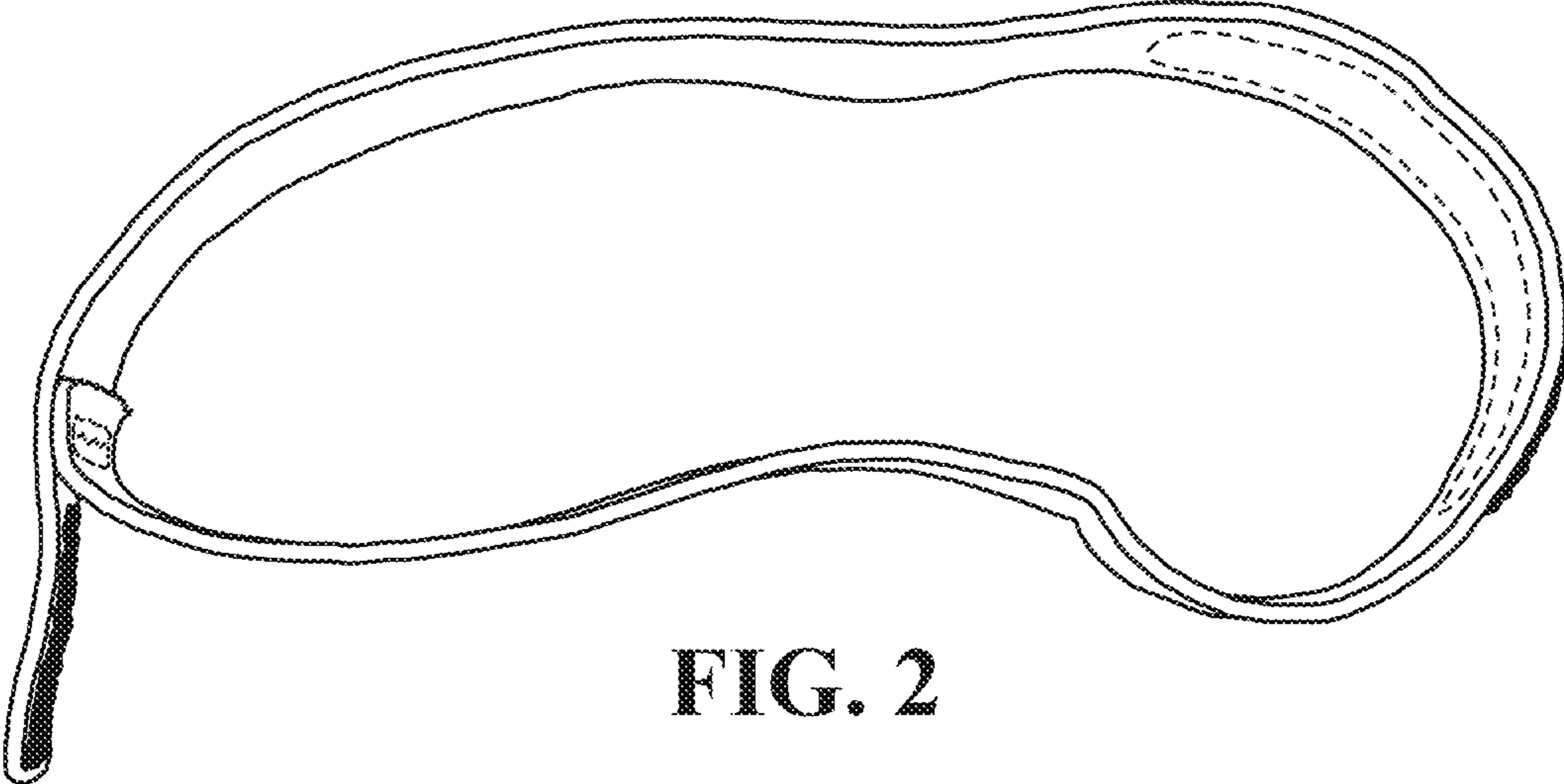


FIG. 2

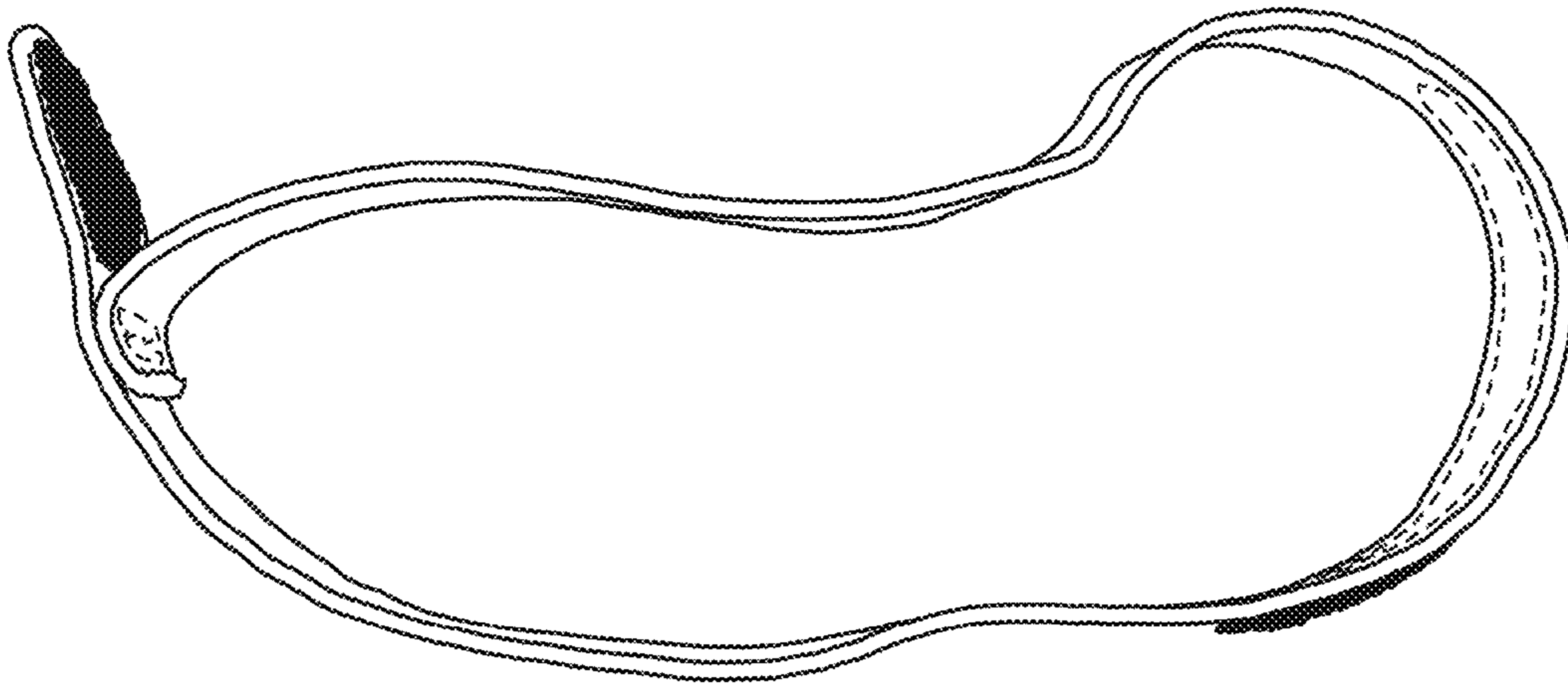


FIG. 3

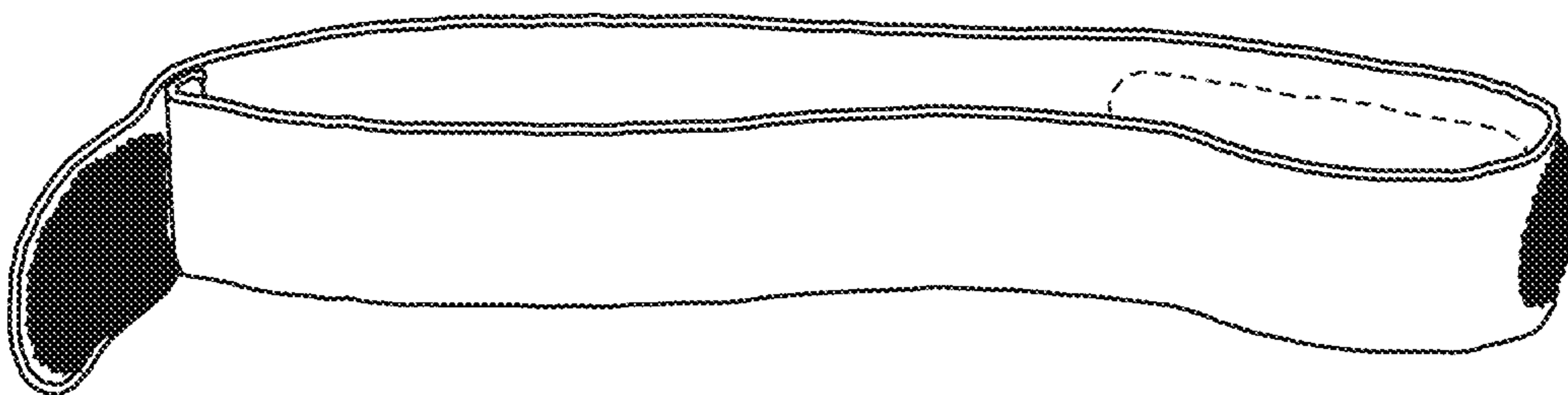


FIG. 4

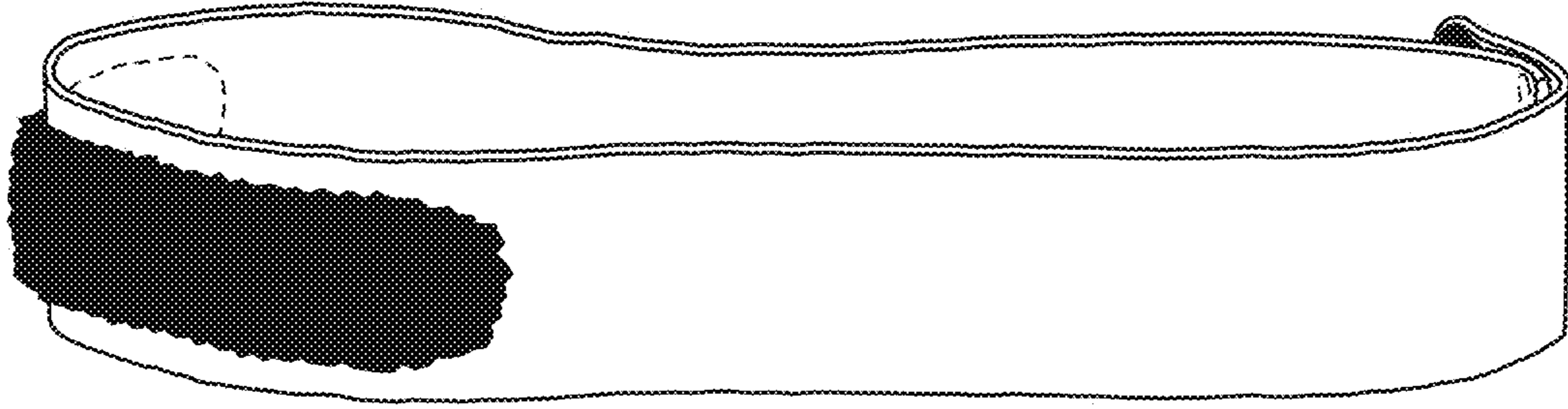


FIG. 5

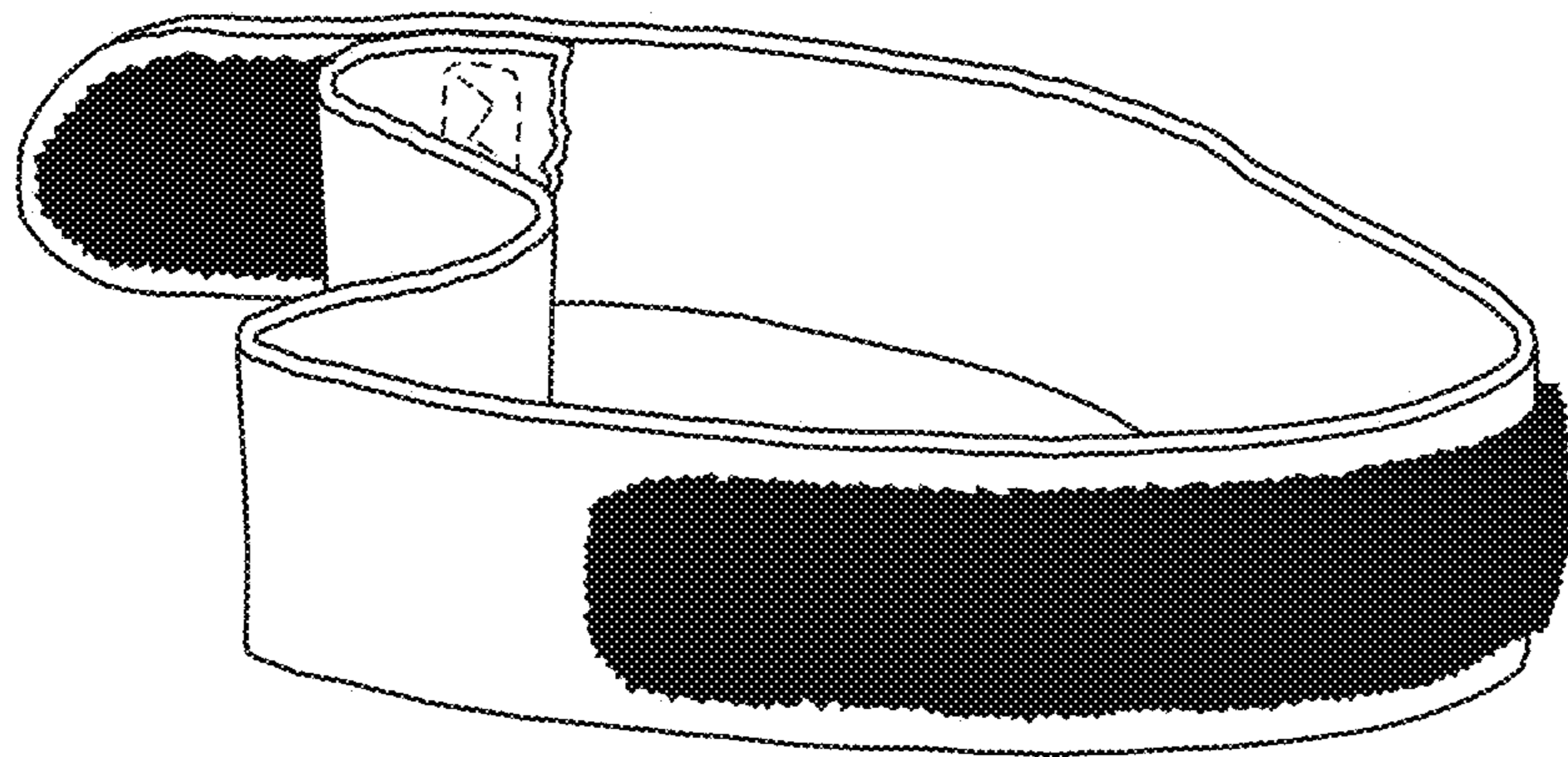


FIG. 6

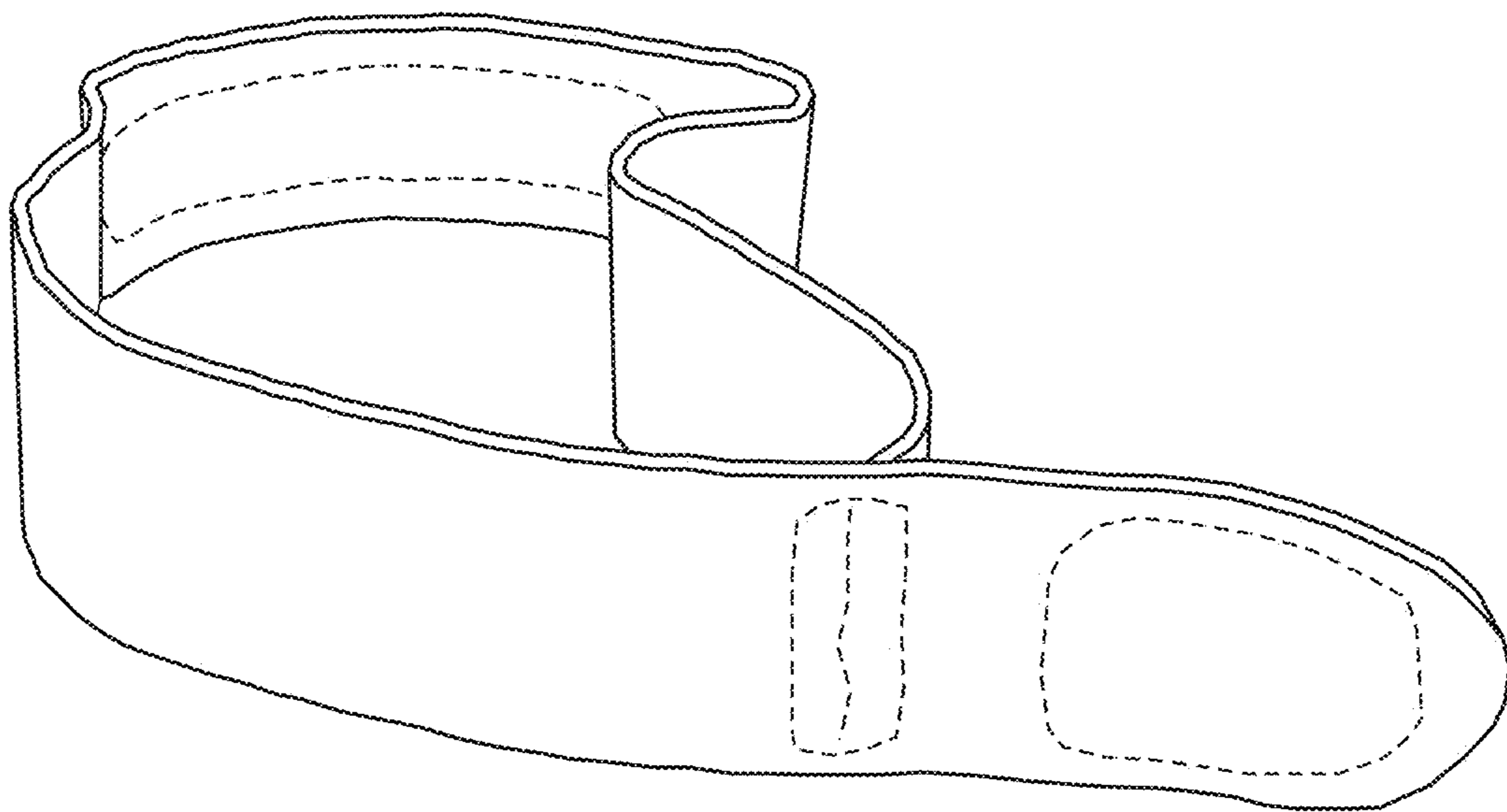


FIG. 7