



US00D979696S

(12) **United States Design Patent**
Zhang

(10) **Patent No.:** **US D979,696 S**

(45) **Date of Patent:** **** Feb. 28, 2023**

(54) **BULLET CLIP BRACKET**

(71) Applicant: **Yuanning Zhang**, Guangdong (CN)

(72) Inventor: **Yuanning Zhang**, Guangdong (CN)

(**) Term: **15 Years**

(21) Appl. No.: **29/784,669**

(22) Filed: **May 20, 2021**

(51) **LOC (14) Cl.** **22-01**

(52) **U.S. Cl.**
USPC **D22/108**

(58) **Field of Classification Search**
USPC D22/108–110, 114, 199; D6/368, 552;
D3/221–225, 254, 262, 303–315
CPC ... B60R 7/14; B60R 5/04; B60R 11/00; F41A
23/10; F41A 23/18; F41A 17/44; F41A
23/16; F41A 29/00; F41A 9/64; F42B
39/02; F42B 39/08; Y10S 224/931
See application file for complete search history.

(56) **References Cited**

U.S. PATENT DOCUMENTS

| | | | | | |
|-----------|------|---------|-------------|-------|-----------------------|
| 6,796,074 | B1 * | 9/2004 | Obong | | F42B 39/02 224/931 |
| D574,147 | S * | 8/2008 | Zusman | | D3/222 |
| D624,149 | S * | 9/2010 | Felts | | D22/199 |
| D642,793 | S * | 8/2011 | Rogers | | F41C 33/02 D3/222 |
| D661,770 | S * | 6/2012 | Thunberg | | D22/115 |
| D689,581 | S * | 9/2013 | Fitzpatrick | | F41A 9/63 D22/108 |
| D736,885 | S * | 8/2015 | Swan | | D22/108 |
| D749,843 | S * | 2/2016 | Faifer | | D3/262 |
| 9,448,050 | B1 * | 9/2016 | Barwin | | F42B 39/08 |
| D773,588 | S * | 12/2016 | Wasankari | | D22/108 |
| D791,901 | S * | 7/2017 | Swan | | D22/108 |
| D838,475 | S * | 1/2019 | Tang | | D3/222 |
| D853,109 | S * | 7/2019 | Wilson | | D3/222 |

| | | | | | |
|--------------|------|---------|--------------|-------|-----------------------|
| D853,720 | S * | 7/2019 | Novague | | D22/115 |
| D876,090 | S * | 2/2020 | Stewart, III | | D3/262 |
| D885,511 | S * | 5/2020 | Zhang | | D3/262 |
| D897,822 | S * | 10/2020 | Kotze | | D8/354 |
| D916,507 | S * | 4/2021 | Cunningham | | D6/552 |
| D940,812 | S * | 1/2022 | He | | D22/108 |
| D948,205 | S * | 4/2022 | Lu | | D3/224 |
| 2005/0230411 | A1 * | 10/2005 | Veo | | G07F 11/16 221/185 |
| 2006/0242877 | A1 * | 11/2006 | Clifton | | F41A 9/68 42/49.01 |
| 2011/0107645 | A1 * | 5/2011 | Faifer | | F42B 39/02 42/90 |
| 2012/0311911 | A1 * | 12/2012 | Nelson | | F41A 9/65 42/90 |
| 2014/0124387 | A1 * | 5/2014 | Iannello | | F42B 39/26 206/3 |
| 2014/0262892 | A1 * | 9/2014 | Orozco | | F42B 39/02 206/424 |
| 2017/0343316 | A1 * | 11/2017 | Higdon, Jr. | | F41C 33/046 |

* cited by examiner

Primary Examiner — Mark A Goodwin

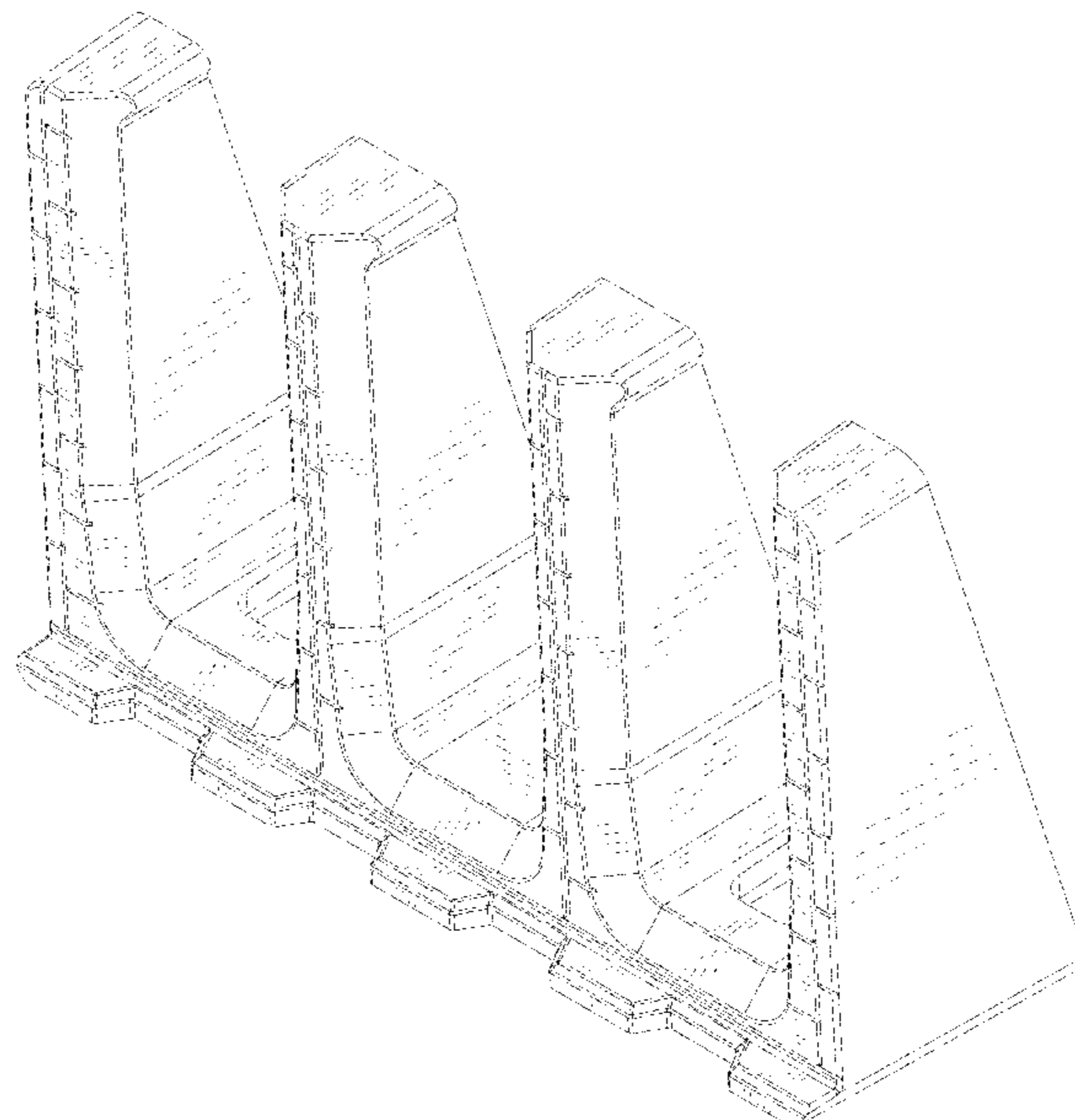
(57) **CLAIM**

The ornamental design for bullet clip bracket, as shown and described.

DESCRIPTION

FIG. 1 is a perspective view of bullet clip bracket showing my new design;
FIG. 2 is another perspective view thereof;
FIG. 3 is a front view thereof;
FIG. 4 is a back view thereof;
FIG. 5 is a left side view thereof;
FIG. 6 is a right side view thereof;
FIG. 7 is a top view thereof; and,
FIG. 8 is a bottom view thereof.
The broken lines in the drawing depict environmental subject matter only and form no part of the claimed design.

1 Claim, 8 Drawing Sheets






FIG. 1




FIG. 2

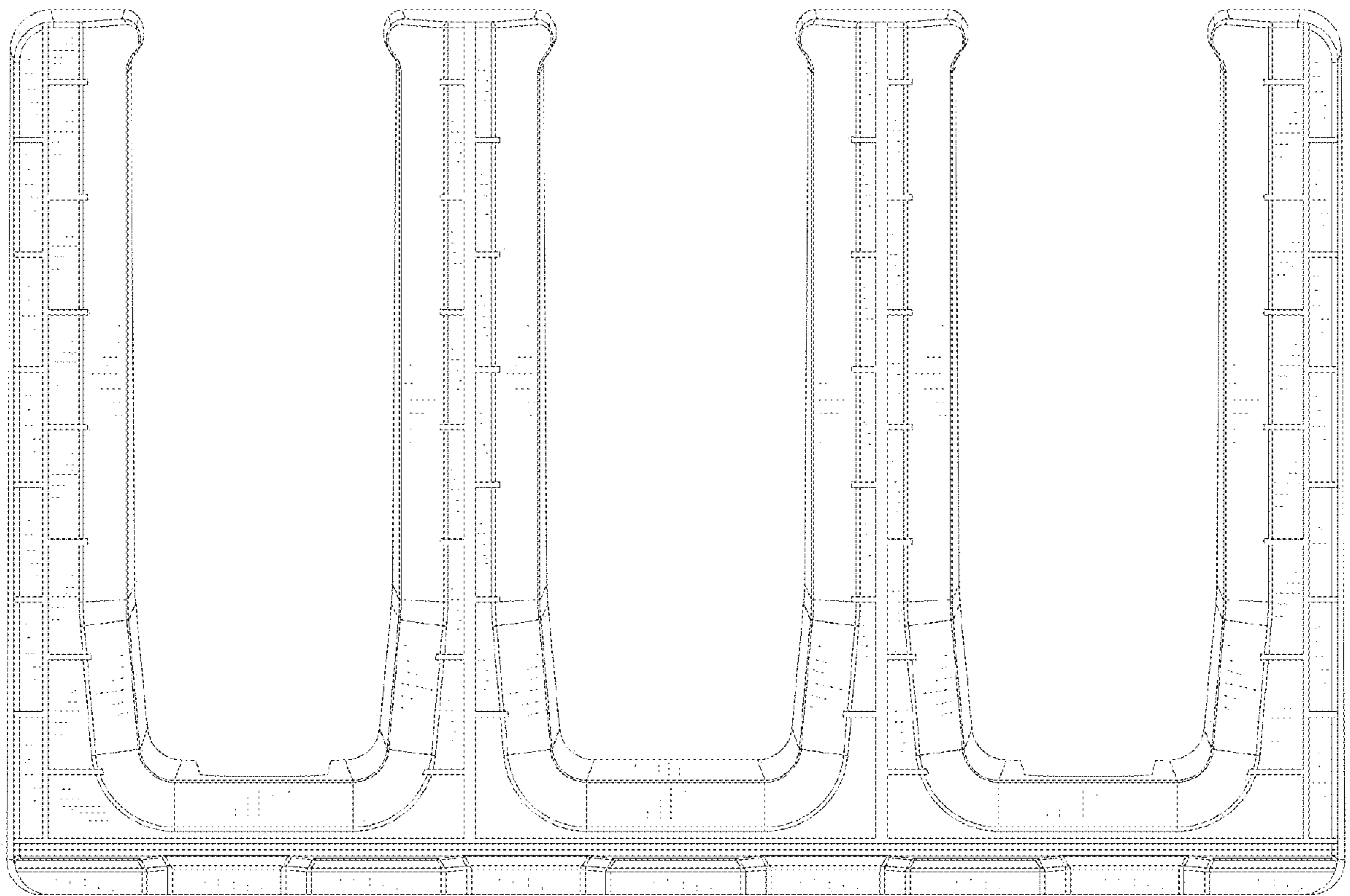


FIG. 3

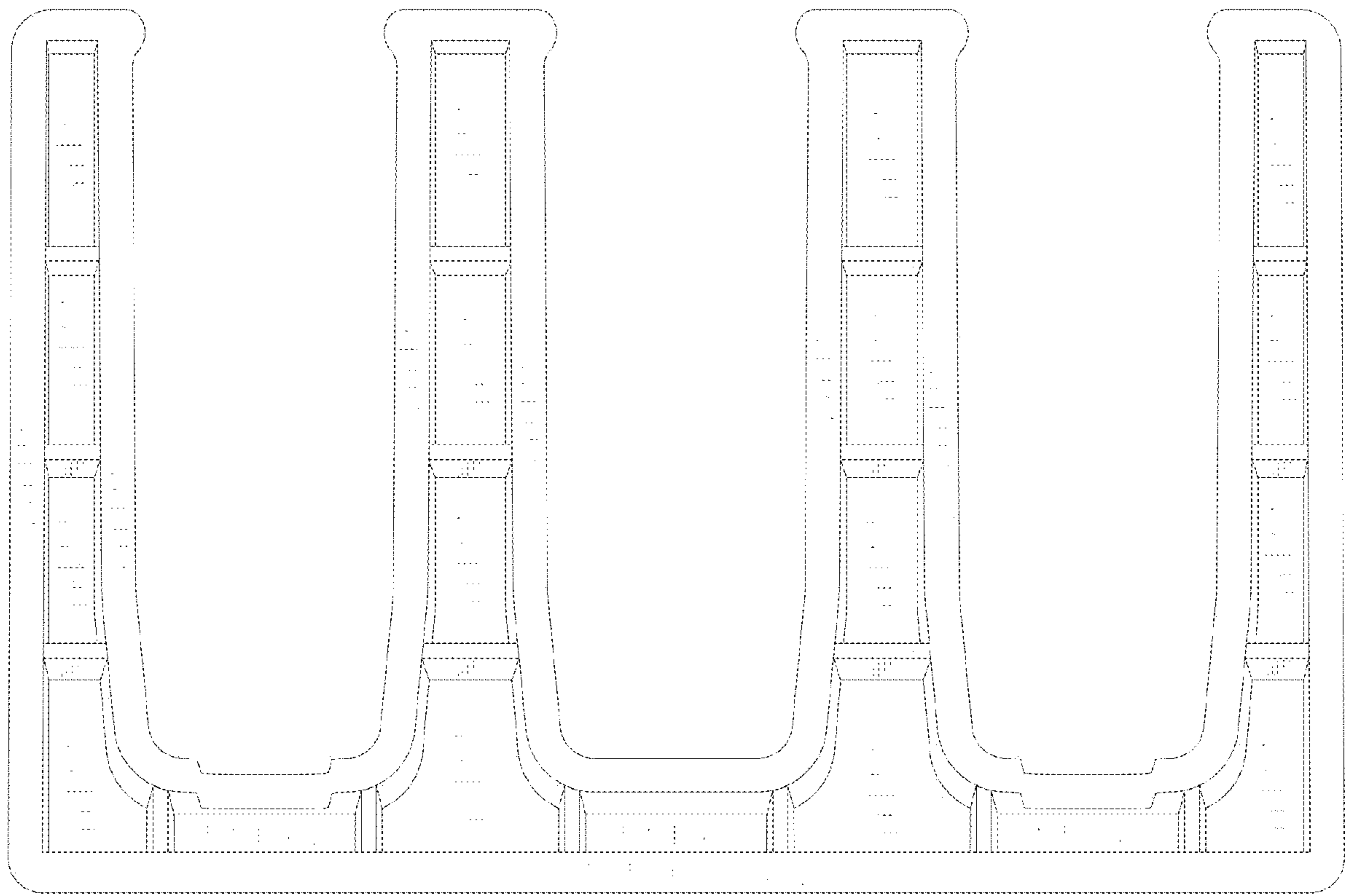


FIG. 4

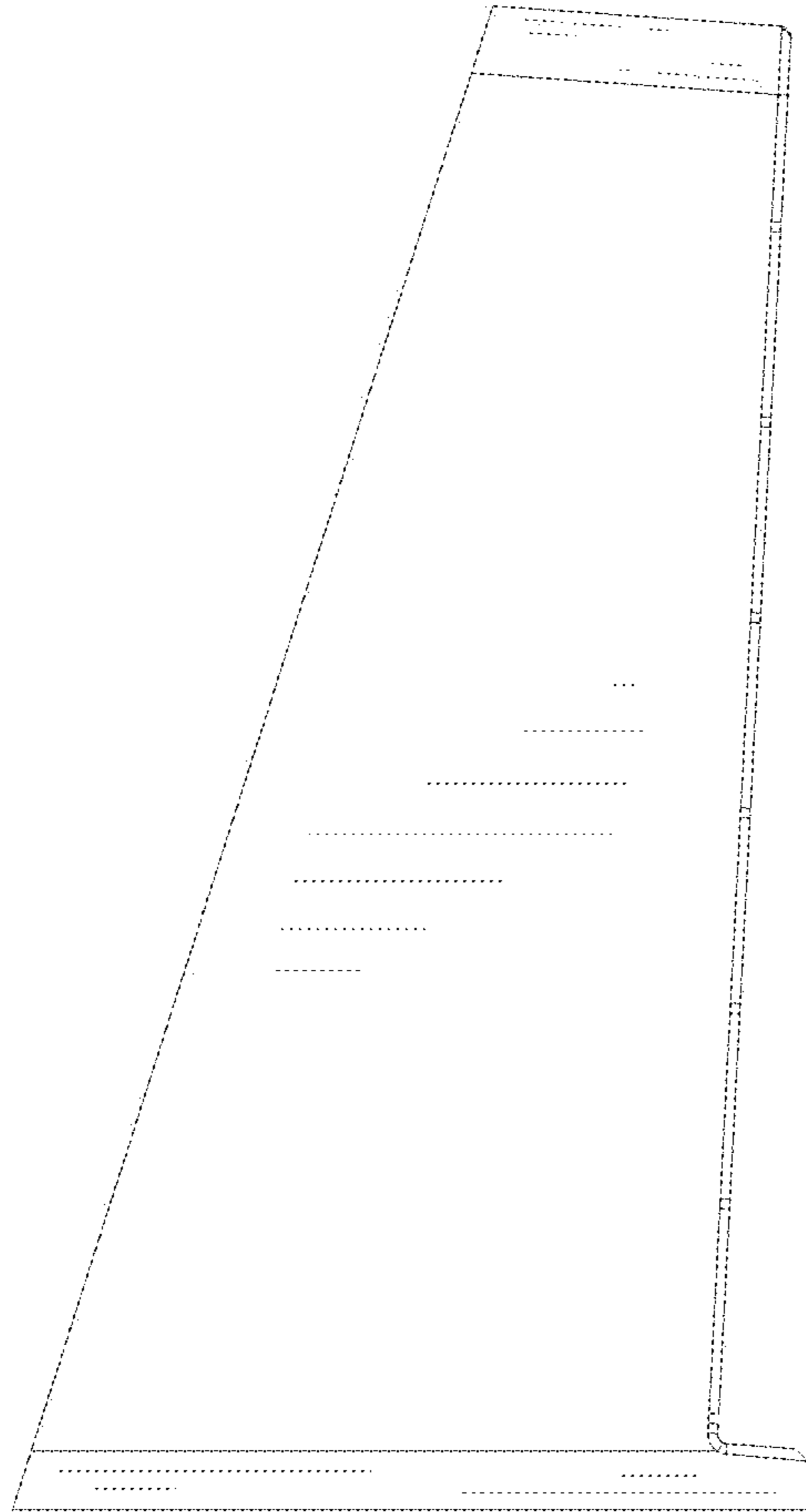


FIG. 5




FIG. 6

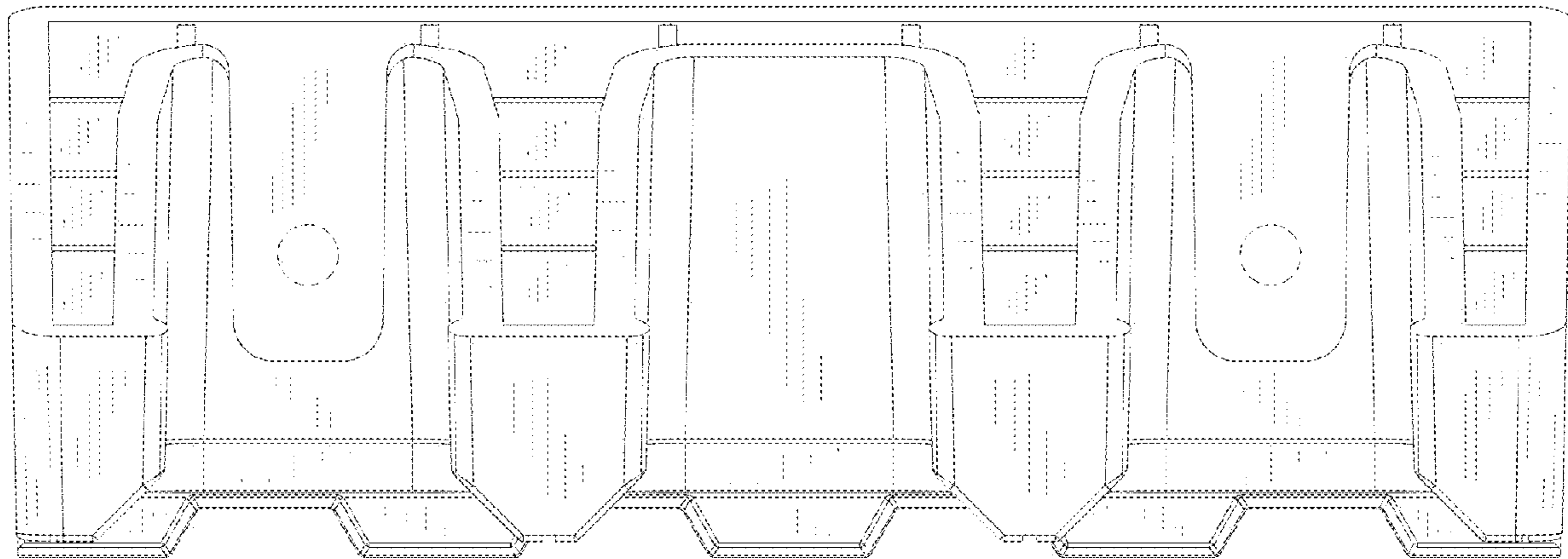


FIG. 7

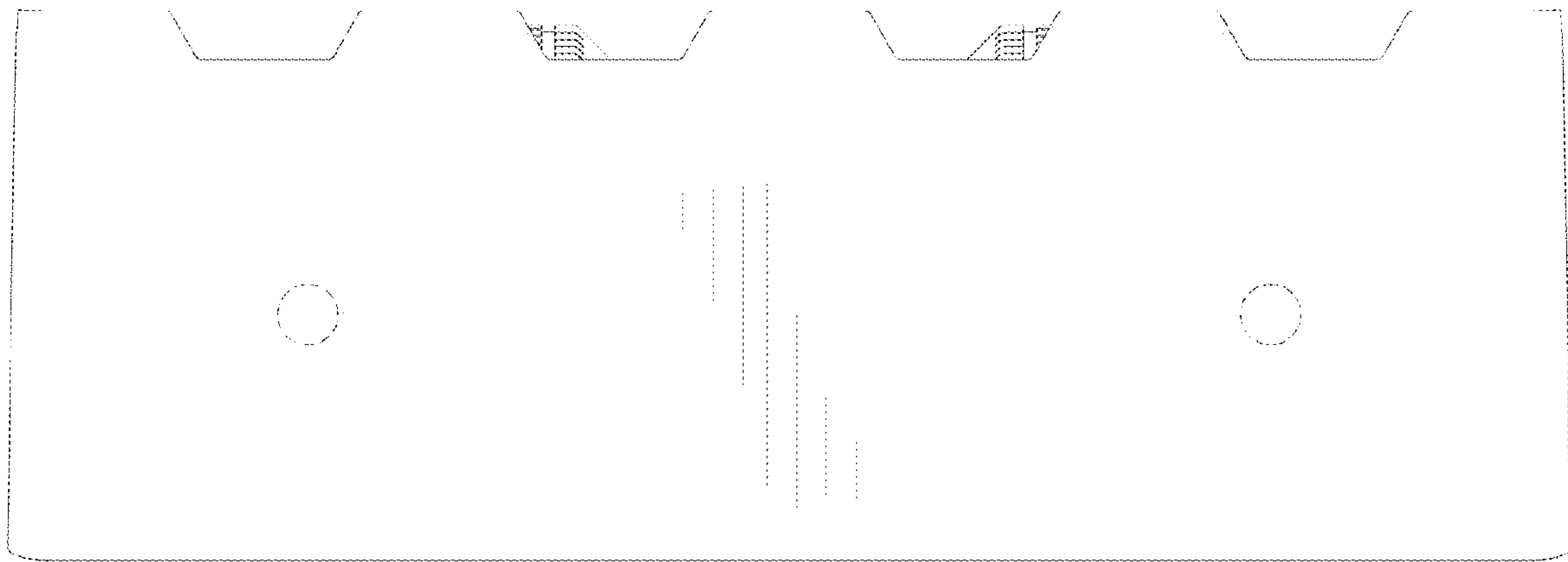


FIG. 8