



US00D979693S

(12) **United States Design Patent**
de Grasse

(10) **Patent No.:** **US D979,693 S**

(45) **Date of Patent:** **** Feb. 28, 2023**

(54) **RAFT**

D968,546 S * 11/2022 Plante D21/801
D971,368 S * 11/2022 Lewison D12/319
2022/0354146 A1* 11/2022 Mak A63H 33/00

(71) Applicant: **Aqua-Leisure Recreation, LLC**, Avon,
MA (US)

(72) Inventor: **Scott R. de Grasse**, Marshfield, MA
(US)

(73) Assignee: **Aqua-Leisure Recreation, LLC**,
Stoughton, MA (US)

(**) Term: **15 Years**

(21) Appl. No.: **29/809,970**

(22) Filed: **Sep. 30, 2021**

(51) **LOC (14) Cl.** **12-02**

(52) **U.S. Cl.**
USPC **D21/803**

(58) **Field of Classification Search**
USPC D12/300, 301, 308, 317, 318; D21/542,
D21/543-544, 545, 546, 547, 801, 803,
D21/808
CPC A63F 9/0601; A63H 3/02; A63H 3/52;
A63B 1/04
See application file for complete search history.

(56) **References Cited**

U.S. PATENT DOCUMENTS

3,919,027 A * 11/1975 Jones B29C 53/36
156/203
4,696,251 A * 9/1987 Spieldiener B63B 1/041
114/345
D415,992 S * 11/1999 Polley D21/803
D552,202 S * 10/2007 Peterson B63B 1/041
D21/803
D892,249 S * 8/2020 Plante A63H 33/00
D21/803
D911,479 S * 2/2021 Plante D21/803
D922,095 S * 6/2021 Shi D6/582
D958,922 S * 7/2022 Plante D21/801
D963,376 S * 9/2022 He B29C 53/36
D6/604

OTHER PUBLICATIONS

Home Depot, Sports Stuff White Plastic Square Fiesta, published
Aug. 4, 2020 [retrieved Dec. 14, 2022]. Retrieved from the
internet<<https://www.homedepot.com/p/SPORTSSTUFF-White-Plastic-Square-Fiesta-8-Person-Private-Island-Floating-Pool-and-Lake-Raft-with-Cooler-54-2010/310283189#overlay>> (Year: 2020).
Aqua Leisure, Person inflatable raft, published May 29, 2022
[retrieved Dec. 14, 2022]. Retrieved from the internet<<https://aqualeisure.com/product/12-man-raft/>> (Year: 2022).*

* cited by examiner

Primary Examiner — Joseph Kukella

Assistant Examiner — Lavon M. Amerson

(74) *Attorney, Agent, or Firm* — Wolf, Greenfield &
Sacks, P.C.

(57) **CLAIM**

The ornamental design for a raft, as shown and described.

DESCRIPTION

FIG. 1 is a perspective view of the raft in accordance with
my design.

FIG. 2 is a to plan view of the raft of FIG. 1.

FIG. 3 is a bottom plan view of the raft of FIG. 1.

FIG. 4 is a left-side elevation of the raft of FIG. 2.

FIG. 5 is a right-side elevation of the raft of FIG. 2.

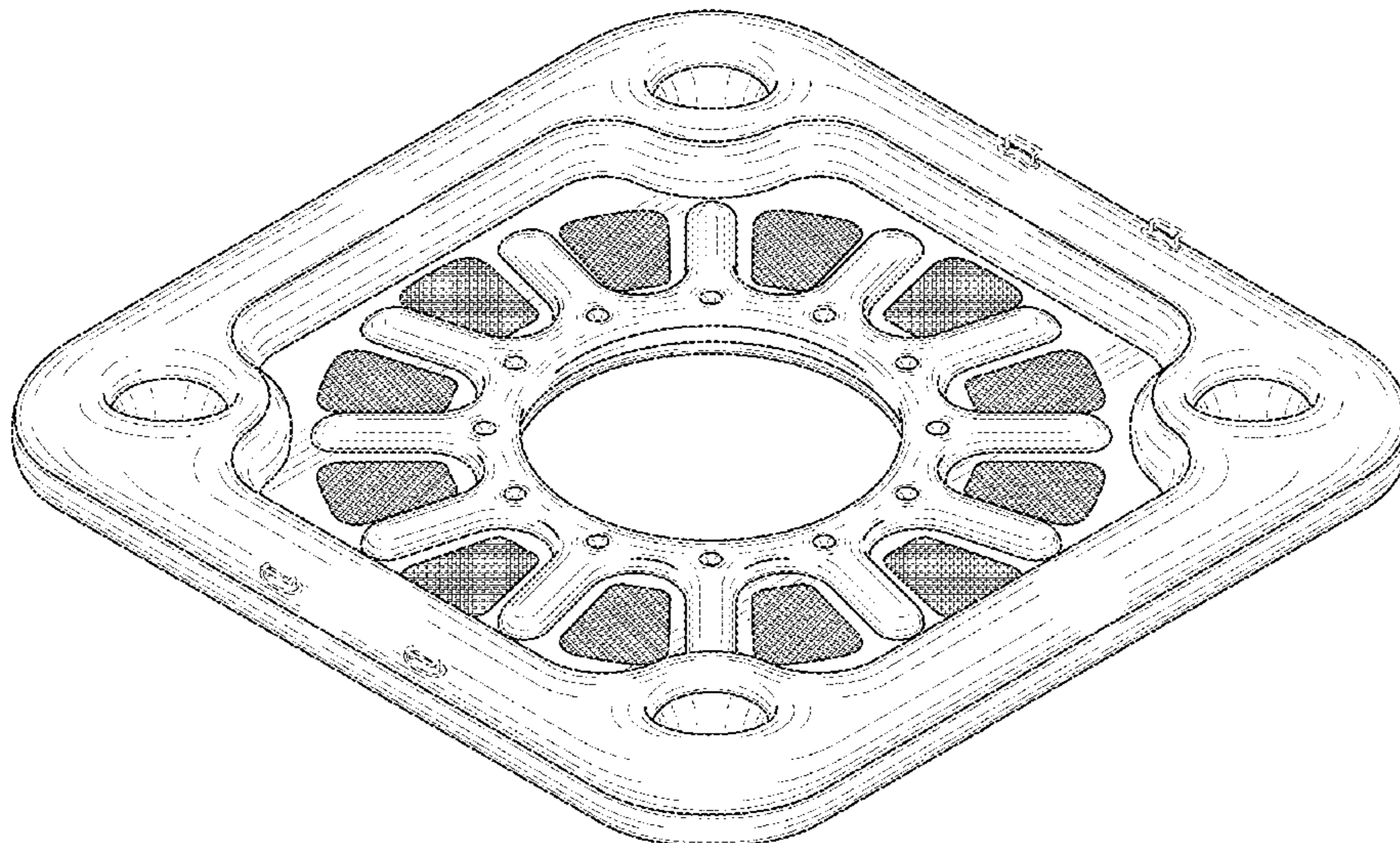
FIG. 6 is a front elevation of the raft of FIG. 2.

FIG. 7 is a rear elevation of the raft of FIG. 2; and,

FIG. 8 is a cross-sectional view of the raft of FIG. 2 taken
along and in the direction of line 8-8 of FIG. 7.

In the drawings, the broken lines depict environmental
subject matter only and form no part of the claimed design.

1 Claim, 4 Drawing Sheets



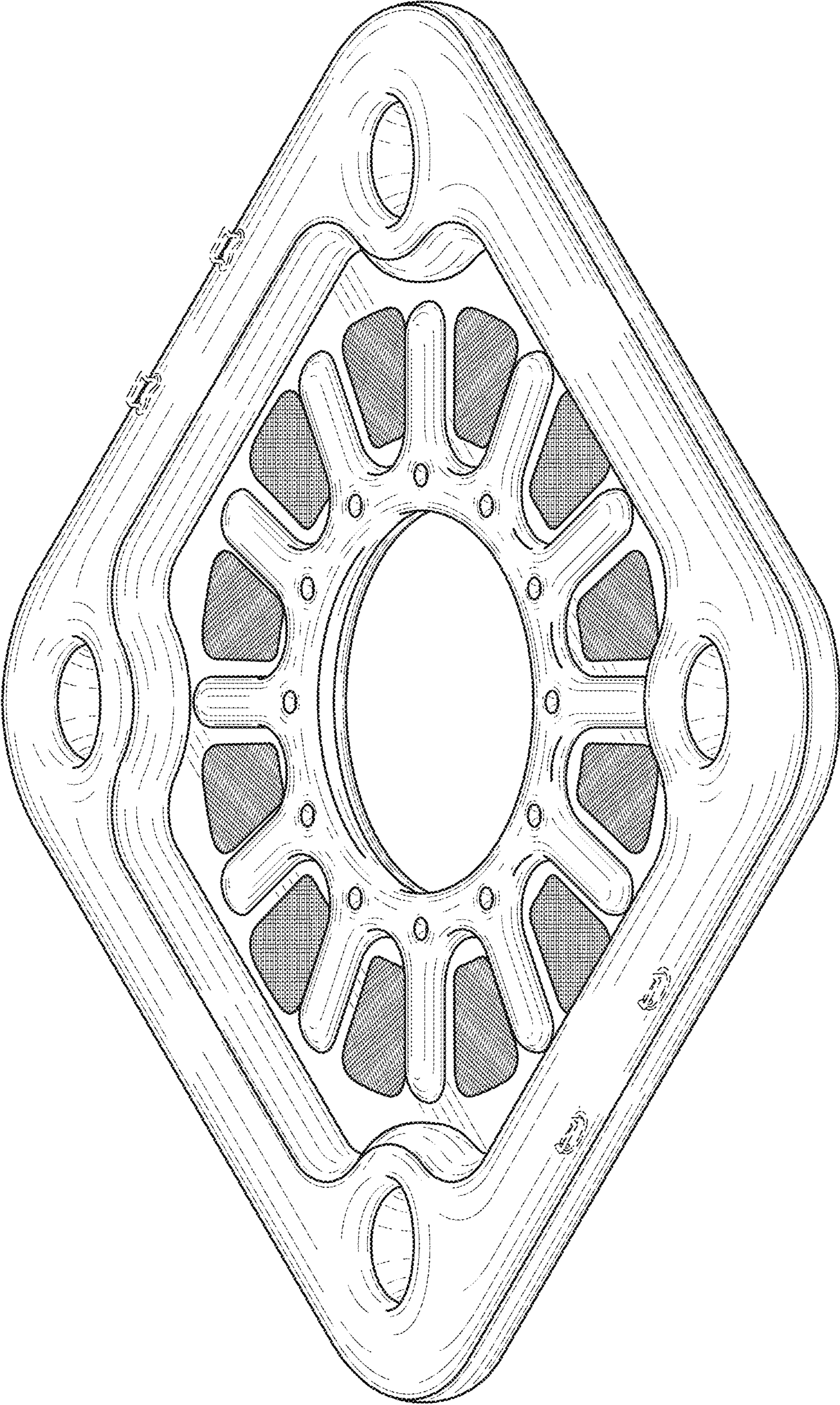


FIG. 1

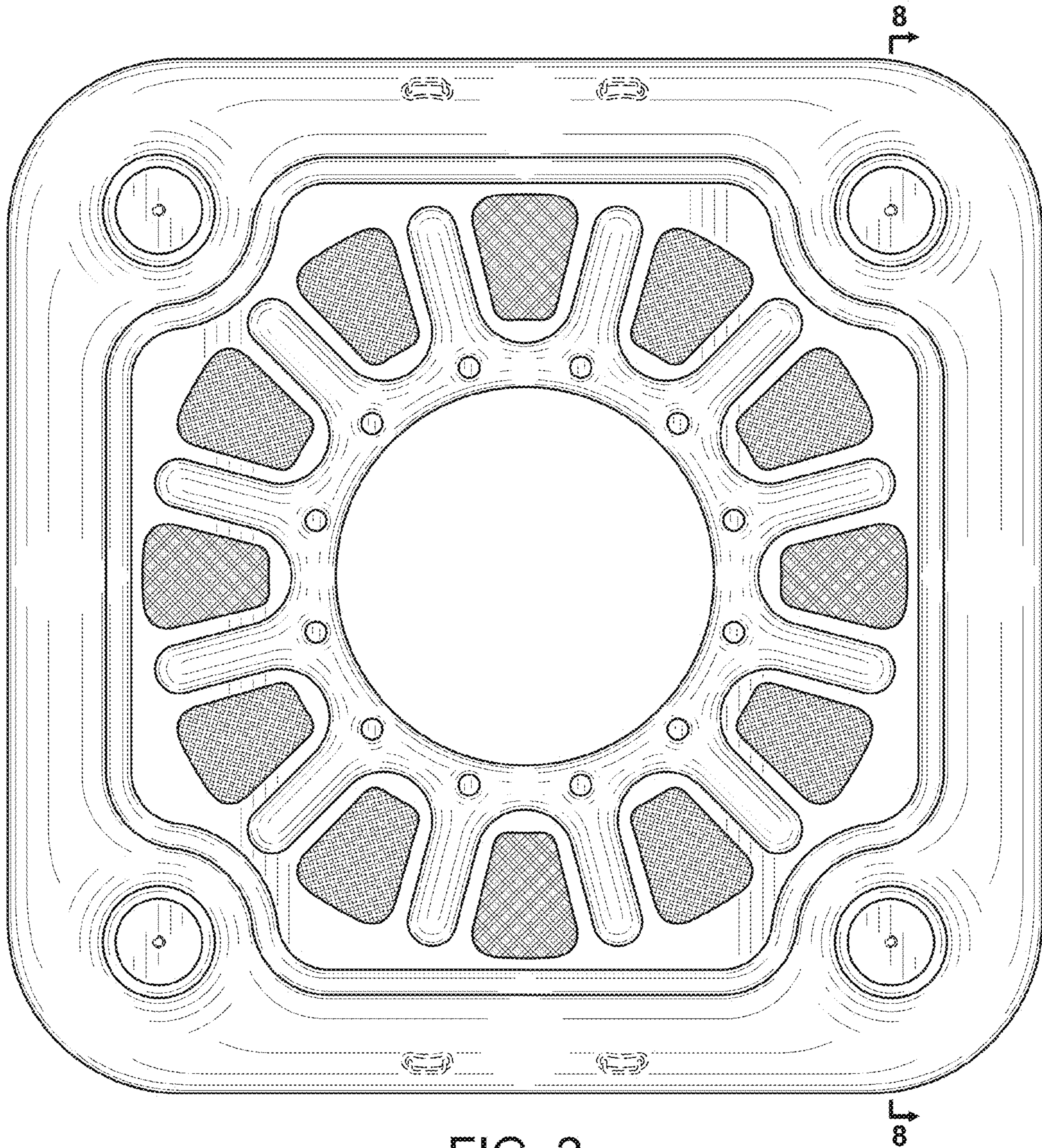


FIG. 2

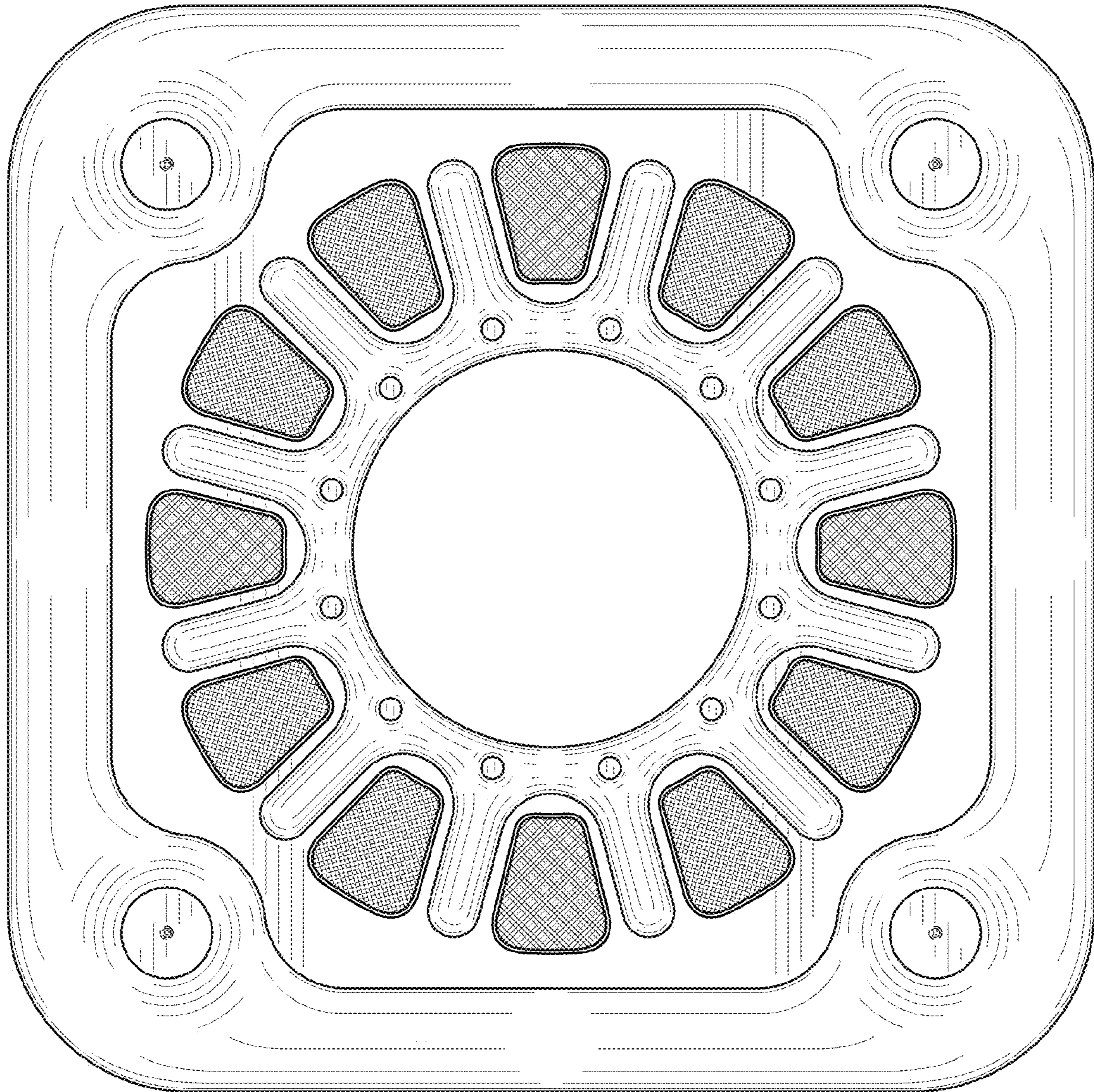


FIG. 3




FIG. 4

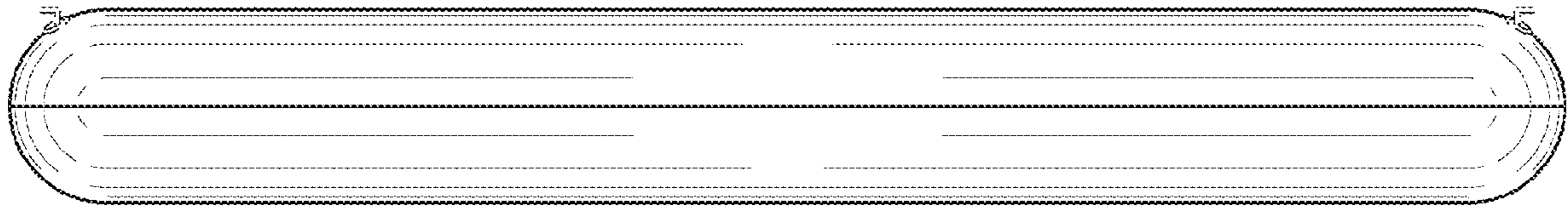


FIG. 5




FIG. 6




FIG. 7




FIG. 8