



US00D979666S

(12) **United States Design Patent** (10) **Patent No.:** **US D979,666 S**
Zhang (45) **Date of Patent:** **** Feb. 28, 2023**

(54) **TOY WATER GUN**
(71) Applicant: **Haiping Zhang**, Shantou (CN)
(72) Inventor: **Haiping Zhang**, Shantou (CN)
(**) Term: **15 Years**

(21) Appl. No.: **29/830,687**
(22) Filed: **Mar. 15, 2022**

(30) **Foreign Application Priority Data**

Jan. 10, 2022 (CN) 202230012368.5

(51) **LOC (14) Cl.** **21-01**

(52) **U.S. Cl.**
USPC **D21/572**

(58) **Field of Classification Search**
USPC D21/333, 570, 572-575; D14/418;
D22/100, 103
CPC F41B 7/00; F41B 7/003; F41B 7/08; F41B
9/00; F41B 9/0078; F41B 9/0081; F41B
11/89; A63H 5/04
See application file for complete search history.

(56) **References Cited**

U.S. PATENT DOCUMENTS

D557,355 S 12/2007 Higuchi et al.
D646,281 S * 10/2011 Markowitz D21/333
D655,765 S 3/2012 Johnson et al.
D660,921 S 5/2012 Johnson et al.
D693,811 S * 11/2013 Augustin, Jr. D14/418
D729,880 S * 5/2015 Nichols D21/573
D908,816 S * 1/2021 Cheng D21/573

D947,291 S * 3/2022 Wu D21/573
D948,634 S * 4/2022 Lin D21/573
D958,263 S * 7/2022 Li D21/573
D963,763 S * 9/2022 Lin D21/573
D964,483 S * 9/2022 Xu D21/573
D967,906 S * 10/2022 Chen D21/573

* cited by examiner

Primary Examiner — Cynthia M. Chin

(74) *Attorney, Agent, or Firm* — Rumit R. Kanakia

(57) **CLAIM**


The ornamental design for a toy water gun, as shown and described.

DESCRIPTION

FIG. 1 is a first perspective view of a toy water gun showing my new design;
FIG. 2 is a second perspective view thereof;
FIG. 3 is a front view thereof;
FIG. 4 is a back view thereof;
FIG. 5 is a left side view thereof;
FIG. 6 is a right side view thereof;
FIG. 7 is a top view thereof; and,
FIG. 8 is a bottom view thereof.

Any broken lines represent boundaries of the claimed design. The areas bound in broken lines and shown in half-tone de-emphasized shading illustrates portions of the toy water gun that form no part of the claimed design. Neither the broken lines themselves nor the de-emphasized areas contained within the broken lines form any part of the claimed design.

1 Claim, 8 Drawing Sheets






FIG. 1




FIG. 2




FIG. 3




FIG. 4




FIG. 5




FIG. 6




FIG. 7




FIG. 8