



US00D979641S

(12) **United States Design Patent**  
**Wang**

(10) **Patent No.:** **US D979,641 S**  
(45) **Date of Patent:** **\*\* Feb. 28, 2023**

(54) **HANDPAN DRUM**

(71) Applicant: **Daowen Wang**, Guangdong (CN)

(72) Inventor: **Daowen Wang**, Guangdong (CN)

(\*\*) Term: **15 Years**

(21) Appl. No.: **29/777,192**

(22) Filed: **Apr. 3, 2021**

(51) **LOC (14) Cl.** ..... **17-04**

(52) **U.S. Cl.**  
USPC ..... **D17/22**

(58) **Field of Classification Search**

USPC ..... D17/22, 99; D21/405

CPC ..... G10D 13/00; G10D 13/01; G10D 13/02;

G10D 13/03; G10D 13/063; G10D

13/065; G10D 13/08; G10D 13/10; G10D

13/14; G10D 13/20; G10D 99/00

See application file for complete search history.

(56) **References Cited**

**U.S. PATENT DOCUMENTS**

D885,478 S *	5/2020	Chen	.....	D17/22
D908,168 S *	1/2021	Chen	.....	D17/22
D915,501 S *	4/2021	Yang	.....	D17/22
D930,068 S *	9/2021	Kang	.....	D17/22
D941,386 S *	1/2022	Chen	.....	D17/22
D943,659 S *	2/2022	Yang	.....	D17/22
D961,666 S *	8/2022	Wang	.....	D17/22
D961,667 S *	8/2022	Wang	.....	D17/22

**FOREIGN PATENT DOCUMENTS**

WO WO-2017162203 A1 \* 9/2017

**OTHER PUBLICATIONS**

Amazon.com. [https://www.amazon.com/Percussion-Instrument-Musical-Meditation-Birthday/dp/B0936MQKPB/ref=sr\\_1\\_51\\_sspa?crid=DZM5WEVKCG4Z&keywords=lotus+steel+tongue+drum&qid=1663010139&prefix=lotus+steel+tongue+drum%2Caps%2C61&sr=8-51-spons&psc=1&smid=A1SRXV0C464R](https://www.amazon.com/Percussion-Instrument-Musical-Meditation-Birthday/dp/B0936MQKPB/ref=sr_1_51_sspa?crid=DZM5WEVKCG4Z&keywords=lotus+steel+tongue+drum&qid=1663010139&prefix=lotus+steel+tongue+drum%2Caps%2C61&sr=8-51-spons&psc=1&smid=A1SRXV0C464R). "Steel Drum". Apr. 22, 2021 (Year: 2021).\*

\* cited by examiner

*Primary Examiner* — R. Johnson

(57) **CLAIM**

The ornamental design for a handpan drum, as shown and described.

**DESCRIPTION**

FIG. 1 is a perspective view of a handpan drum showing my new design;

FIG. 2 is a front view thereof;

FIG. 3 is a back view thereof;



FIG. 4 is a left side view thereof;

FIG. 5 is a right side view thereof;

FIG. 6 is a top view thereof; and,

FIG. 7 is a bottom view thereof.

**1 Claim, 7 Drawing Sheets**



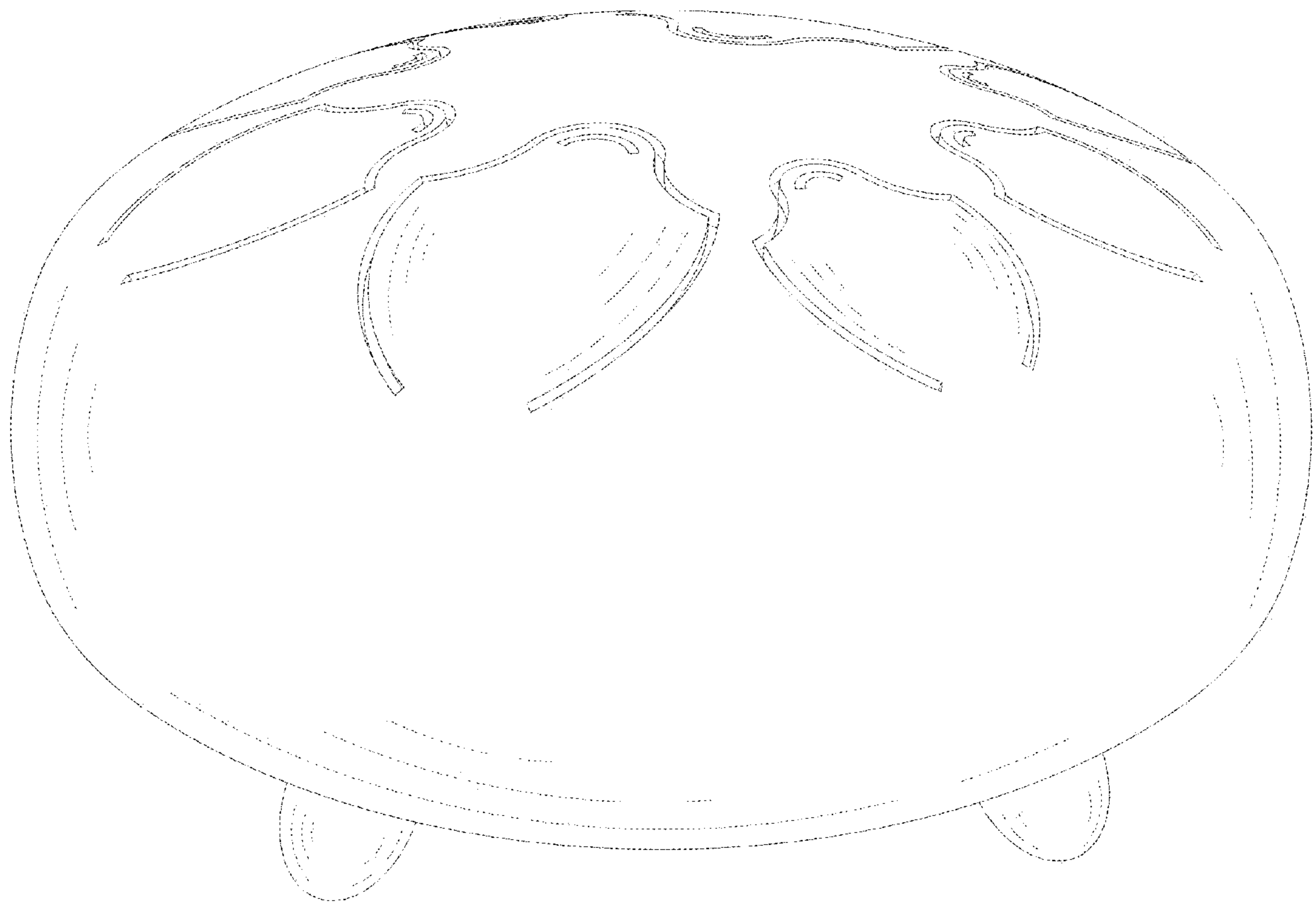


FIG. 1

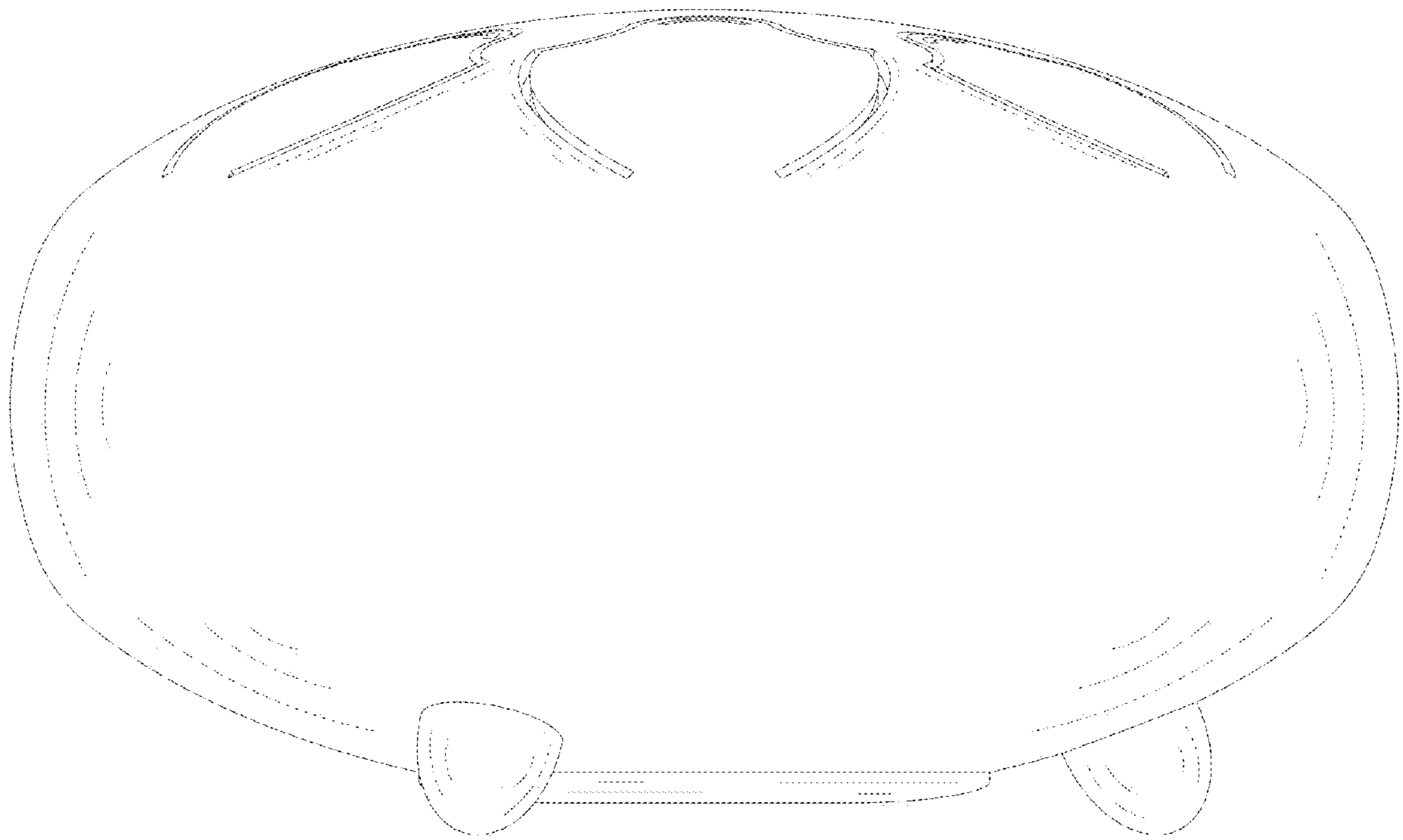


FIG.2

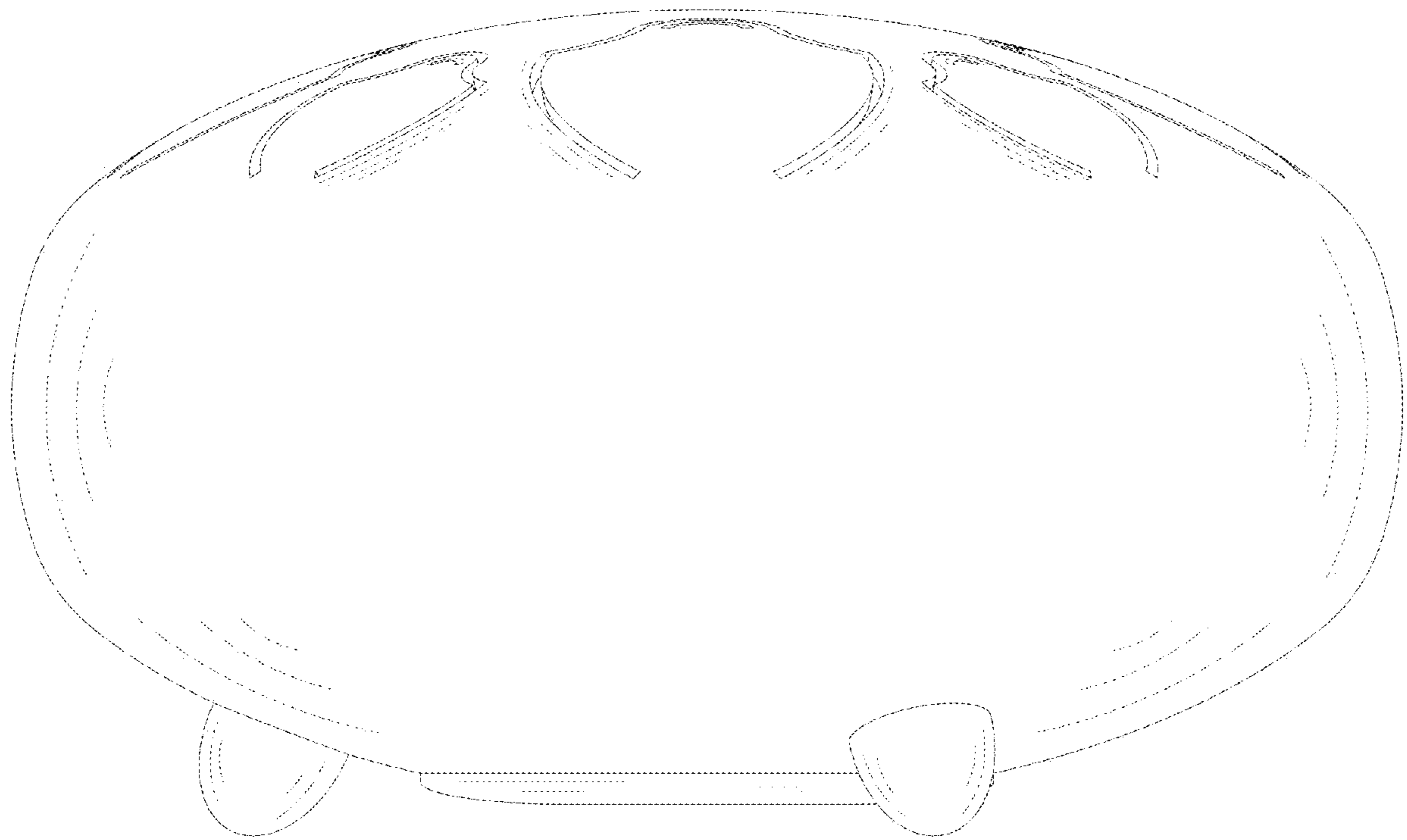


FIG. 3

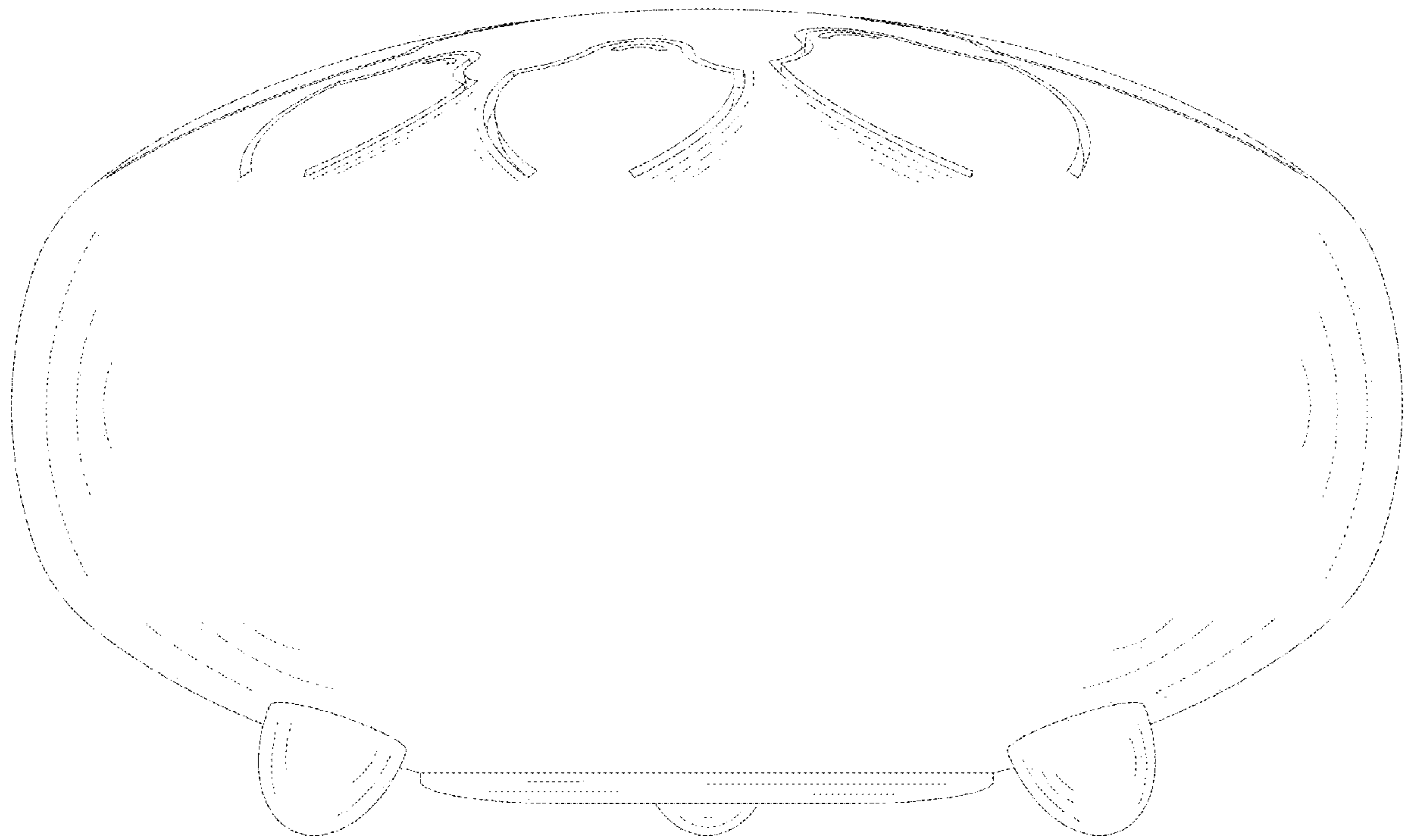


FIG. 4

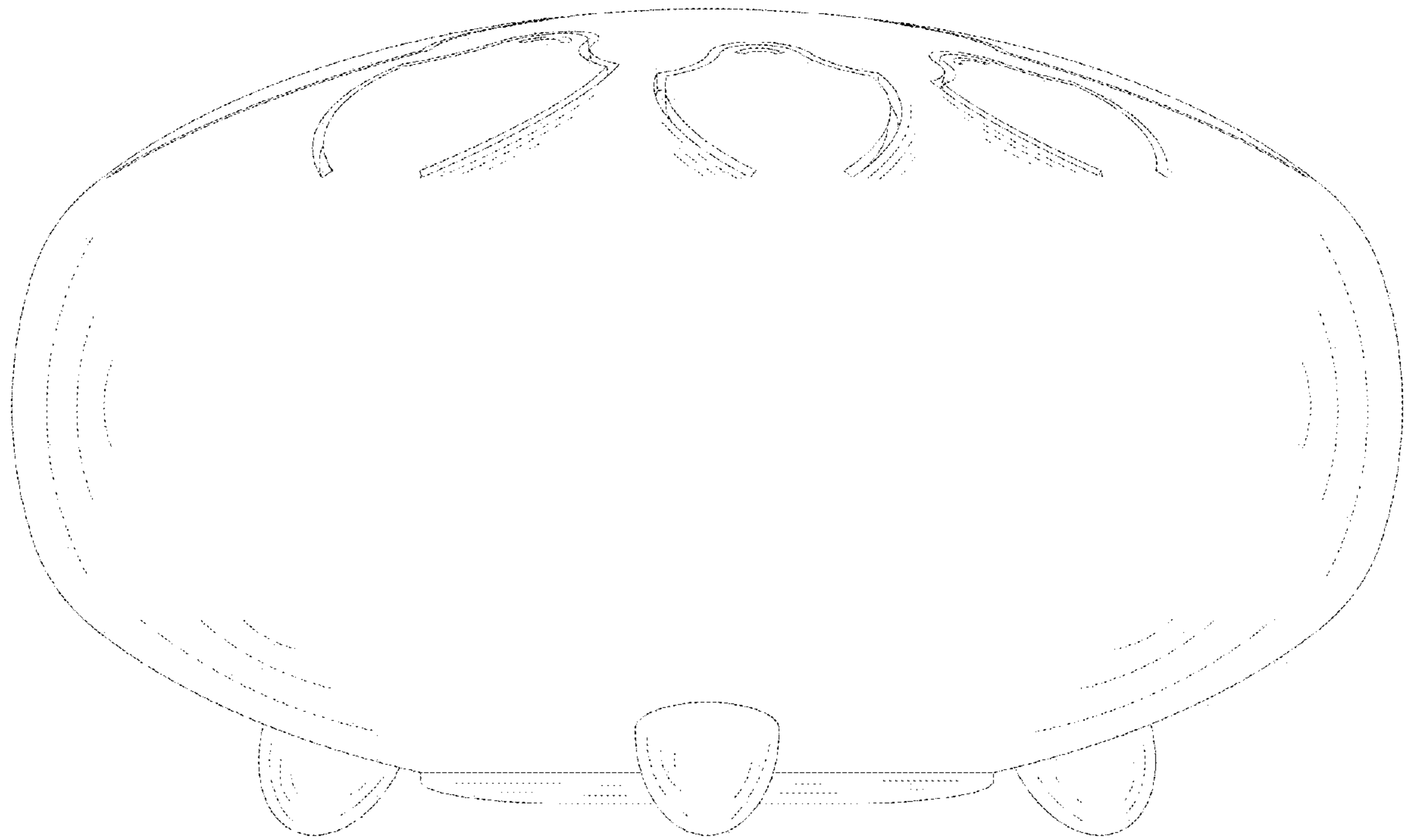


FIG. 5



FIG.6

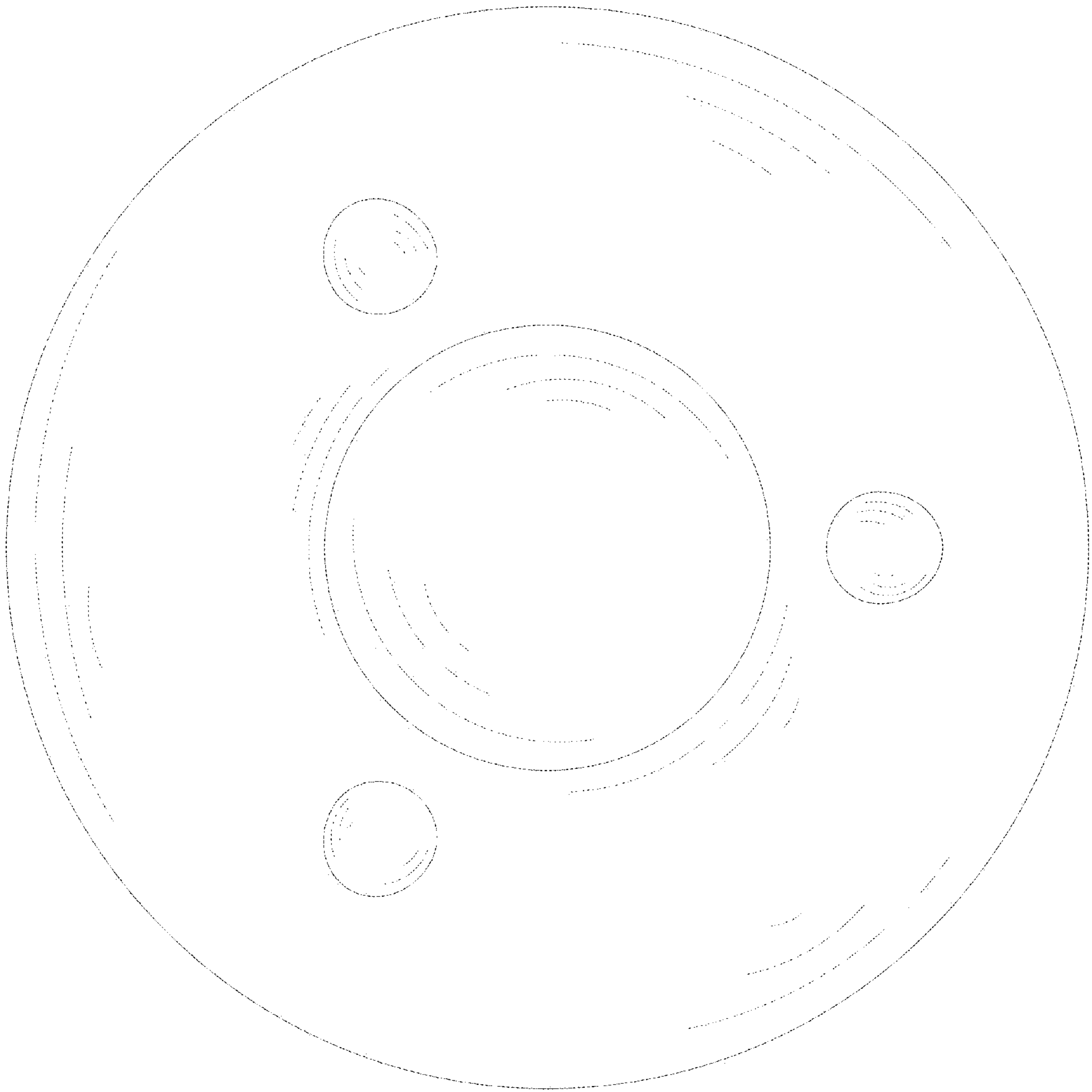


FIG. 7