



US00D979616S

(12) **United States Design Patent**  
**Ferraro et al.**

(10) **Patent No.:** **US D979,616 S**  
(45) **Date of Patent:** **\*\* Feb. 28, 2023**

(54) **WIRE ELECTRIC DISCHARGE MACHINE**

(71) Applicant: **Agie Charmilles SA**, Losone (CH)

(72) Inventors: **Fabio Ferraro**, Ascona (CH); **Silvio Consentino**, Vinovo (IT)

(73) Assignee: **AGIE CHARMILLES SA**, Losone (CH)

(\*\*) Term: **15 Years**

(21) Appl. No.: **29/743,487**

(22) Filed: **Jul. 22, 2020**

**Related U.S. Application Data**

(62) Division of application No. 35/507,258, filed on Feb. 13, 2019 (U.S. filing date under 35 U.S.C. 384), and (Continued)

(51) **LOC (14) Cl.** ..... **15-09**

(52) **U.S. Cl.**  
USPC ..... **D15/131**; D15/127; D15/122

(58) **Field of Classification Search**  
USPC ..... D15/150, 130, 127, 126, 124, 122, 199, D15/123, 131, 145; D8/57, 53  
CPC ..... Y10T 409/30392; Y10T 29/5128; Y10T 74/2193; Y10T 82/10; A21B 1/48; A21B 1/02; B23B 3/06; B23B 3/08; B23B 2215/08; B23B 2231/30; B23B 2231/50; B23B 2250/04; B23B 2260/088; B23B 2270/205; B23B 29/03435; B23B 31/1173; B23B 31/1175; B23B 31/1177; B23B 31/16287; B23B 31/266; B23B 31/40; B23B 31/4073; B23B 31/42; B23B 39/02; B23B 41/00; B23B 5/162; B23B 5/163; B23B 5/168; B23C 1/002; B23C 1/06; B23C 1/12; B23C 1/04; B23C 1/20; B23C 2270/08; B23C 3/00; B23C 3/13; B23C 3/14; B23C 3/30; B23C 3/007; B23C 3/122; B23C 5/06; B23C 5/20; B23C 5/08; B23C 5/26; B23C 2215/085;

B23C 2215/52; B23C 2220/12; B23C 2220/366; B23C 2255/08; B23C 2270/06; B23C 9/00; B23C 9/005; B23Q 1/01; B23Q 1/012; B23Q 1/015; B23Q 1/25; B23Q 1/44; B23Q 1/46; B23Q 1/4852; B23Q 1/5412; B23Q 1/621; B23Q 1/74; B23Q 39/024; B23Q 3/15706; B23Q 3/06; B23Q 3/12; B23Q 3/15503; B23Q 3/1552; B23Q 3/15536; B23Q 3/15553; B23Q 3/15713; B23Q 3/15722; B23Q 3/15724; B23Q 7/047; B23Q 7/00; B23Q 7/043; B23Q 7/10; B23Q 2039/002; B23Q 2039/004; B23Q 2039/006; B23Q (Continued)

(56) **References Cited**

U.S. PATENT DOCUMENTS

D388,103 S \* 12/1997 Gotou ..... D15/127  
D567,263 S \* 4/2008 Sugihara ..... D15/122  
(Continued)

*Primary Examiner* — Nathaniel D. Buckner  
(74) *Attorney, Agent, or Firm* — Leydig, Voit & Mayer, Ltd.

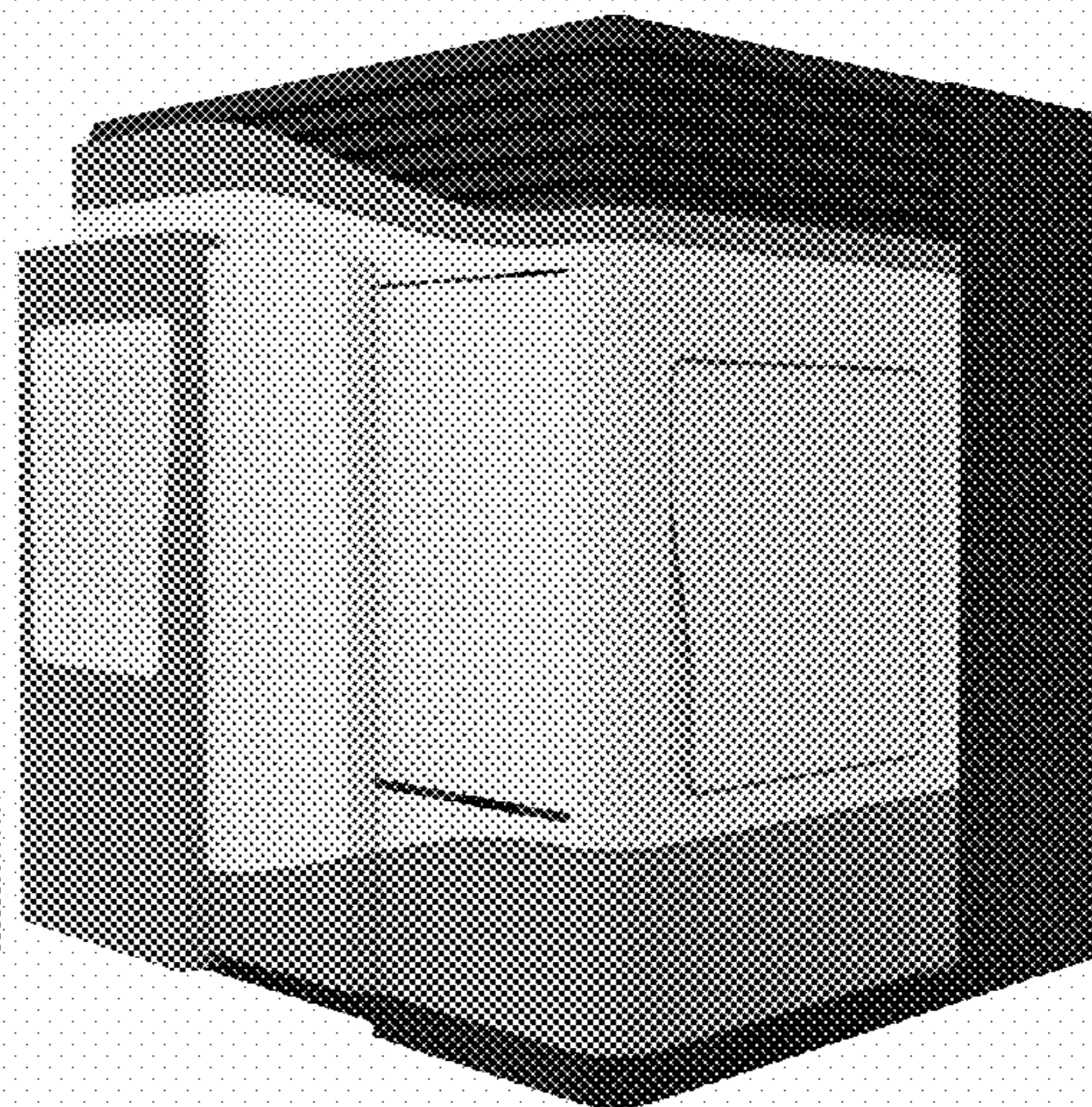
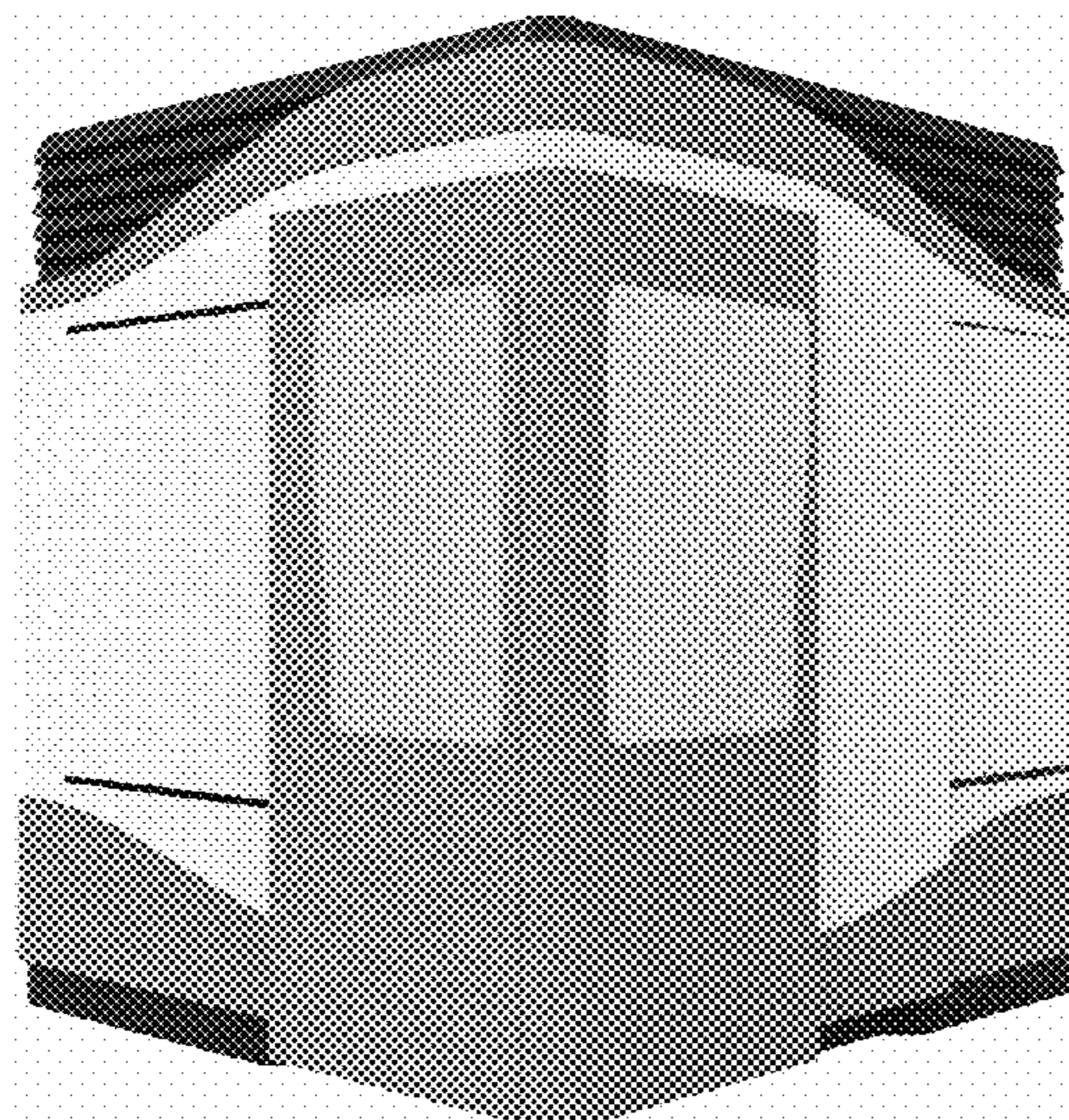
(57) **CLAIM**

The ornamental design for a wire electric discharge machine, as shown and described.

**DESCRIPTION**

FIG. 1 is a front view of a wire electric discharge machine showing my new design;  
FIG. 2 is a right side view thereof;  
FIG. 3 is a left side view thereof;  
FIG. 4 is a front-left perspective view thereof; and,  
FIG. 5 is a front-right perspective view thereof.  
The top, bottom and rear views of the wire electric discharge machine are not visible during normal use and form no part of the claimed design.

**1 Claim, 5 Drawing Sheets**



**Related U.S. Application Data**

having an international filing date of Feb. 13, 2019,  
now Pat. No. Des. 905,139.

(58) **Field of Classification Search**

CPC ..... 3/062; B23Q 3/154; B23Q 3/1543; B23Q  
3/15733; B23Q 11/001; B23Q 11/0035;  
B23Q 11/08; B23Q 11/0883; B23Q  
11/0891; B23Q 11/0825; B23Q 11/085;  
B23Q 17/007; B23Q 2005/005; B23Q  
2220/002; B23Q 2220/006; B23Q  
2703/10; B23Q 37/00; B23Q 39/00;  
B23Q 39/042; B23Q 5/10; B23Q 5/40;  
B23Q 9/0021; B23Q 9/02; B25B 11/002;  
B24B 23/08; B24B 9/007; B65D 19/38

See application file for complete search history.

(56) **References Cited**

U.S. PATENT DOCUMENTS

D620,508 S *	7/2010	Jacquet .....	D15/122
D627,375 S *	11/2010	Jacquet .....	D15/122
D726,789 S *	4/2015	Schmid .....	D15/122
D727,379 S *	4/2015	Mueller .....	D15/138
D736,839 S *	8/2015	Shimano .....	D15/127
D742,440 S *	11/2015	Lee .....	D15/127
D742,945 S *	11/2015	Lee .....	D15/127
D748,696 S *	2/2016	Lee .....	D15/127
D755,862 S *	5/2016	Lee .....	D15/127
D766,998 S *	9/2016	Kao .....	D15/122
D781,357 S *	3/2017	Inaba .....	D15/122

\* cited by examiner

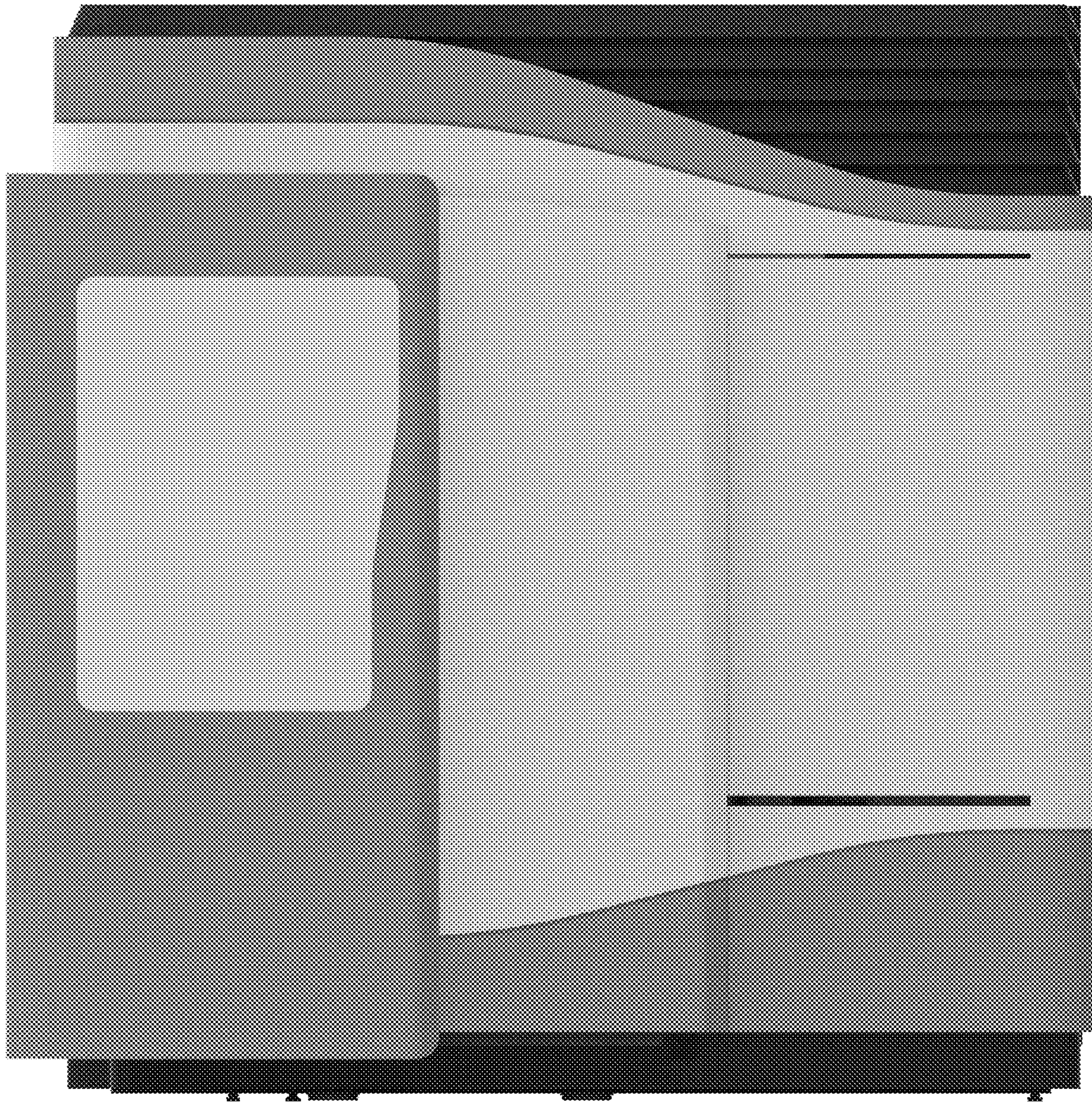


FIG. 1



FIG. 2

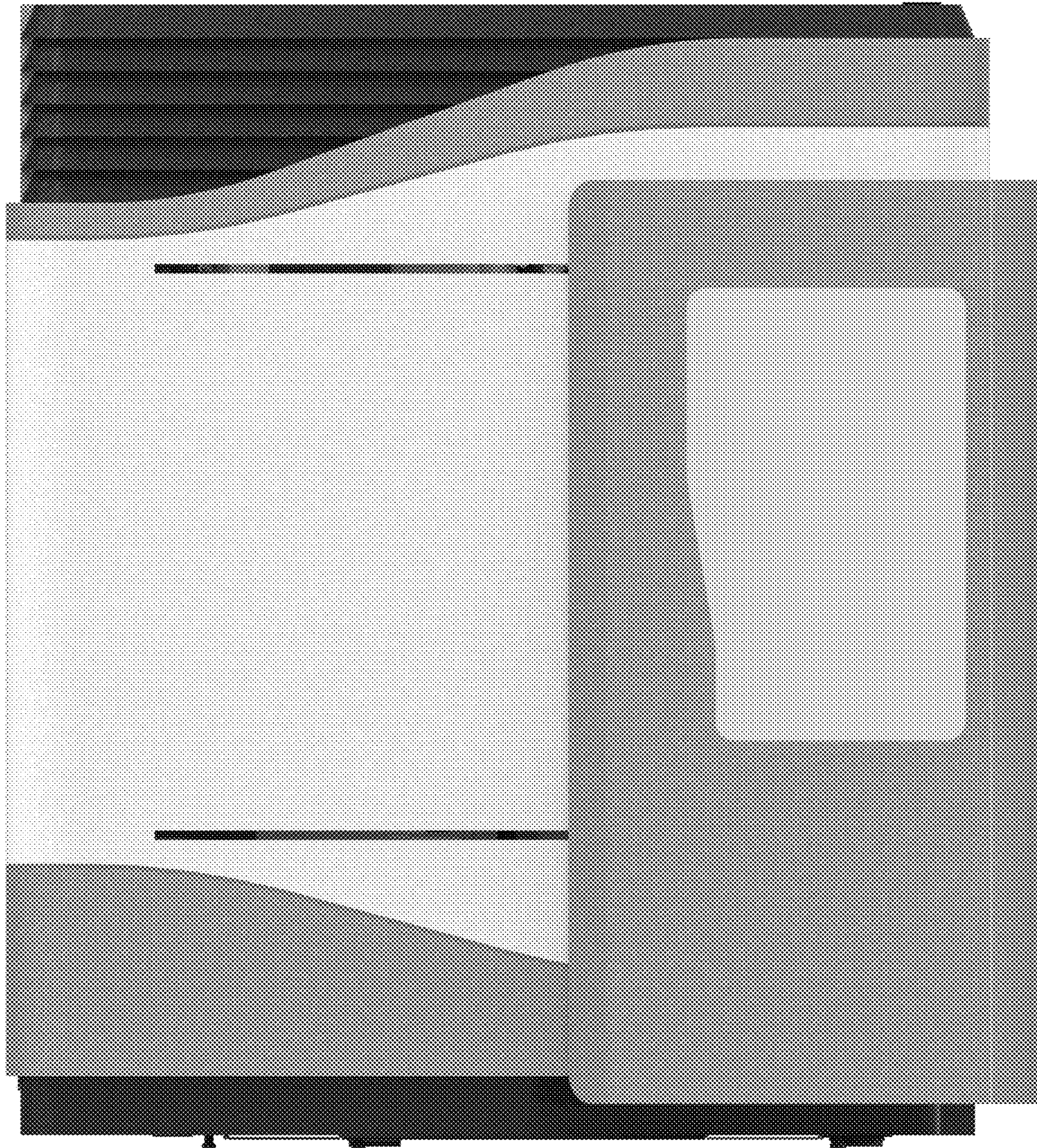


FIG. 3




FIG. 4




FIG. 5