

US00D979614S

(12) **United States Design Patent** (10) **Patent No.:** **US D979,614 S**
Livingston et al. (45) **Date of Patent:** **** Feb. 28, 2023**

(54) **SAMPLE PREPARATION MODULE**

- (71) Applicant: **Becton, Dickinson and Company**, Franklin Lakes, NJ (US)
- (72) Inventors: **Dwight Livingston**, Fallston, MD (US); **Michael T. VanSickler**, Columbia, MD (US); **Christopher John Murray**, Philadelphia, PA (US); **John Depler Coleman**, Philadelphia, PA (US); **Mathieu Dominic Turpault**, Philadelphia, PA (US)
- (73) Assignee: **Becton, Dickinson and Company**, Franklin Lakes, NJ (US)

- (**) Term: **15 Years**
- (21) Appl. No.: **29/703,722**
- (22) Filed: **Aug. 29, 2019**

Related U.S. Application Data

- (62) Division of application No. 29/594,016, filed on Feb. 15, 2017, now Pat. No. Des. 870,910.
- (51) **LOC (14) Cl.** **15-09**
- (52) **U.S. Cl.**
USPC **D15/122**
- (58) **Field of Classification Search**
USPC D14/420-425; D15/122, 127, 135; D18/14, 19, 36-39, 50, 53, 54, 54.1, 55, D18/81
CPC B23K 26/10; B23K 26/38; B23K 26/08; B23K 26/0869; B23K 26/0876
See application file for complete search history.

(56) **References Cited**

U.S. PATENT DOCUMENTS

- D323,895 S 2/1992 Protzmann
- D336,479 S 6/1993 Shuji Shinagawa et al.
- D357,484 S 4/1995 Montague et al.

- D428,025 S * 7/2000 Miyake D15/127
- D491,272 S 6/2004 Alden et al.
- D515,707 S 2/2006 Shinohara et al.
- D557,295 S * 12/2007 Formanek D15/127
- D612,873 S * 3/2010 Spinelli D15/131
- D618,570 S 6/2010 Ihara
- D650,417 S 12/2011 Brown et al.

(Continued)

OTHER PUBLICATIONS

Livingston, Dwight, "Sample Preparation Module, Diagnostic Testing Module, and Machine Assembly," U.S. Appl. No. 29/703,739, filed Aug. 29, 2019.

(Continued)

Primary Examiner — Michael C Stout
Assistant Examiner — Fritzgerald L Butac
(74) *Attorney, Agent, or Firm* — Lerner, David, Littenberg, Krumholz & Mentlik, LLP

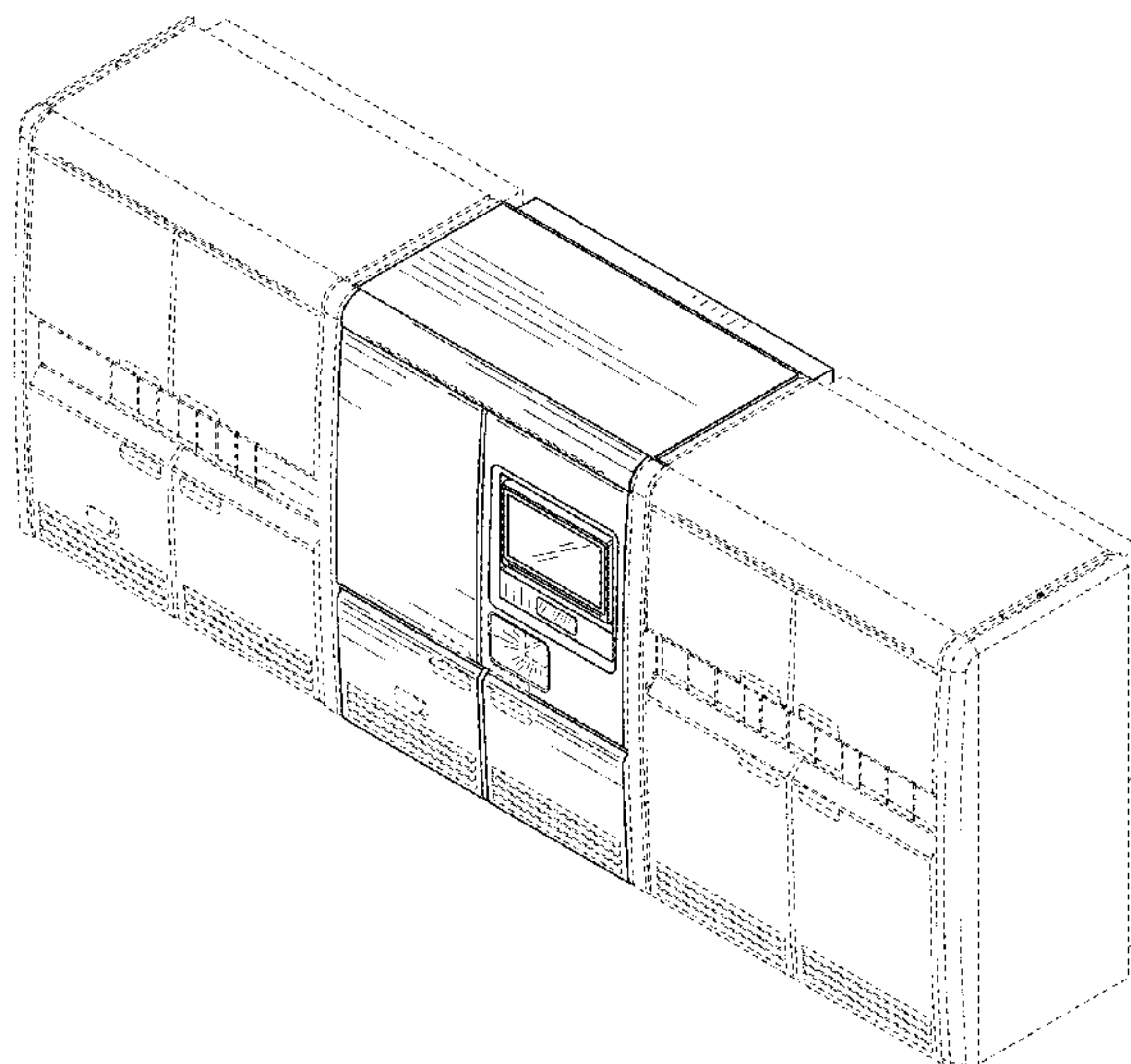
(57) **CLAIM**

The ornamental design for a sample preparation module, as shown and described.

DESCRIPTION

FIG. 1 is a front perspective view of a sample preparation module according to our design; FIG. 2 is a front elevational view thereof; FIG. 3 is a rear elevational view thereof; FIG. 4 is a right side elevational view thereof; FIG. 5 is a left side elevational view thereof; FIG. 6 is a top plan view thereof; and, FIG. 7 is a bottom plan view thereof. The broken lines within the claimed areas of FIGS. 2 and 3 illustrate portions of the sample preparation module that form no part of the claimed design. The remaining broken lines shown in the figures are for the purpose of illustrating environmental structure and form no part of the claimed design.

1 Claim, 5 Drawing Sheets



(56)

References Cited

U.S. PATENT DOCUMENTS

D652,947 S 1/2012 Philipak et al.
 D659,174 S 5/2012 Mueller
 D659,728 S * 5/2012 Mueller D15/122
 D663,040 S 7/2012 Oonuma et al.
 D664,570 S * 7/2012 Mueller D15/122
 D676,568 S 2/2013 Liu et al.
 D676,881 S * 2/2013 Mueller D15/127
 D676,882 S * 2/2013 Mueller D15/127
 D685,483 S 7/2013 LiCalzi
 D686,261 S 7/2013 Sunter et al.
 D686,262 S 7/2013 Sunter et al.
 D686,263 S 7/2013 Sunter et al.
 D690,330 S 9/2013 Tsuchiyama et al.
 D690,744 S * 10/2013 Koide D15/122
 D690,745 S 10/2013 Koide et al.
 D718,353 S * 11/2014 Kato D15/122
 D719,275 S 12/2014 Gutmann et al.
 D724,753 S 3/2015 Gutmann et al.
 D730,959 S 6/2015 Kirkland et al.
 D731,563 S 6/2015 Kirkland et al.
 D735,253 S 7/2015 Bausback
 D736,840 S 8/2015 Kirkland et al.
 D753,734 S 4/2016 Hanschen
 D755,861 S * 5/2016 Schönherr D15/122
 D759,738 S 6/2016 Schonherr et al.
 D762,748 S 8/2016 Schonherr et al.
 D777,049 S 1/2017 Barton et al.
 D778,329 S * 2/2017 Grobe D15/122
 D781,357 S 3/2017 Inaba et al.
 D788,617 S 6/2017 Barton et al.
 D794,099 S 8/2017 Gallo
 D800,000 S 10/2017 Barton et al.
 D802,156 S 11/2017 Barton et al.

D803,712 S 11/2017 Kurata
 D811,913 S 3/2018 Barton et al.
 D813,410 S 3/2018 LiCalzi et al.
 D816,738 S 5/2018 Kim
 D816,741 S 5/2018 Nicaise
 D822,724 S 7/2018 Hanschen
 D823,359 S 7/2018 Krebber
 D825,489 S 8/2018 Yoshida et al.
 D838,613 S 1/2019 Barton et al.
 D840,048 S 2/2019 Barton et al.
 D841,188 S 2/2019 Choudhary et al.
 D843,597 S 3/2019 Kurz-Ottenwaelder et al.
 D846,138 S 4/2019 Masuda et al.
 D846,139 S 4/2019 Masuda et al.
 D846,140 S 4/2019 Masuda et al.
 D848,019 S 5/2019 Barton et al.
 D850,955 S 6/2019 Barton et al.
 D857,536 S 8/2019 Zhang et al.
 D859,192 S 9/2019 Barton et al.
 D869,309 S 12/2019 Barton et al.
 D870,910 S 12/2019 Livingston et al.
 D876,259 S 2/2020 Barton et al.
 2019/0107547 A1 4/2019 VanSickler et al.
 2022/0146545 A1 * 5/2022 VanSickler G01N 35/1079

OTHER PUBLICATIONS

Livingston, Dwight, "Sample Preparation Module, Diagnostic Testing Module, and Machine Assembly," U.S. Appl. No. 29/703,740, filed Aug. 29, 2019.
 Livingston, Dwight, "Sample Preparation Module, Diagnostic Testing Module, and Machine Assembly," U.S. Appl. No. 29/703,752, filed Aug. 29, 2019.

* cited by examiner

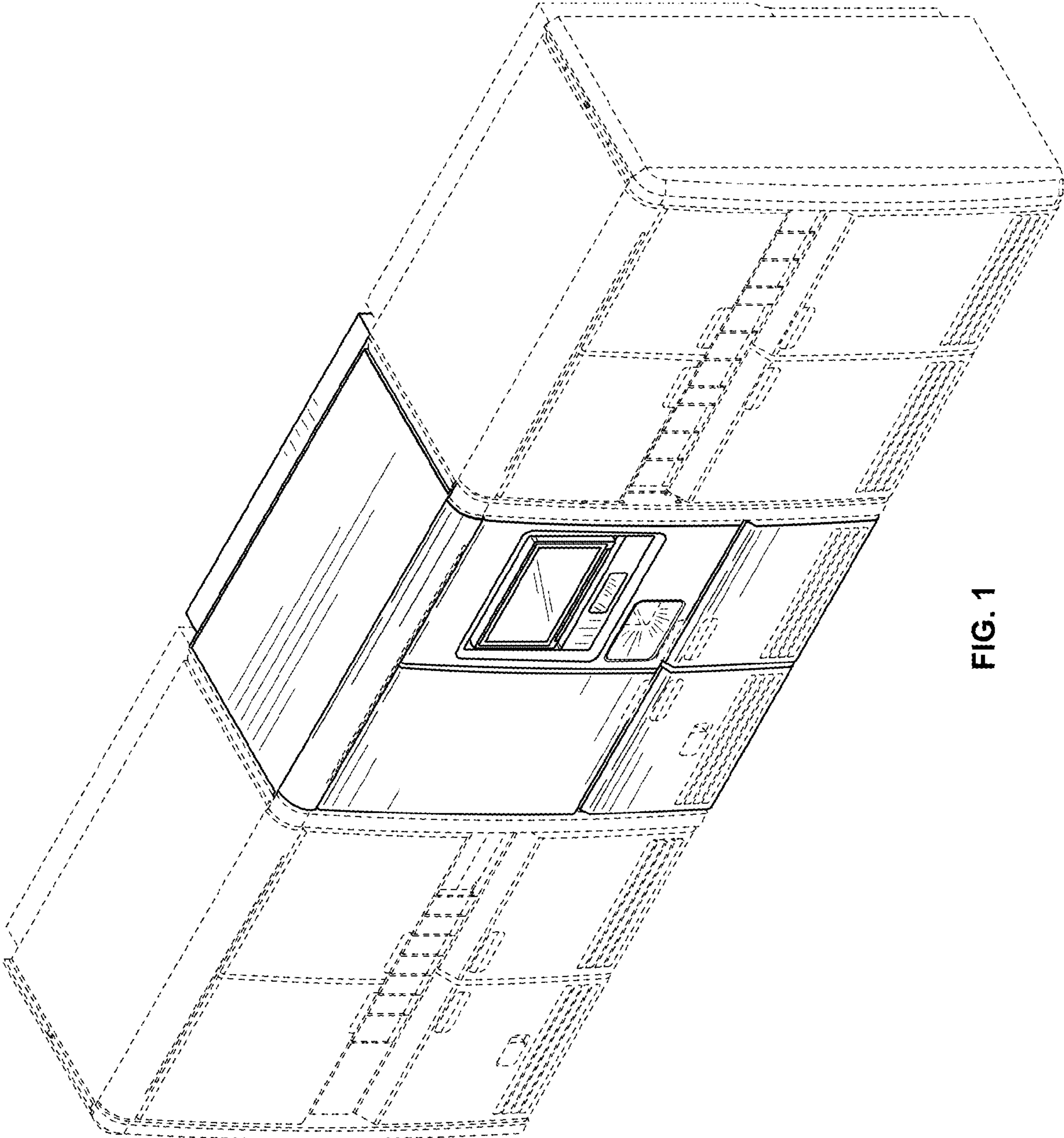


FIG. 1

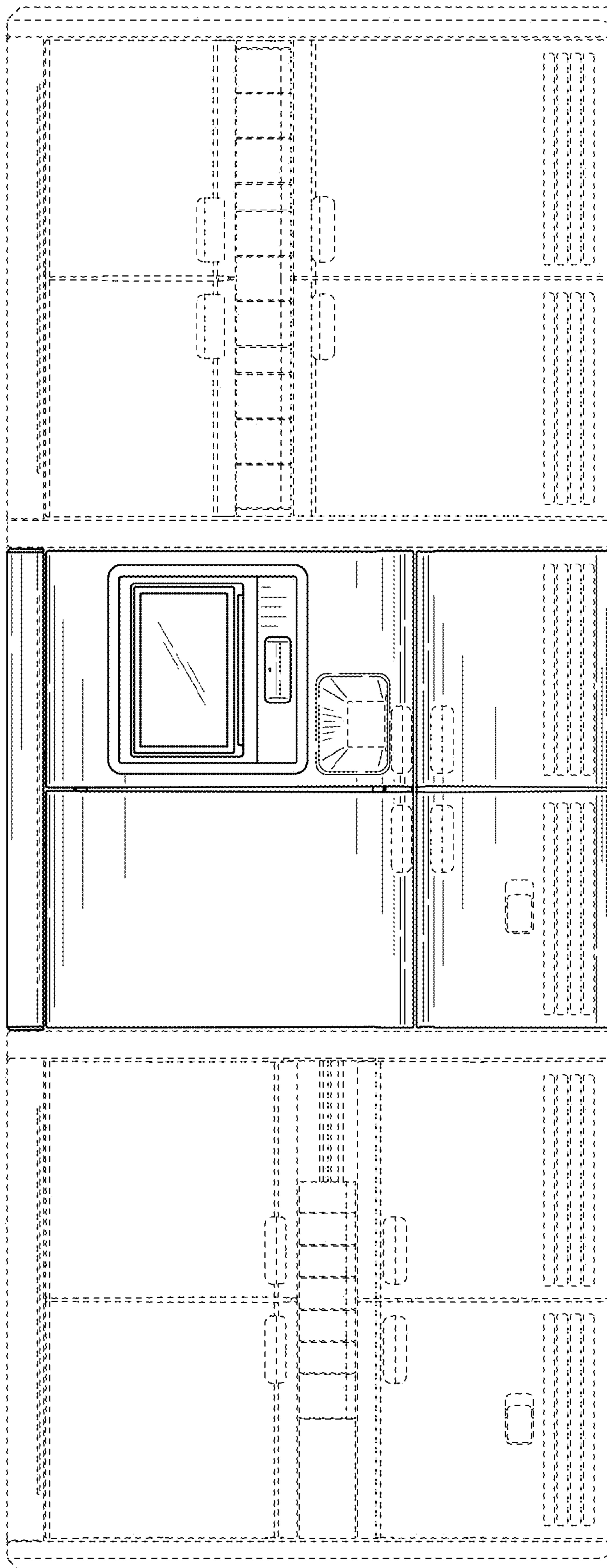


FIG. 2

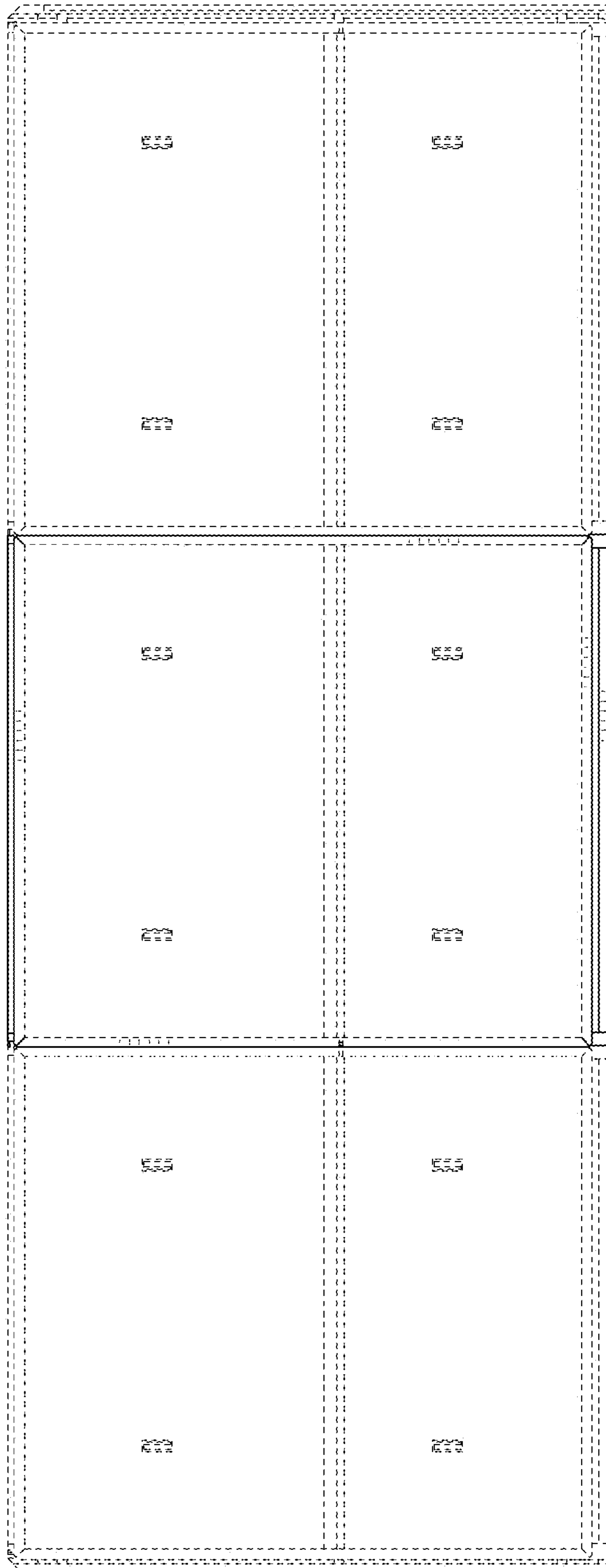


FIG. 3

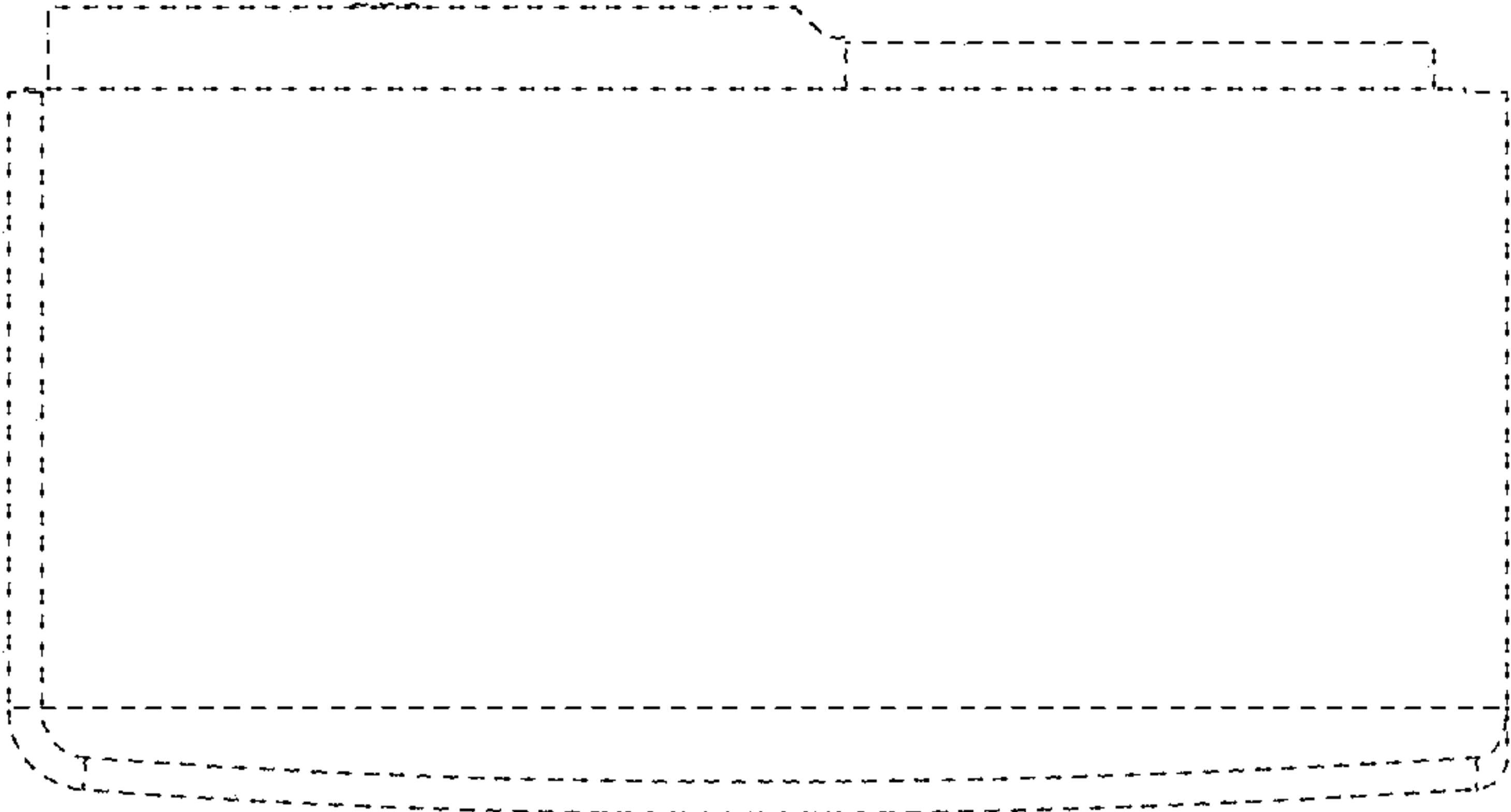


FIG. 5

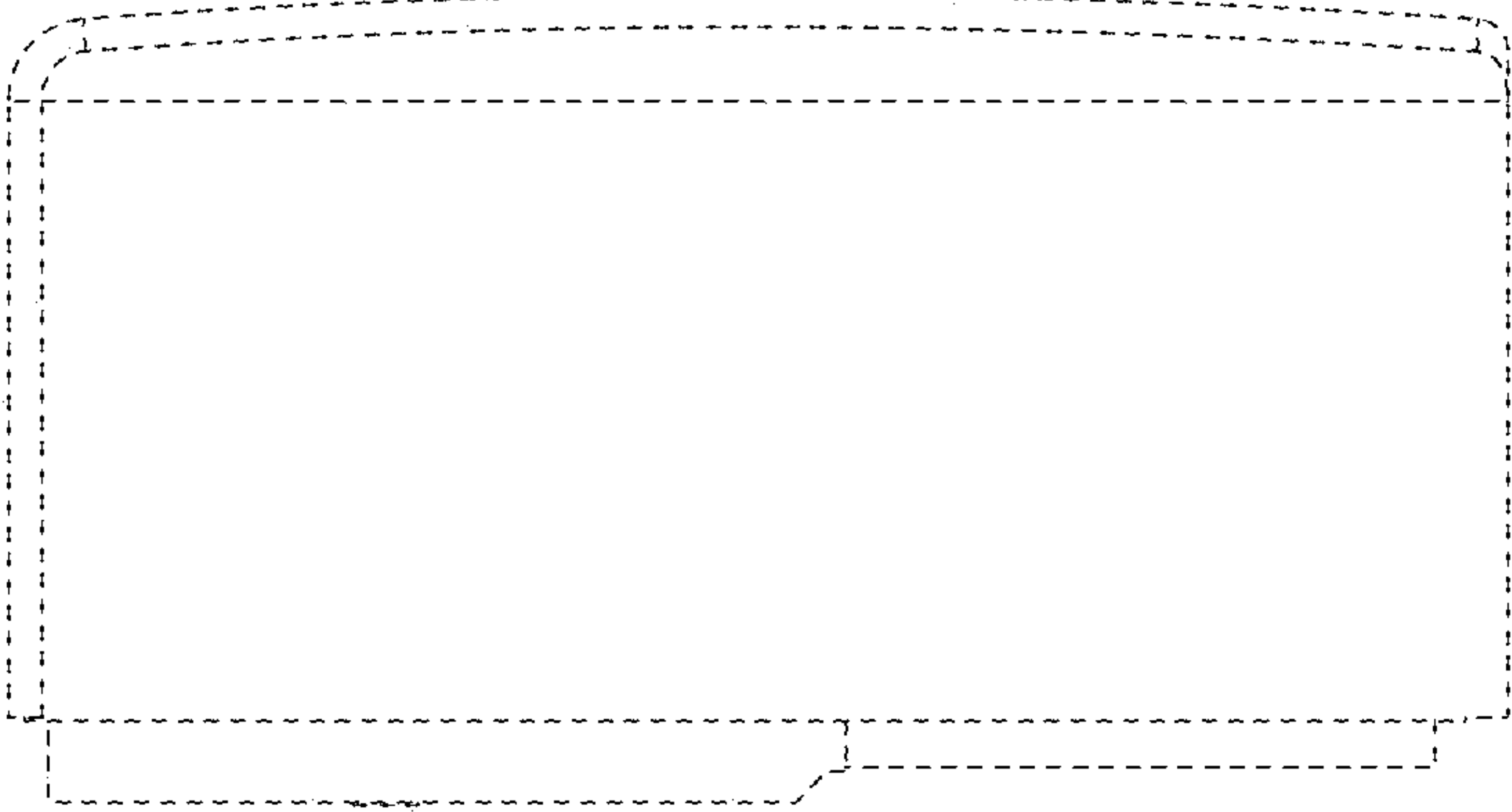


FIG. 4

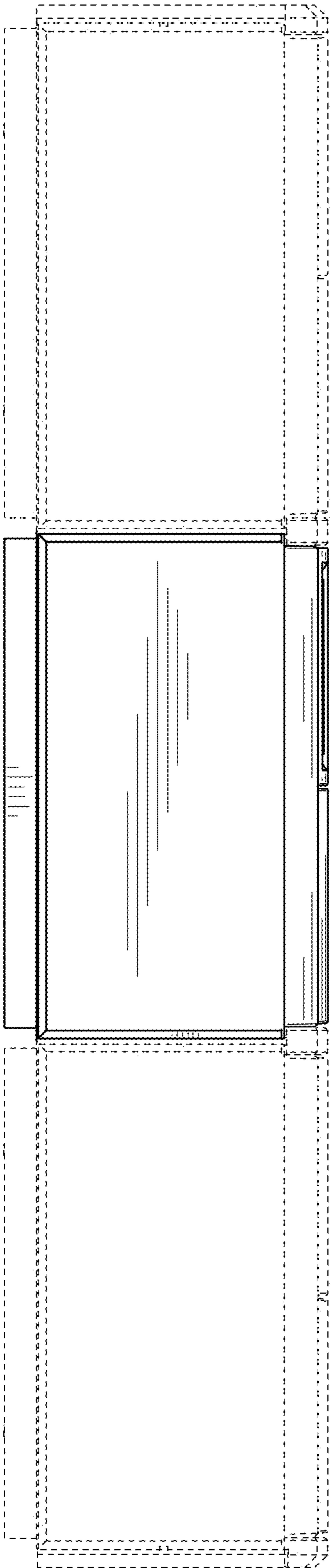


FIG. 6

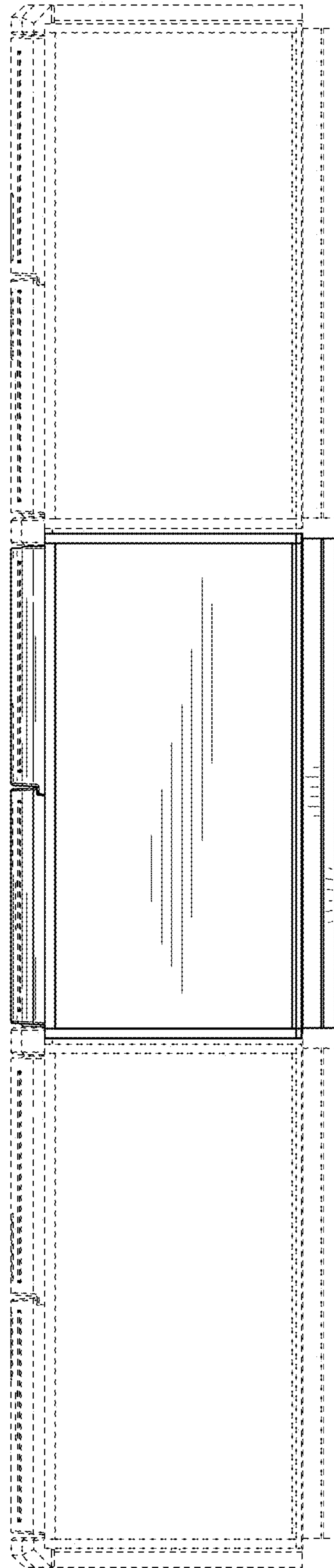


FIG. 7