



US00D979606S

(12) **United States Design Patent** (10) **Patent No.:** **US D979,606 S**
Peterson (45) **Date of Patent:** **** Feb. 28, 2023**

(54) **ENGINE ADAPTER**
(71) Applicant: **Doomsday Diesel, LLC**, Bellwood, NE (US)
(72) Inventor: **Joseph R. Peterson**, Bellwood, NE (US)
(73) Assignee: **Doomsday Diesel, LLC**, Bellwood, NE (US)

(**) Term: **15 Years**

(21) Appl. No.: **29/801,266**

(22) Filed: **Jul. 28, 2021**

(51) **LOC (14) Cl.** **15-01**

(52) **U.S. Cl.**
USPC **D15/5**

(58) **Field of Classification Search**
USPC D15/1, 5; D8/354, 382
CPC F16H 57/023; F16H 57/025; F16H 2057/02043

See application file for complete search history.

(56) **References Cited**

U.S. PATENT DOCUMENTS

3,772,938 A * 11/1973 Johnson F16H 57/025
123/195 A
5,203,441 A * 4/1993 Monette F02B 61/06
192/112
5,473,808 A * 12/1995 Winters, Sr. F02F 7/0073
74/606 R
5,524,508 A * 6/1996 Peters F02B 61/06
74/606 R

2008/0210050 A1* 9/2008 Prettyman F16H 57/025
74/606 R
2009/0023505 A1* 1/2009 Poskie F16H 57/025
464/147
2009/0078082 A1* 3/2009 Poskie B60K 17/00
74/606 R
2010/0326226 A1* 12/2010 Walston B60K 17/08
74/606 R
2016/0305534 A1* 10/2016 Collins F16H 57/025

FOREIGN PATENT DOCUMENTS

EP 1469233 A1 * 10/2004 B22D 25/02
EP 1469234 A1 * 10/2004 B22D 25/02

* cited by examiner

Primary Examiner — Calvin E Vansant
Assistant Examiner — Eidiol Ghigliotty Torres
(74) *Attorney, Agent, or Firm* — Suiter Swantz pc llo

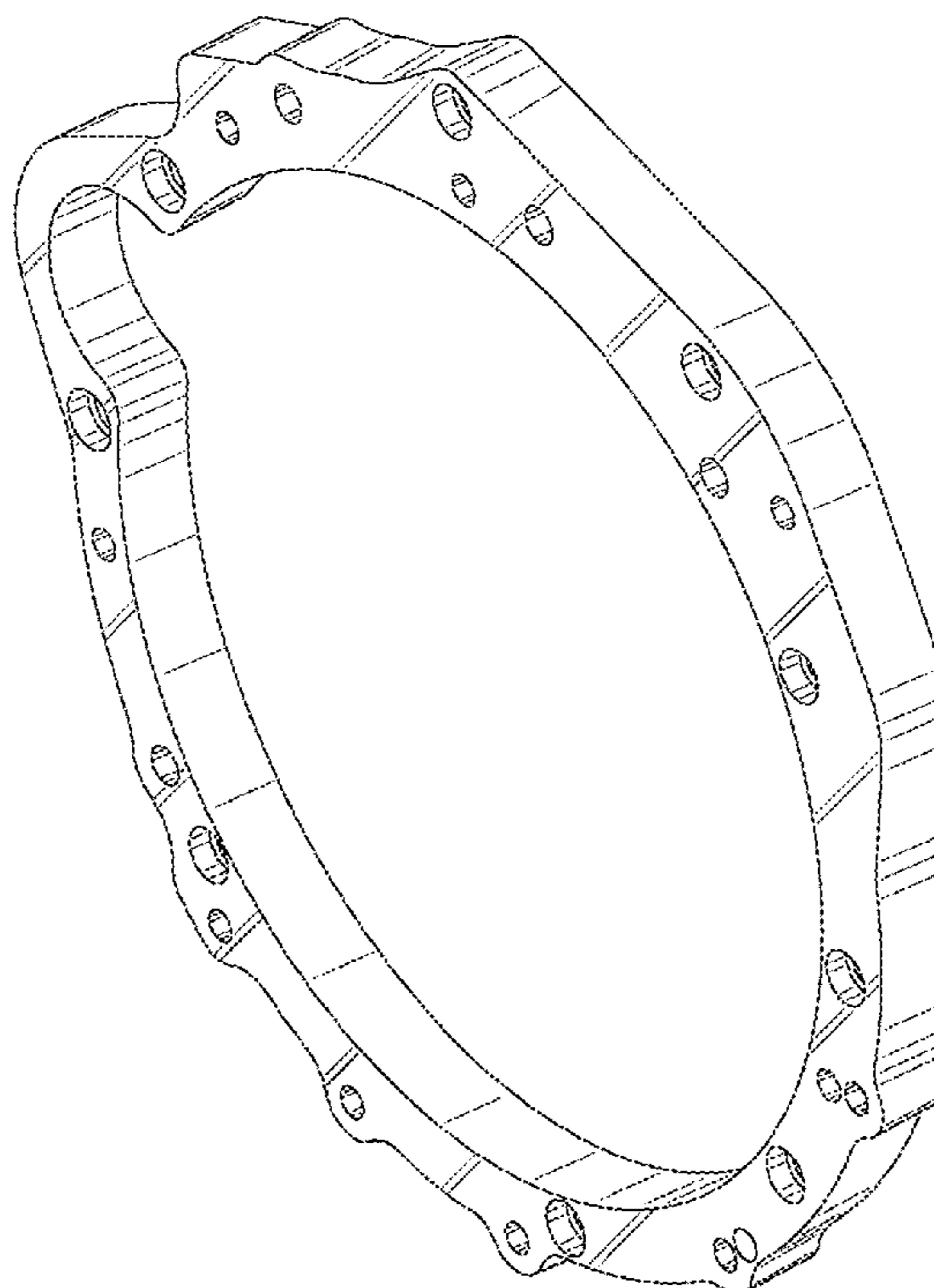
(57) **CLAIM**

The ornamental design for an engine adapter, as shown and described.

DESCRIPTION

FIG. 1 is a front perspective view of an engine adapter;
FIG. 2 is a rear perspective view of an engine adapter;
FIG. 3 is a front view of an engine adapter;
FIG. 4 is a rear view of an engine adapter;
FIG. 5 is a top view of an engine adapter;
FIG. 6 is a bottom view of an engine adapter;
FIG. 7 is a side view of an engine adapter; and,
FIG. 8 is a side view of an engine adapter.

1 Claim, 6 Drawing Sheets



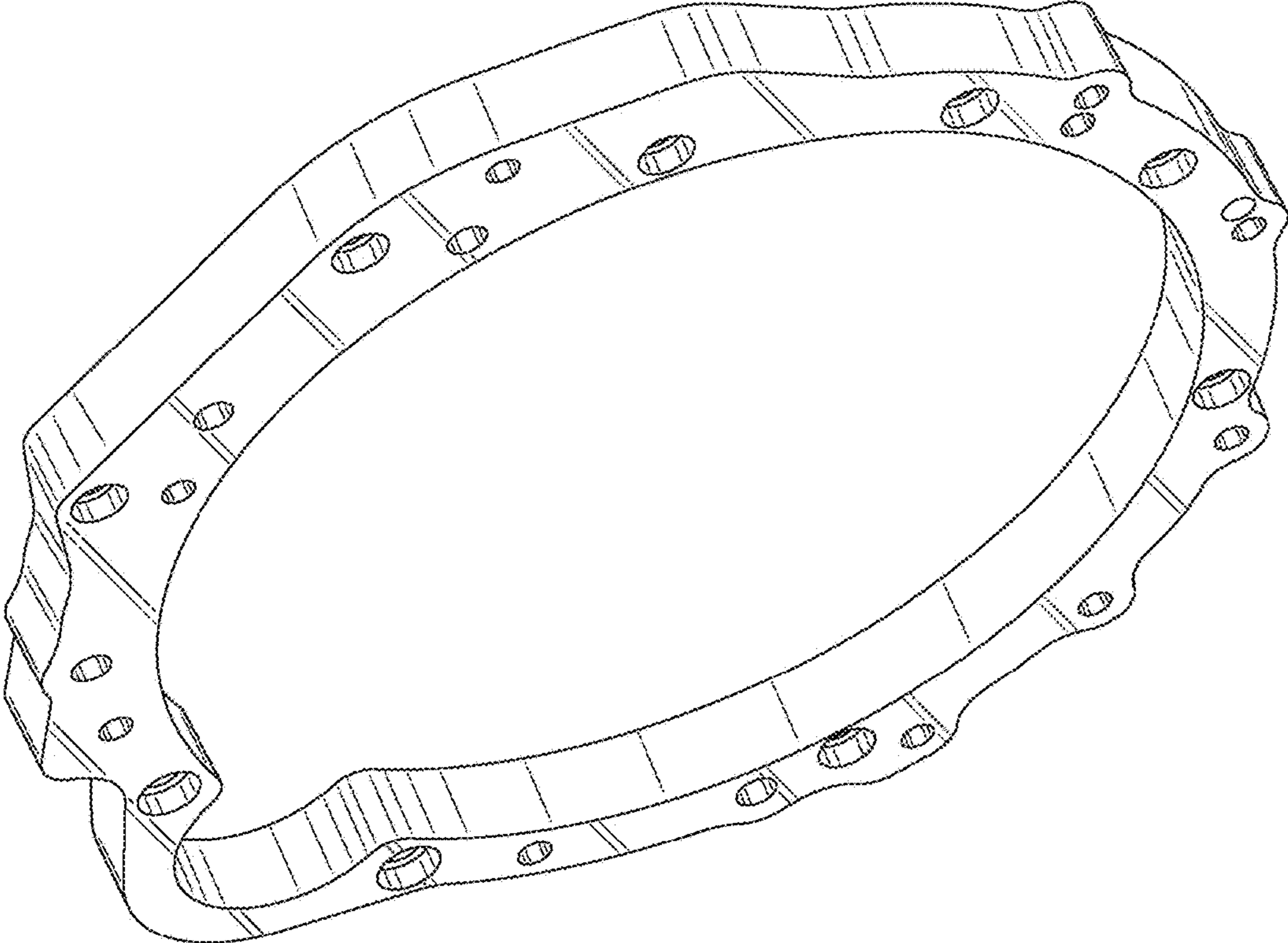


FIG.1

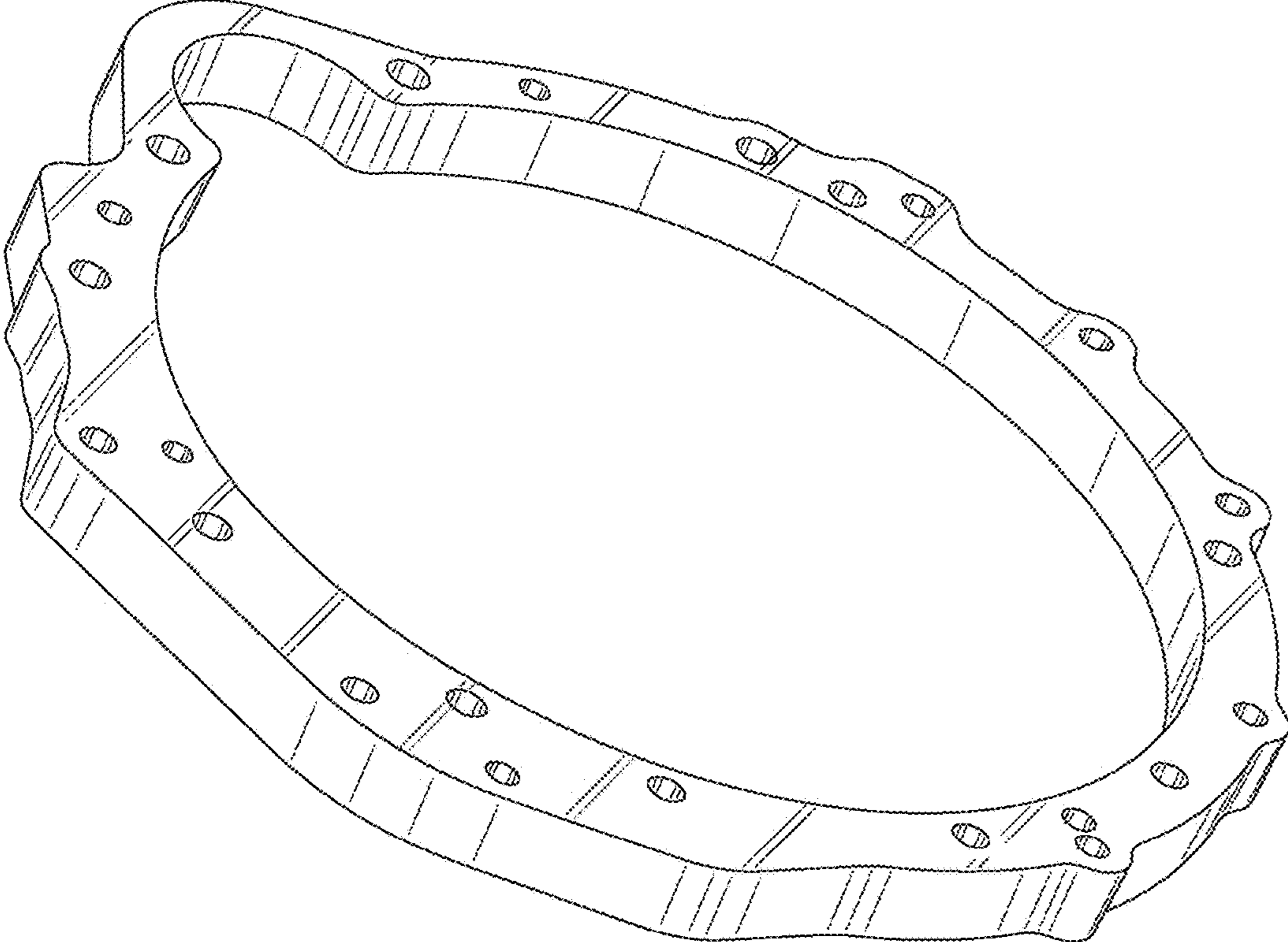


FIG.2

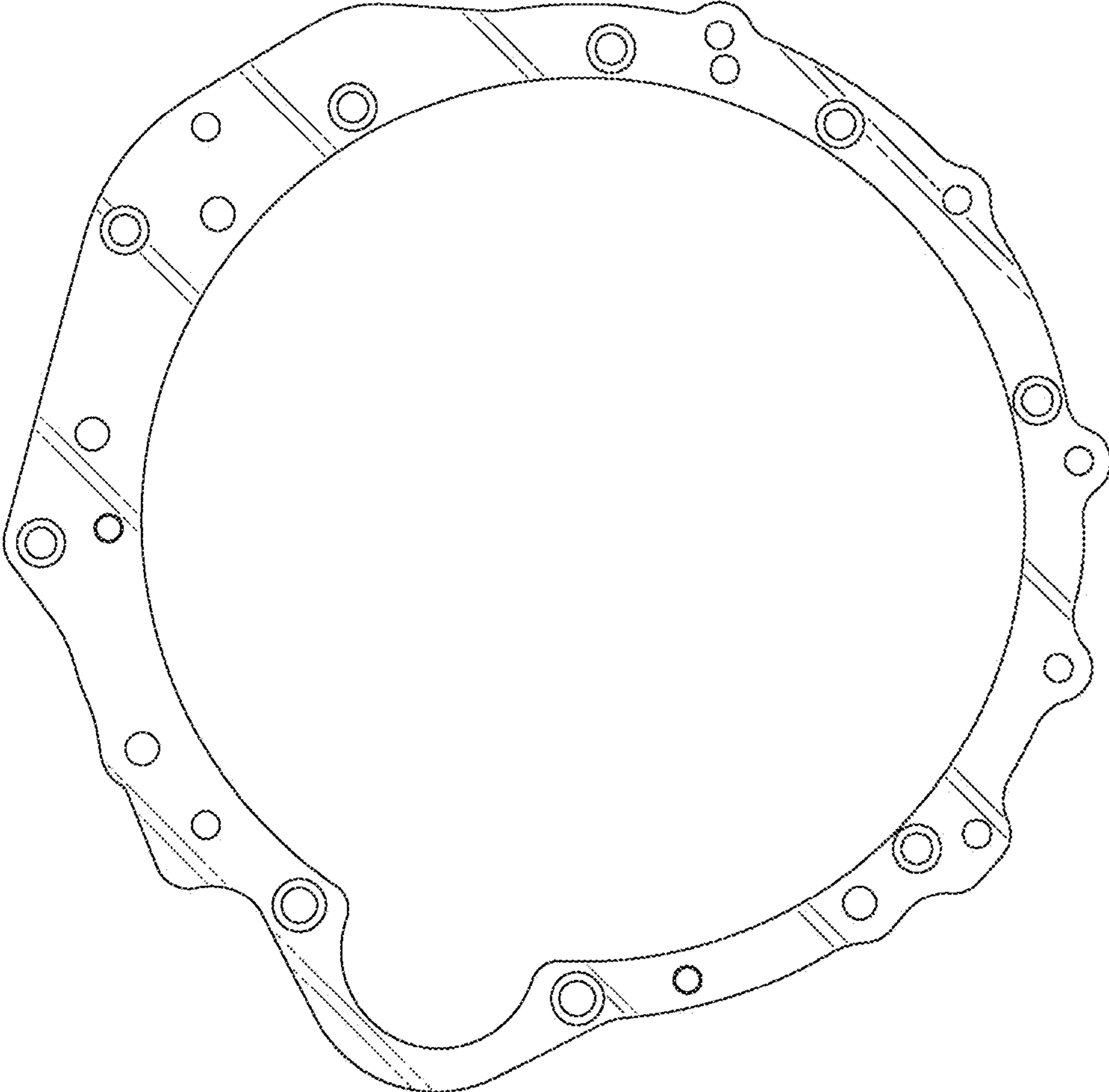


FIG. 3

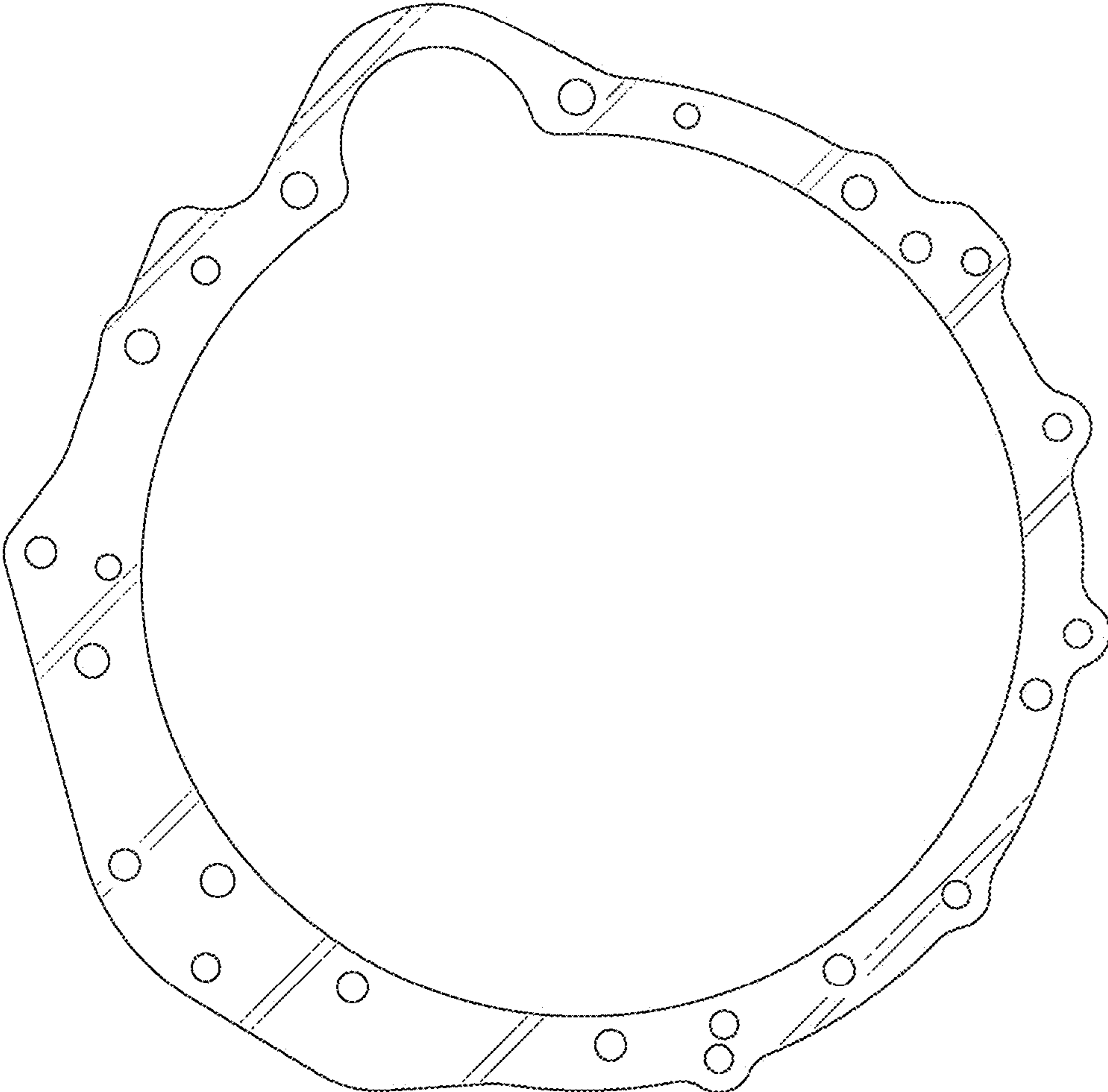


FIG.4




FIG. 5



FIG. 6



FIG. 8

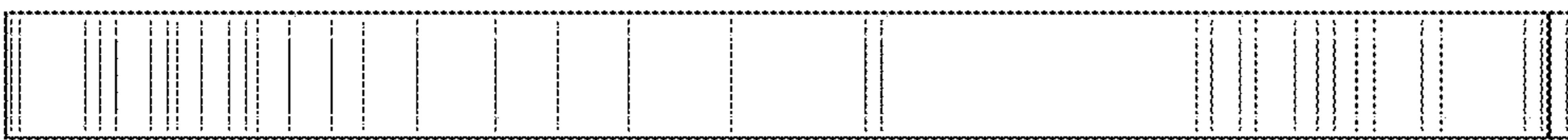


FIG. 7