



US00D979560S

(12) **United States Design Patent** (10) **Patent No.:** **US D979,560 S**
Paterson et al. (45) **Date of Patent:** **** Feb. 28, 2023**

(54) **SECURITY DEVICE**

(71) Applicant: **Amazon Technologies, Inc.**, Seattle, WA (US)

(72) Inventors: **Michael Edward James Paterson**, Lafayette, CA (US); **Giles David Matthew McWilliam**, San Francisco, CA (US); **Jordan Anthony Metzner**, Los Angeles, CA (US); **James Siminoff**, Pacific Palisades, CA (US); **Benjamin Wild**, Seattle, WA (US); **Wen-Yo Lu**, Pasadena, CA (US); **Mark Siminoff**, Mountain View, CA (US)

(73) Assignee: **Amazon Technologies, Inc.**, Seattle, WA (US)

(**) Term: **15 Years**

(21) Appl. No.: **29/751,612**

(22) Filed: **Sep. 22, 2020**

(51) **LOC (14) Cl.** **12-06**

(52) **U.S. Cl.**
USPC **D14/300**; D10/65; D10/75

(58) **Field of Classification Search**
USPC D12/16.1, 345; D14/300–302, 313, 314, D14/134, 383; D10/65, 75, 78, 104.1
CPC B64C 39/00; G08B 21/182; G08B 21/12
See application file for complete search history.

(56) **References Cited**

U.S. PATENT DOCUMENTS

D719,561 S * 12/2014 Akana D14/314
D871,391 S * 12/2019 Delpier D14/314
D895,465 S * 9/2020 Loew D10/106.6

D896,217 S * 9/2020 Jagers D14/300
D909,222 S * 2/2021 Siminoff D10/106.1
D912,046 S * 3/2021 Huang D14/300
11,232,688 B1 * 1/2022 Lemberger G08B 13/19652
D948,506 S * 4/2022 Aulert D14/384
D957,497 S * 7/2022 Laffon de Mazieres D16/203
2021/0094686 A1 * 4/2021 Metzner G08B 19/00
2022/0215740 A1 * 7/2022 Eckelkamp H04N 5/23216

OTHER PUBLICATIONS

“TYGWZW-01N Wirless ZigBee Dual Channel Receiverfor SEA801-ZIGBEE ” NEWEGG.com, post Published Unavailable. Retrieved Nov. 16, 2022. Available online at URL:TYGWZW-01N Wirless ZigBee Dual Channel Receiver for SEA801-ZIGBEE Smart Thermostats Multi-Room Control Smart Radiat(Year: 2022).*

(Continued)

Primary Examiner — Christian P. McLean
Assistant Examiner — Jessica Lynn Devillbiss
(74) *Attorney, Agent, or Firm* — Lee & Hayes, P.C.

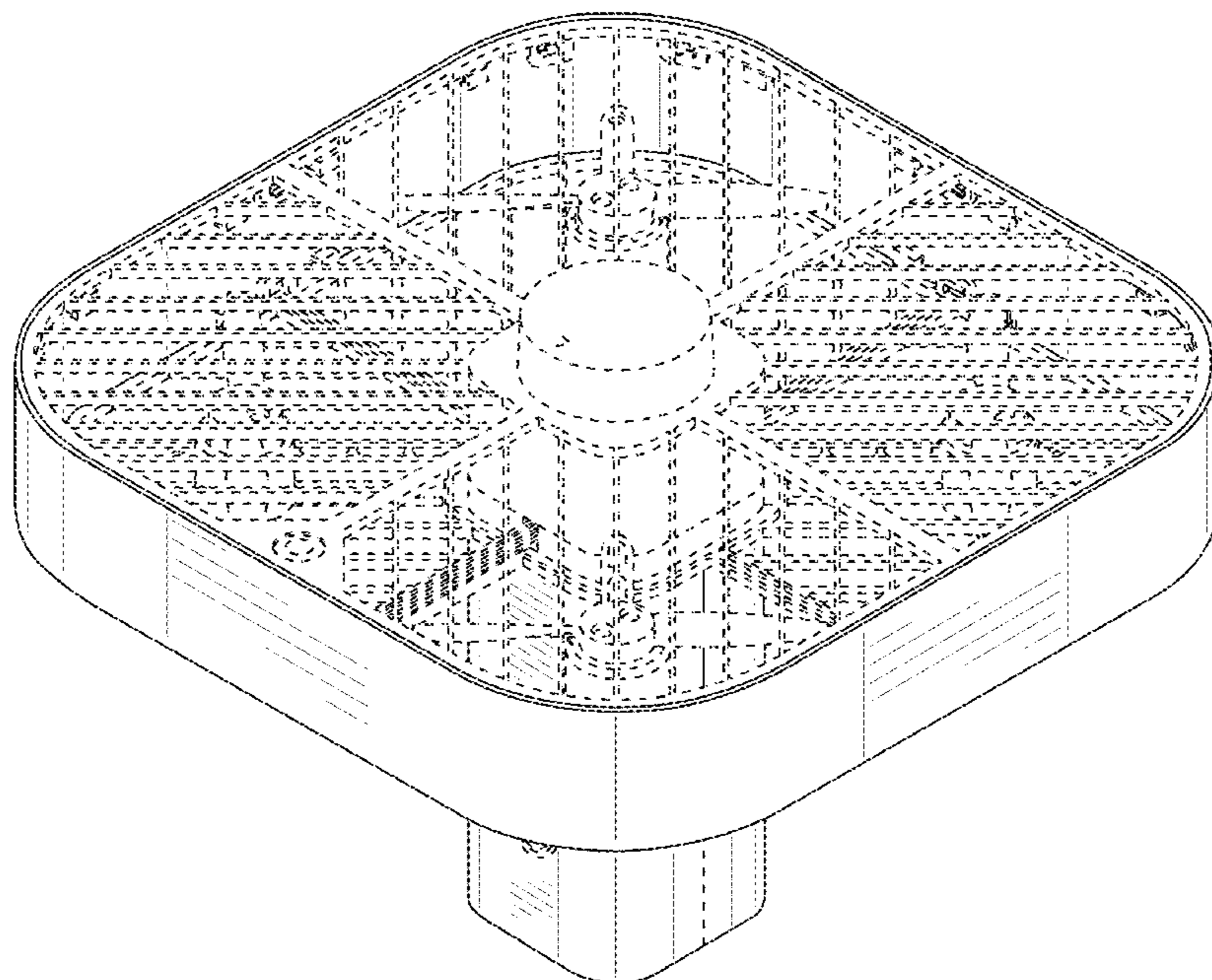
(57) **CLAIM**

The ornamental design for a security device, as shown and described.

DESCRIPTION

FIG. 1 is a top, front, right-side perspective view of a security device;
FIG. 2 is a bottom, front, right-side perspective view thereof;
FIG. 3 is a front view thereof;
FIG. 4 is a right-side view thereof;
FIG. 5 is a left-side view thereof;
FIG. 6 is a back view thereof;
FIG. 7 is a top view thereof; and,
FIG. 8 is a bottom view thereof.
The dashed broken lines depict portions of the security device that form no part of the claimed design.

1 Claim, 8 Drawing Sheets



(56)

References Cited

OTHER PUBLICATIONS

“Blink Whole Home Security System Bundle” costco.com, post Published Unavailable. Retrieved Nov. 16, 2022. Available online at URL: <https://www.costco.com/blink-whole-home-security-system-bundle.product.100805528.html> (Year: 2022).*

“Ring Alarm Pro, 8-piece—built-in eero Wi-Fi 6 router and optional 24/7 monitoring” amazon.com, post Published Unavailable. Retrieved Nov. 16, 2022. Available online at URL: https://www.amazon.com/dp/B08HSTJPM5/?tag=thewire06-20&linkCode=xm2&ascsubtag=AwEAAAAAAAAAAj_8(Year: 2022).*

Chinese Office Action dated Oct. 14, 2021 for Chinese Patent Application No. 202130153729.3, a foreign counterpart to U.S. Appl. No. 29/751,612, 1 page.

Chinese Office Action dated Oct. 20, 2021 for Chinese Patent Application No. 202130153731.0, a foreign counterpart to U.S. Appl. No. 29/751,612, 1 page.

Chinese Office Action dated Jul. 23, 2021 for Chinese Application No. 02130153729.3, a foreign counterpart to U.S. Appl. No. 29/751,612, 2 pages.

Chinese Office Action dated Jul. 27, 2021 for Chinese Patent Application No. 202130153731.0, a counterpart foreign application of U.S. Appl. No. 29/751,612, 2 pages.

Japanese Office Action dated Aug. 27, 2021 for Japanese Patent Application No. 2021-005745, a foreign counterpart to U.S. Appl. No. 29/751,617, 3 pages.

* cited by examiner

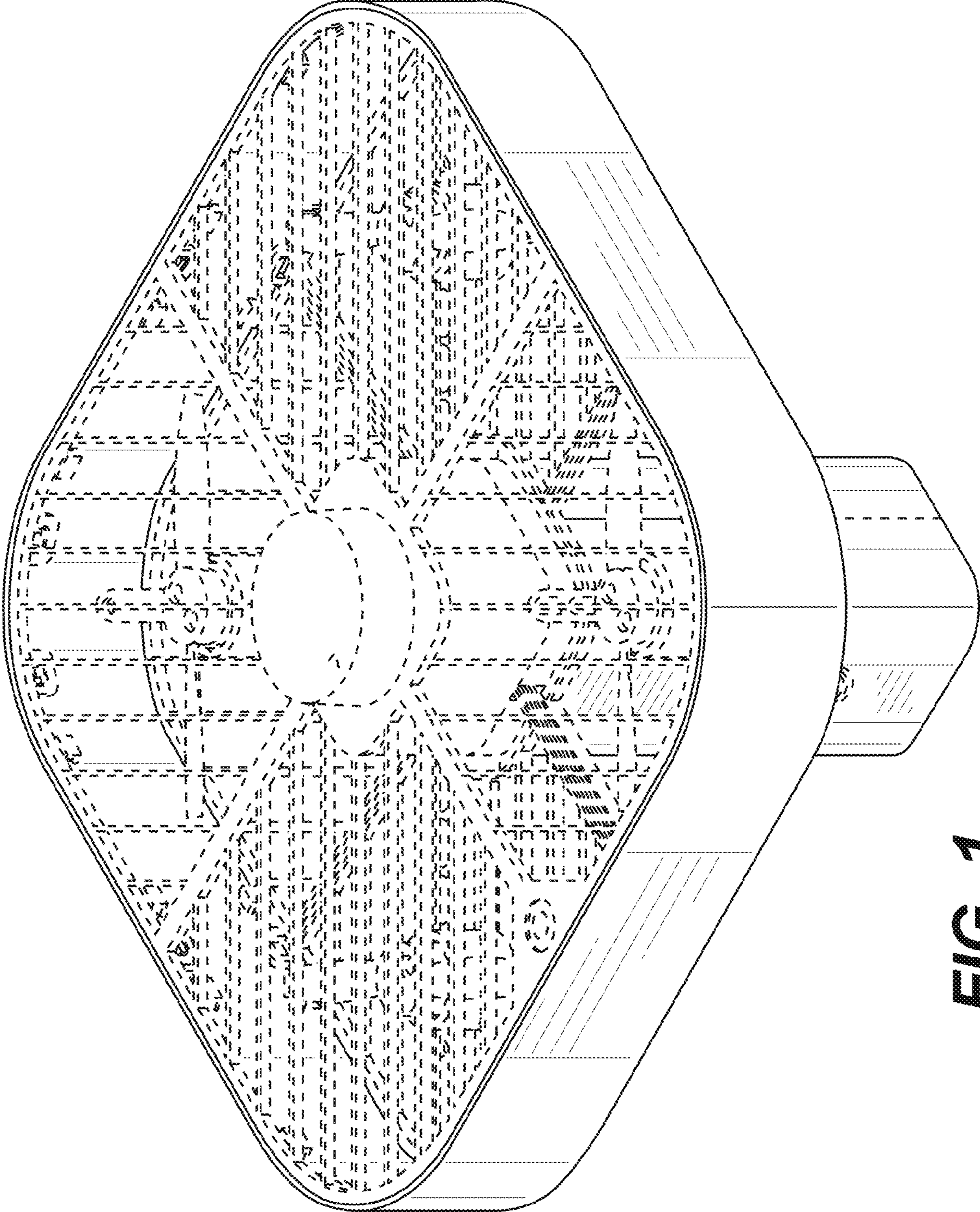


FIG. 1

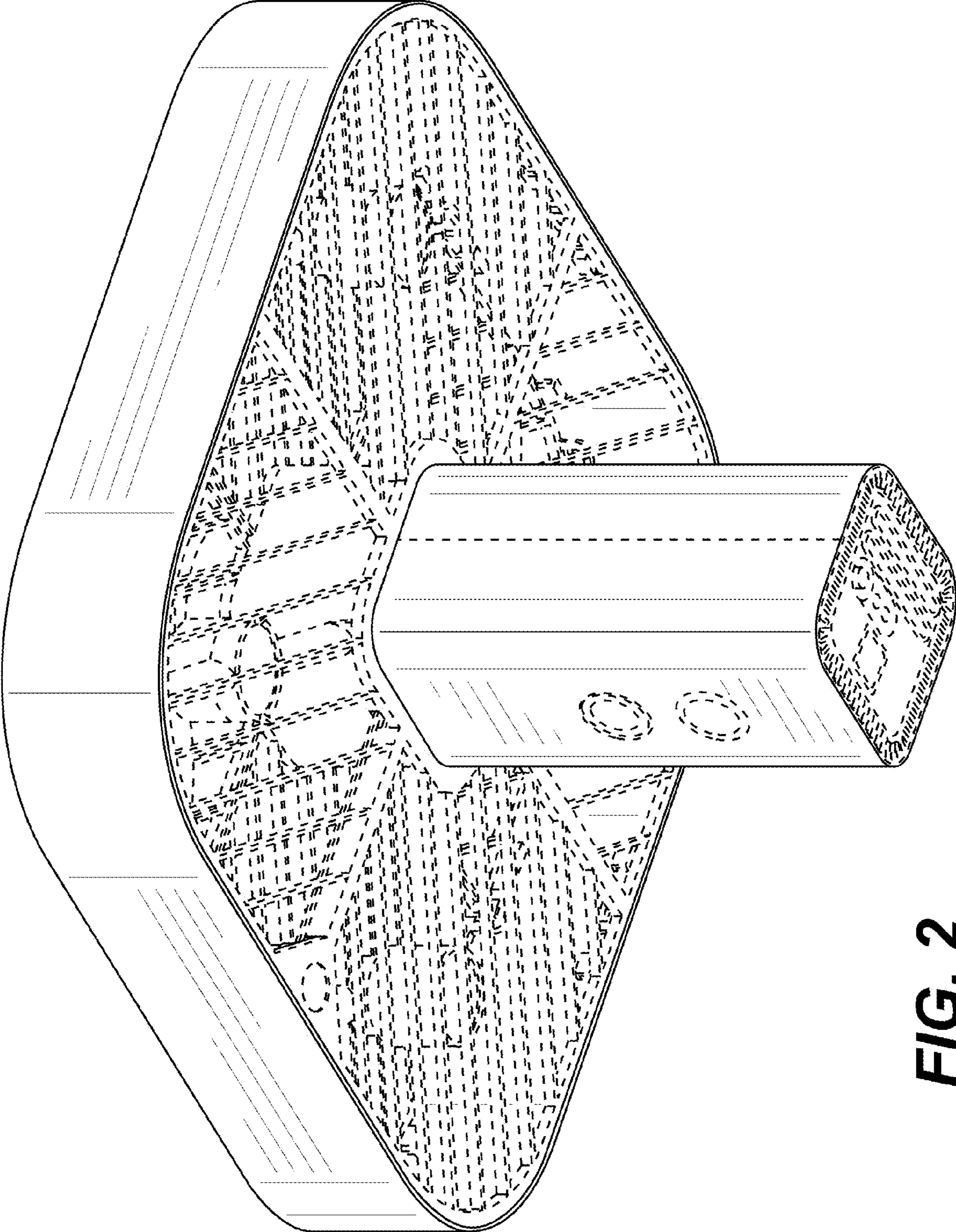


FIG. 2

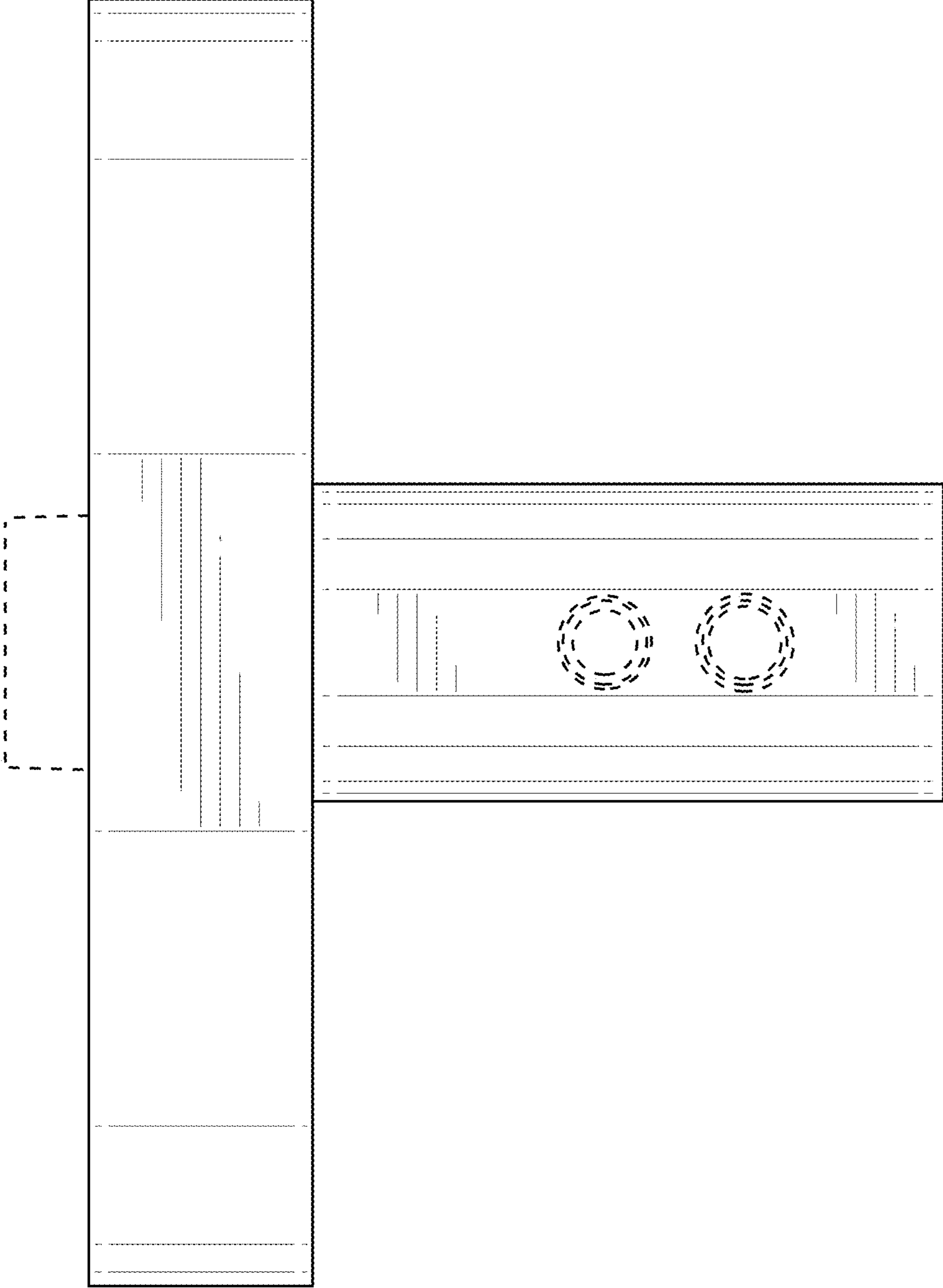


FIG. 3

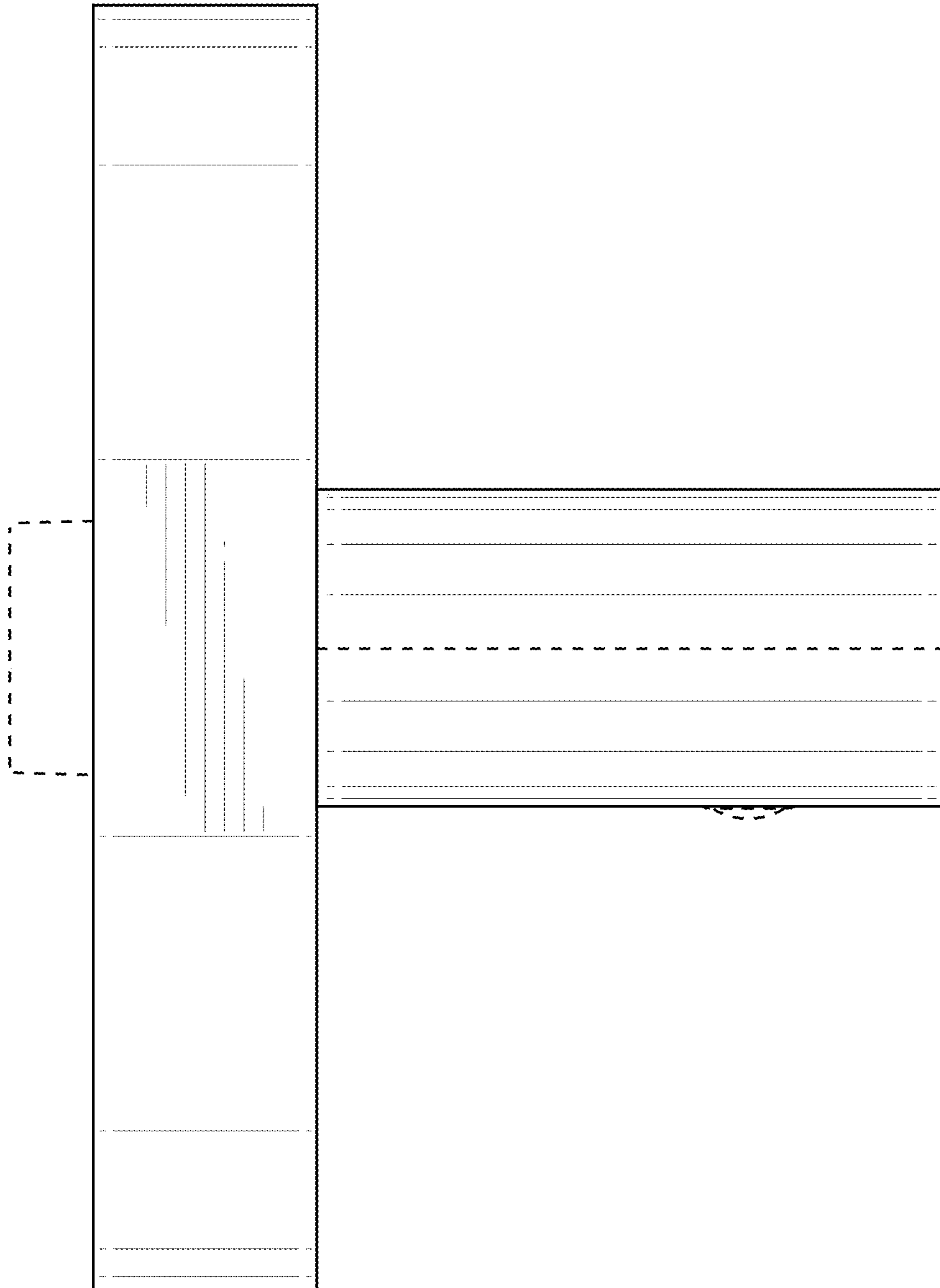


FIG. 4

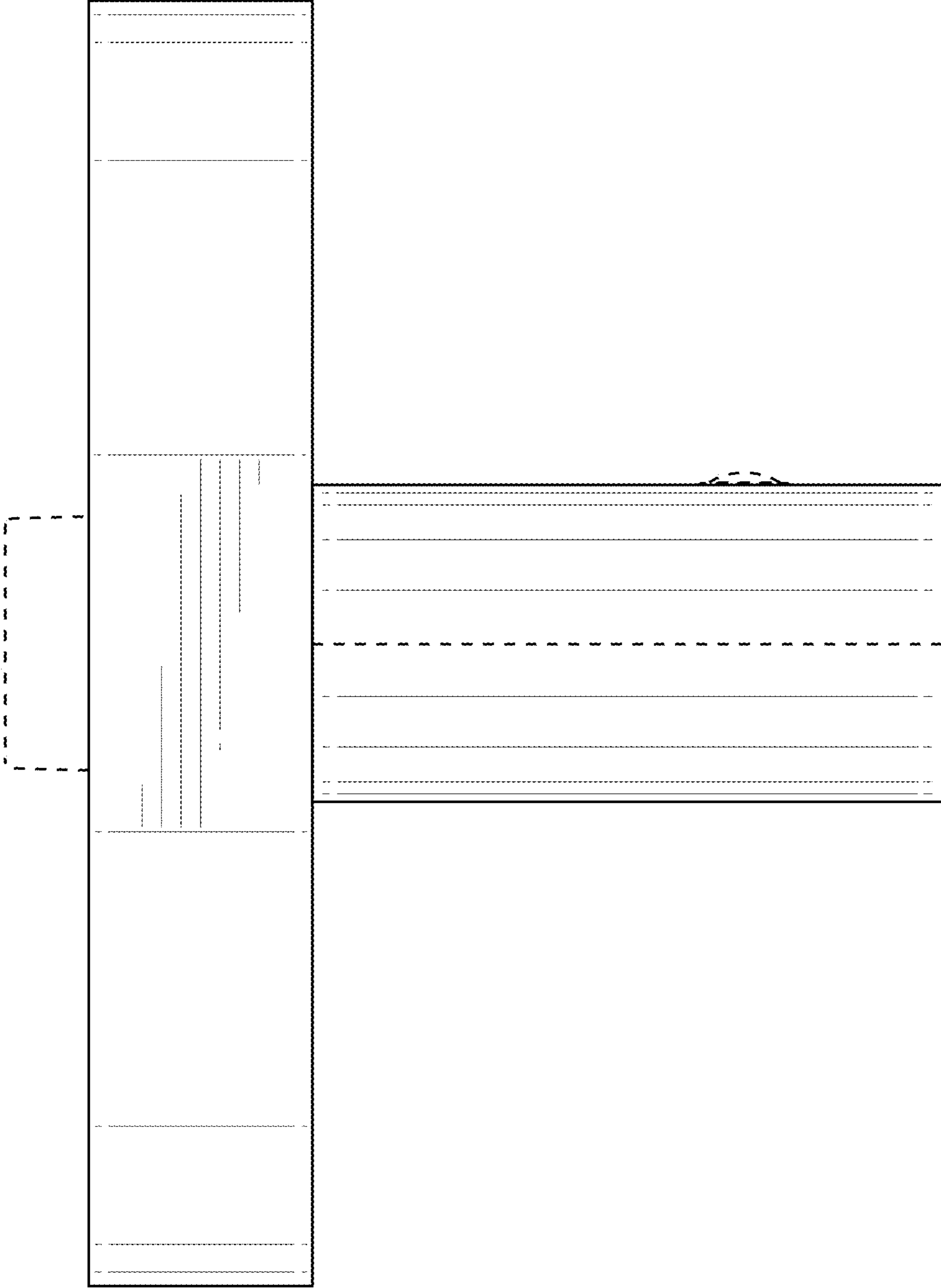


FIG. 5

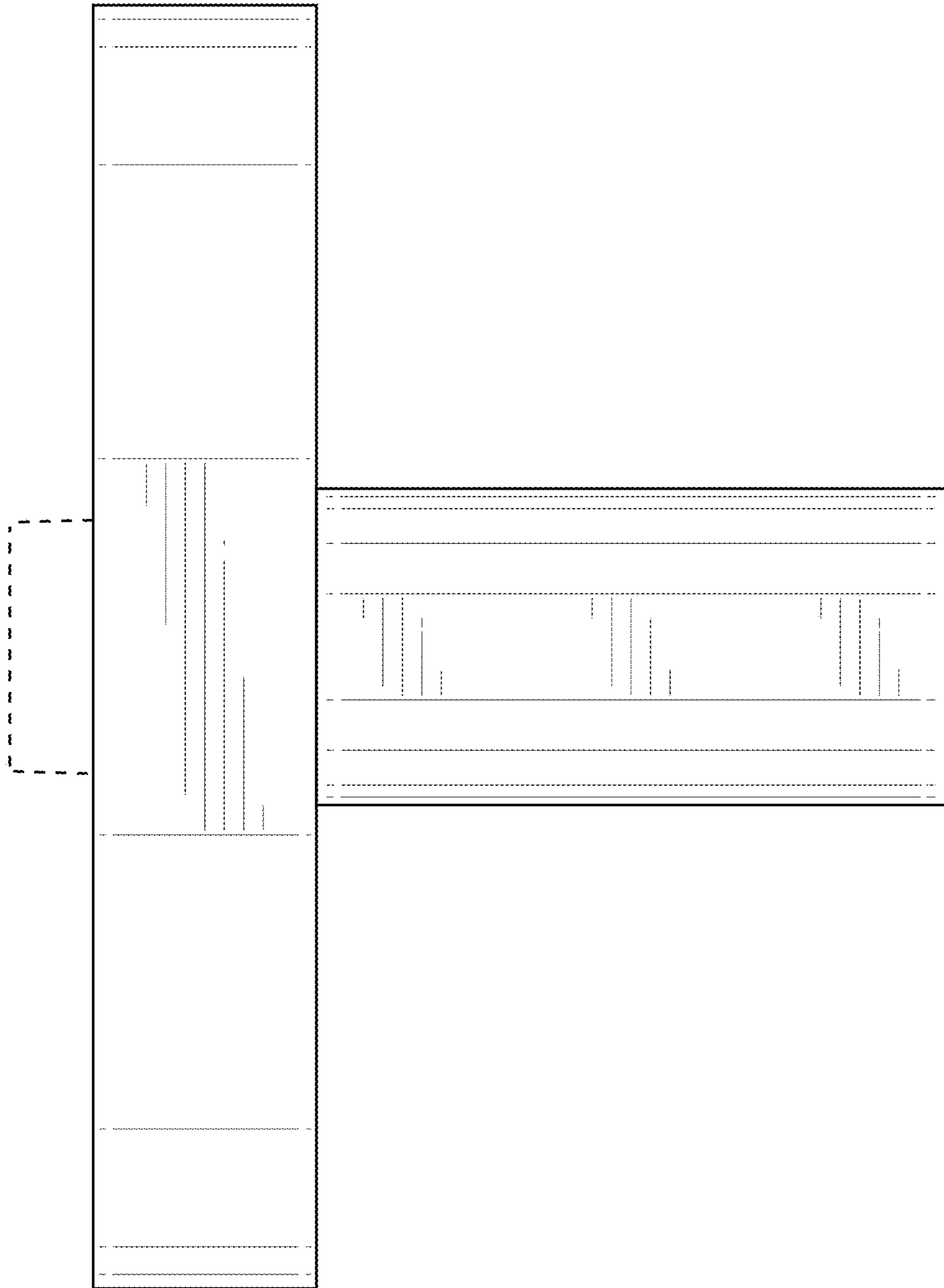


FIG. 6




FIG. 7

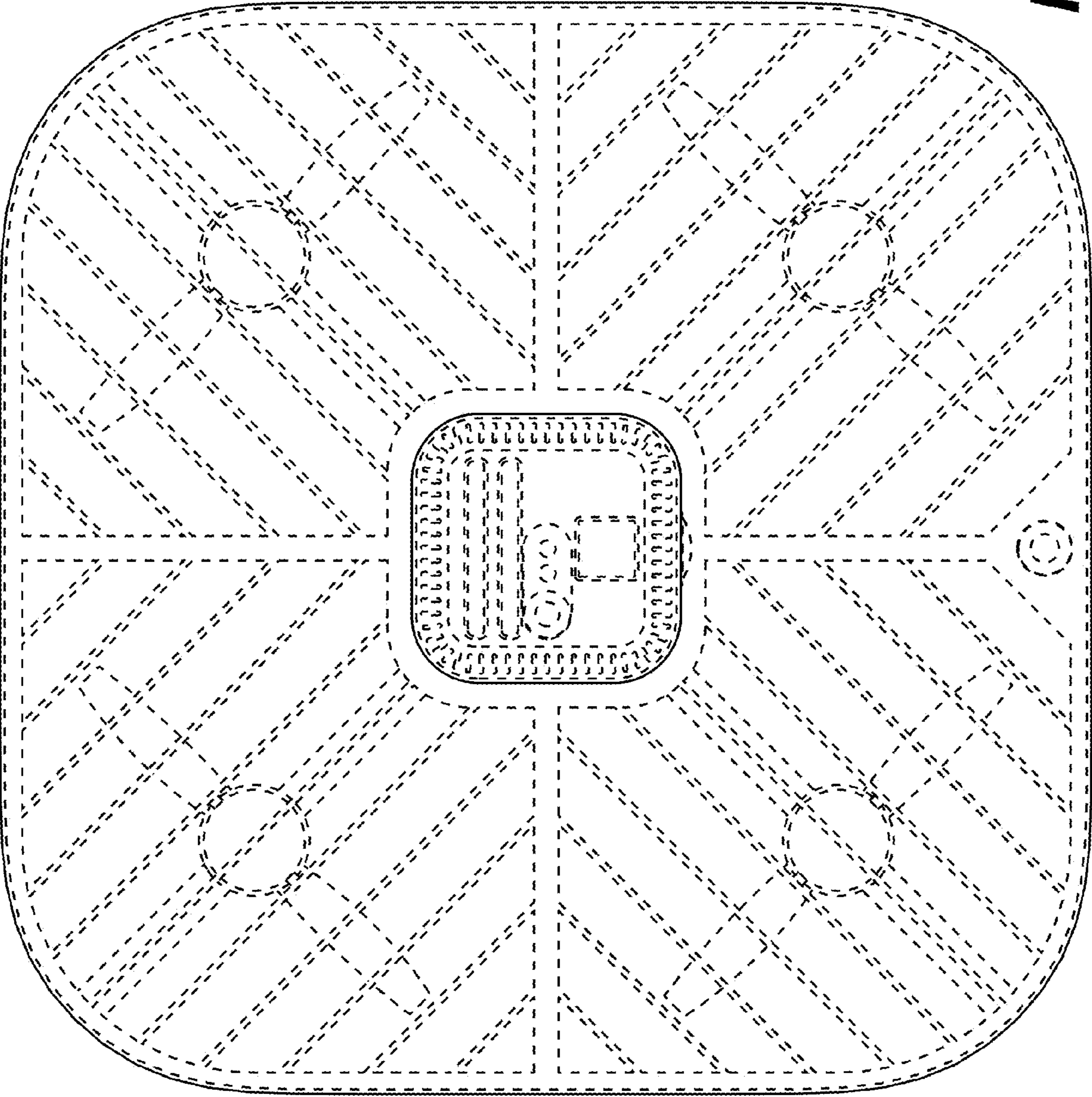


FIG. 8