



US00D979553S

(12) **United States Design Patent** (10) **Patent No.:** **US D979,553 S**
Chen (45) **Date of Patent:** **** Feb. 28, 2023**

(54) **MOBILE PHONE HOLDER**

FOREIGN PATENT DOCUMENTS

(71) Applicant: **Shenzhen Lanhe Technologies Co., Ltd.**, Shenzhen (CN)

CN 304175859 S 6/2017
CN 305291899 S 8/2019
CN 305568531 S 1/2020

(72) Inventor: **Caili Chen**, Guangdong (CN)

(73) Assignee: **SHENZHEN LANHE TECHNOLOGIES CO., LTD.**, Shenzhen (CN)

OTHER PUBLICATIONS

Ultra Stable Car Phone Mount, Viceeed Newest CD Slot& Air Vent Universal Cell Phone Holder for Car, Fit for iPhone 11 Pro Max Xs Xr X 8 7 6 Plus, Galaxy Note 10 S20 S20+ S10+ S9 S8 Google LG Etc. by Viceeed <https://www.amazon.com/dp/B07V6WQBCJ>.

(**) Term: **15 Years**

(Continued)

(21) Appl. No.: **29/741,660**

Primary Examiner — Janice Hallmark

(22) Filed: **Jul. 15, 2020**

(74) *Attorney, Agent, or Firm* — Andrew C. Cheng

Related U.S. Application Data

(62) Division of application No. 29/725,008, filed on Feb. 21, 2020, now Pat. No. Des. 892,787.

(51) **LOC (14) Cl.** **14-03**

(52) **U.S. Cl.**
USPC **D14/253**

(58) **Field of Classification Search**
USPC D14/251–253, 447; D13/108; D12/415
CPC H04M 1/04; H04M 1/21; H04M 1/06;
H04M 1/12; G06F 1/1632; G06F 1/203;
G06F 1/1628

See application file for complete search history.

(56) **References Cited**

U.S. PATENT DOCUMENTS

D402,291 S * 12/1998 Scalisi D14/138
D464,996 S * 10/2002 Hussaini D21/333
D525,242 S * 7/2006 Cohn D14/248
D528,110 S * 9/2006 Cohn D14/248
D548,235 S * 8/2007 Krieger D14/401
7,543,817 B2 * 6/2009 Dudley A63F 13/24
221/199
D614,613 S 4/2010 Kim et al.
D736,762 S * 8/2015 Lovoi D14/401
D736,860 S * 8/2015 Lovoi D14/401

(Continued)

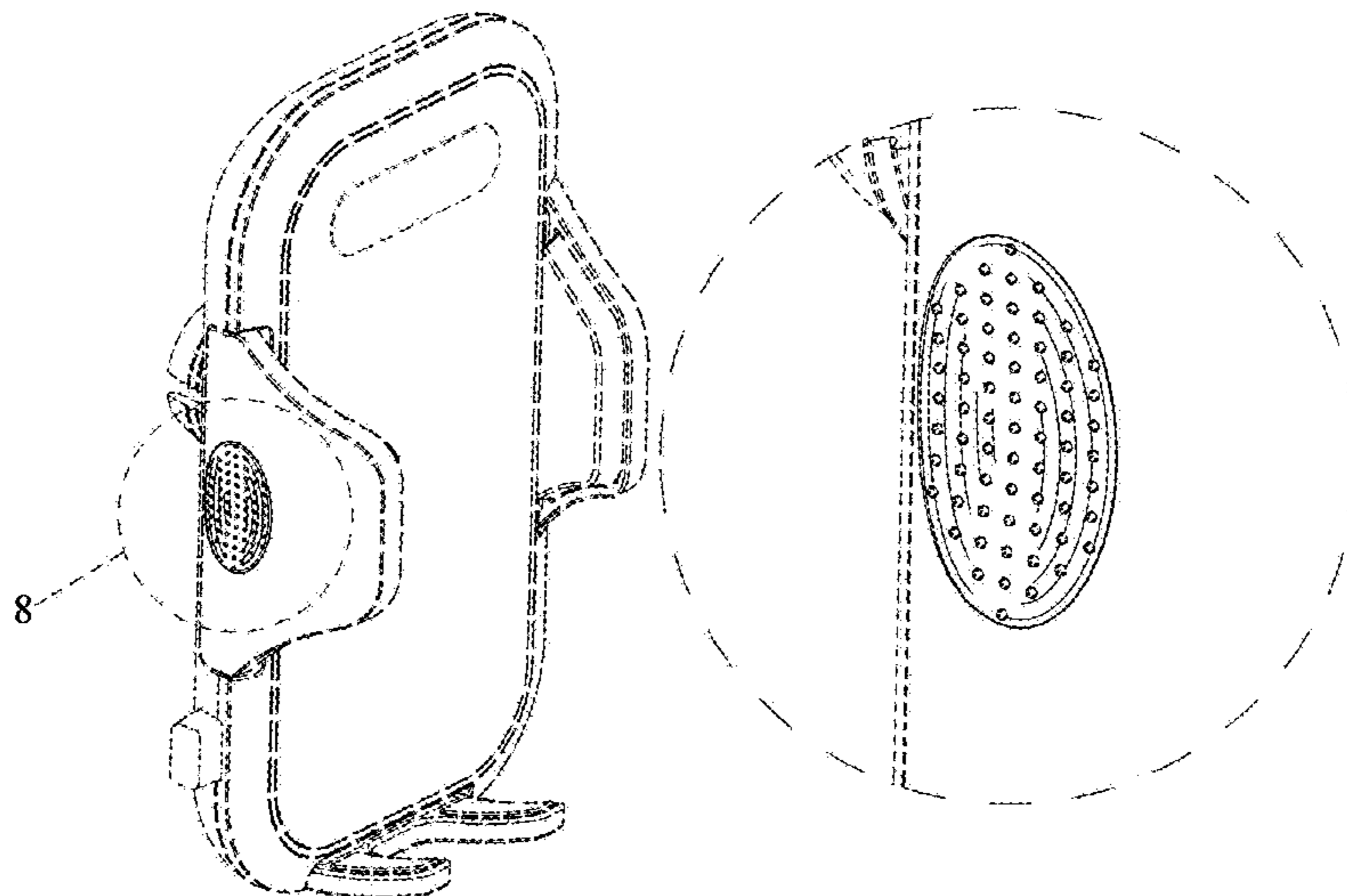
(57) **CLAIM**

I claim the ornamental design for a mobile phone holder, as shown and described.

DESCRIPTION

FIG. 1 is a perspective view of a mobile phone holder showing my new design;
FIG. 2 is a front view thereof;
FIG. 3 is a rear view thereof;
FIG. 4 is a left side view thereof;
FIG. 5 is a right side view thereof;
FIG. 6 is a top view thereof;
FIG. 7 is a bottom view thereof;
FIG. 8 is an enlarged detail view of the encircled portion of FIG. 1; and,
FIG. 9 is a perspective view thereof, showing the mobile phone holder in a state of use.
In the drawings, the claimed design is defined by the shaded surfaces adjacent to solid line disclosure; broken lines illustrate portions of the mobile phone holder that form no part of the claimed design.

1 Claim, 9 Drawing Sheets



(56)

References Cited

U.S. PATENT DOCUMENTS

D760,840 S * 7/2016 Chatterjee D14/401
 D767,556 S * 9/2016 Lee
 D772,218 S 11/2016 Alesi et al.
 D784,923 S * 4/2017 Song D13/108
 D859,393 S * 9/2019 Dang D12/415
 D861,982 S * 10/2019 Swartz D28/4
 D864,185 S 10/2019 Chen
 D872,436 S * 1/2020 Matthews D2/954
 D872,437 S * 1/2020 Matthews D2/954
 D877,066 S * 3/2020 Zhang D12/415
 D881,200 S * 4/2020 Leeds-Frank D14/447
 D892,787 S * 8/2020 Chen D14/253
 D895,601 S * 9/2020 Liao D14/253
 D907,023 S * 1/2021 Lee D14/250
 D908,689 S * 1/2021 Chen D14/253
 D922,019 S * 6/2021 Dombrowsky D32/47
 D933,646 S * 10/2021 Liao D12/415
 D934,235 S * 10/2021 Liao D12/415
 D955,980 S * 6/2022 Zhao D13/108

OTHER PUBLICATIONS

Andobil Car Mobile Phone Holder, Upgrade 4.0, Ventilation and Suction Cup Holder, 4.0-in-3 Universal Car Smartphone Holder for iPhone 11, 11 Pro, Samsung Note 10, Huawei, Xiaomi, LG etc. by andobil <https://www.amazon.de/dp/B07YZ6MK53>.

Mobile phone holder for car ventilation and suction cup. by DesertWest https://www.amazon.de/Handyhalterung-Handyhalter-Halterung-Universale-Smartphone-schwarz/dp/B07YTJLD8L/ref=sr_1_1?__mk_de_DE=%C3%85M%C3%85%C5%BD%C3%95%C3%91&keywords=B07YTJLD8L&qid=1581739649&sr=8-1.

Andobil Car Mobile Phone Holder, Ventilation and Suction Cup Holder, 3-in-1 Universal Car Smartphone Holder for iPhone 11, 11 Pro, Samsung Galaxy Note 10/S10, Huawei, Xiaomi, LG, etc. by andobil https://www.amazon.de/andobil-Handyhalter-Handyhalterung-Universale-Smartphone/dp/B07Q7XZ36X/ref=zg_bs_364928031_6?_encoding=UTF8&psc=1&refRID=BESYN1VAM9BAZ82MSTTC.

* cited by examiner

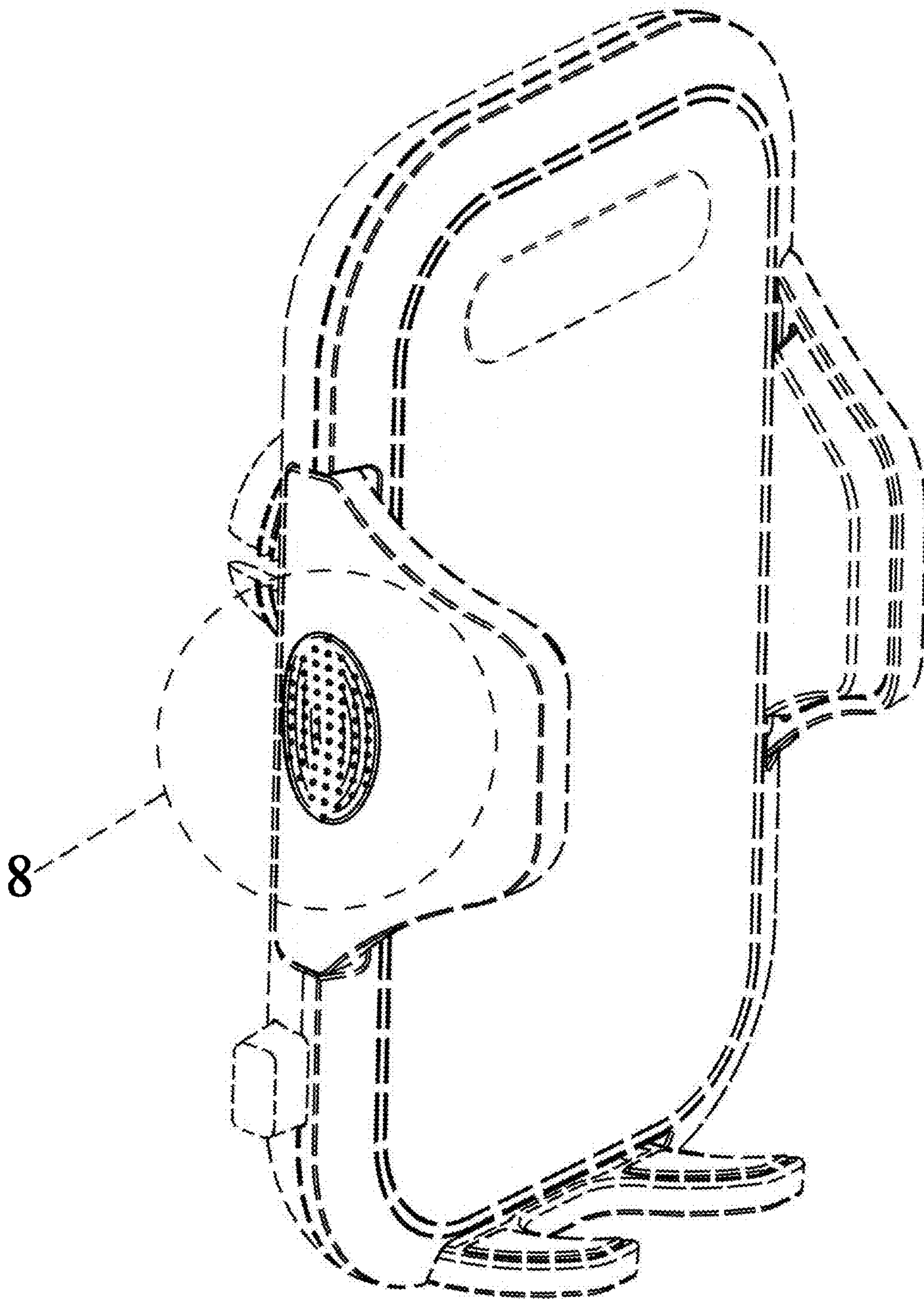


Fig. 1

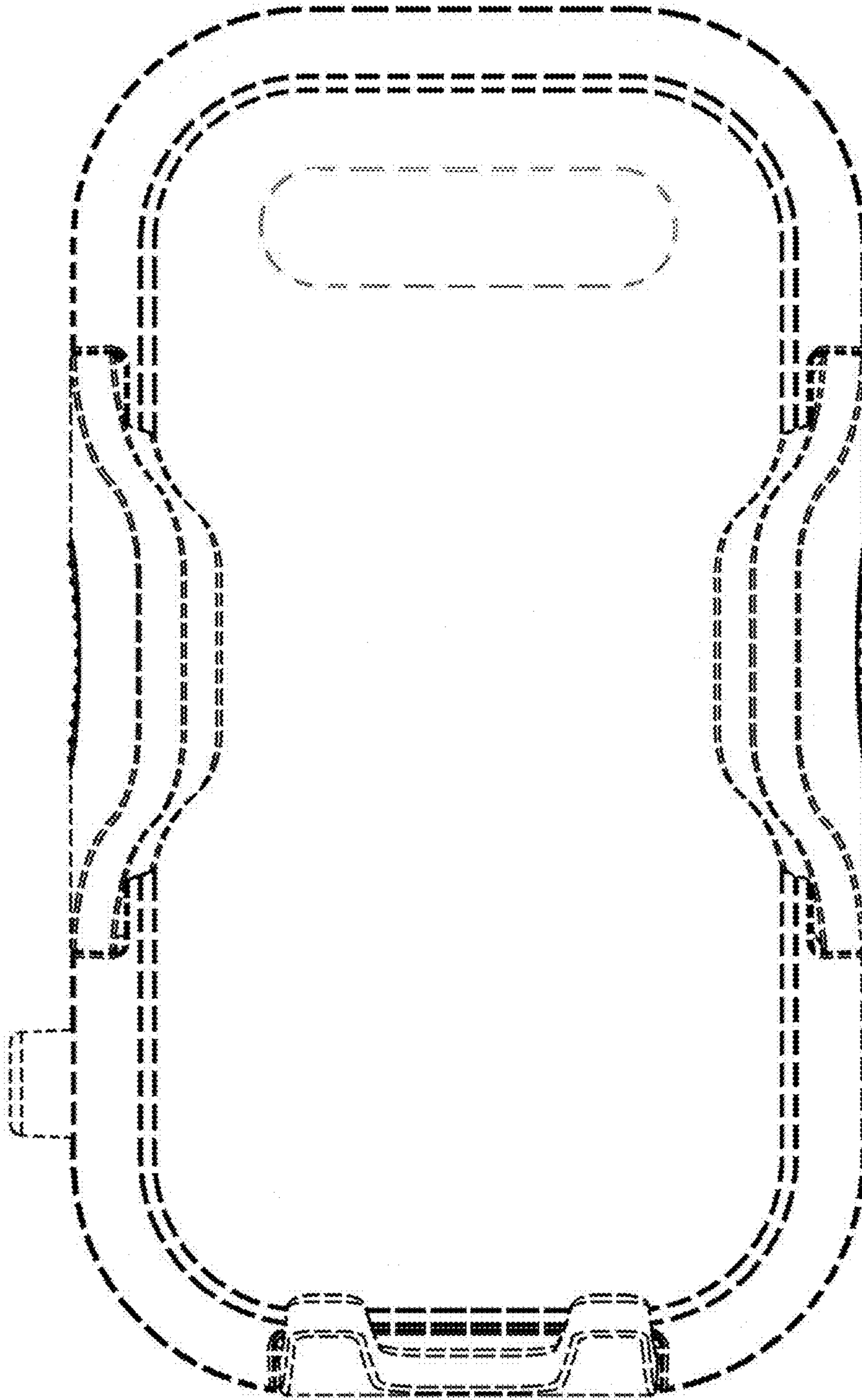


Fig. 2

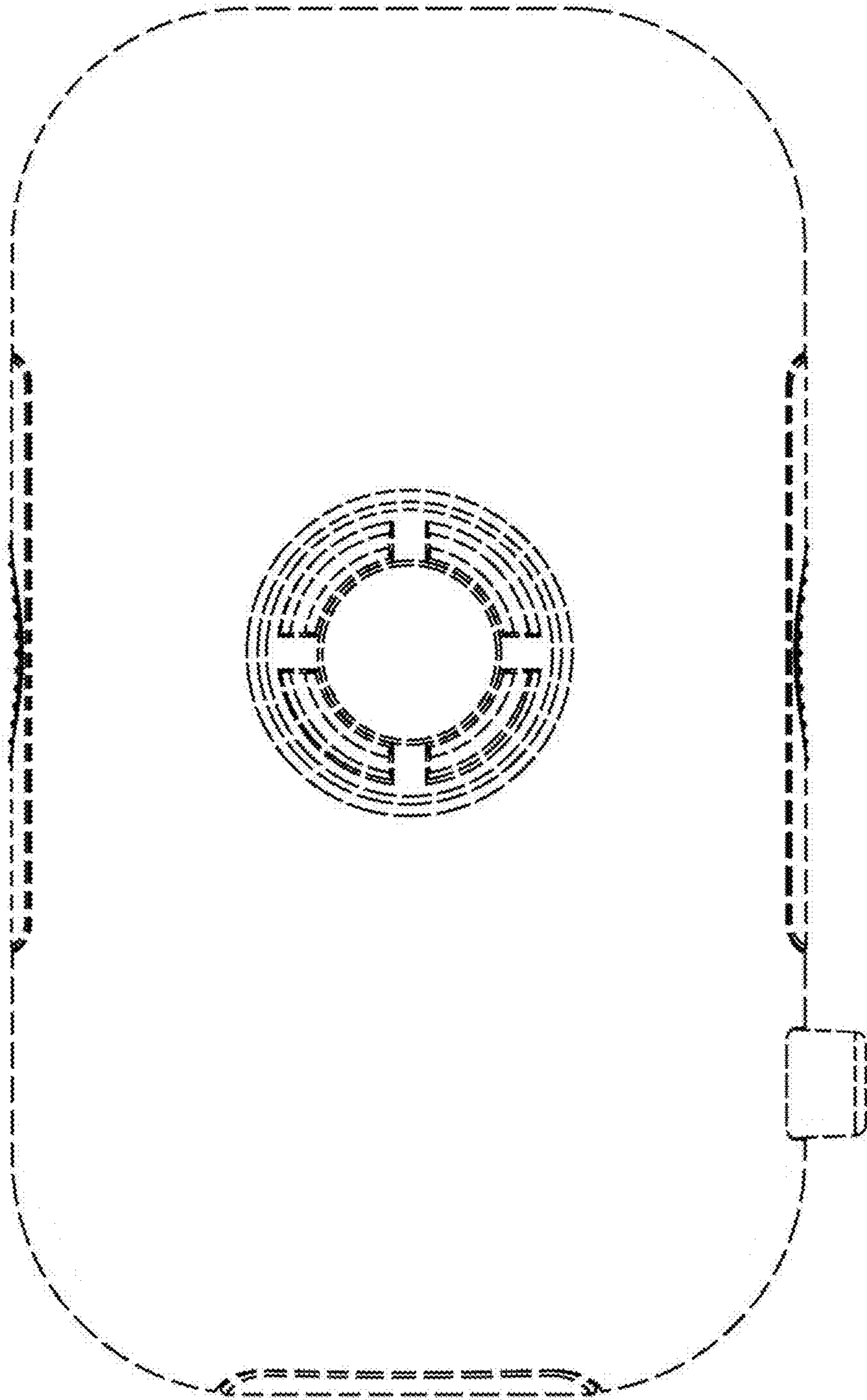


Fig. 3

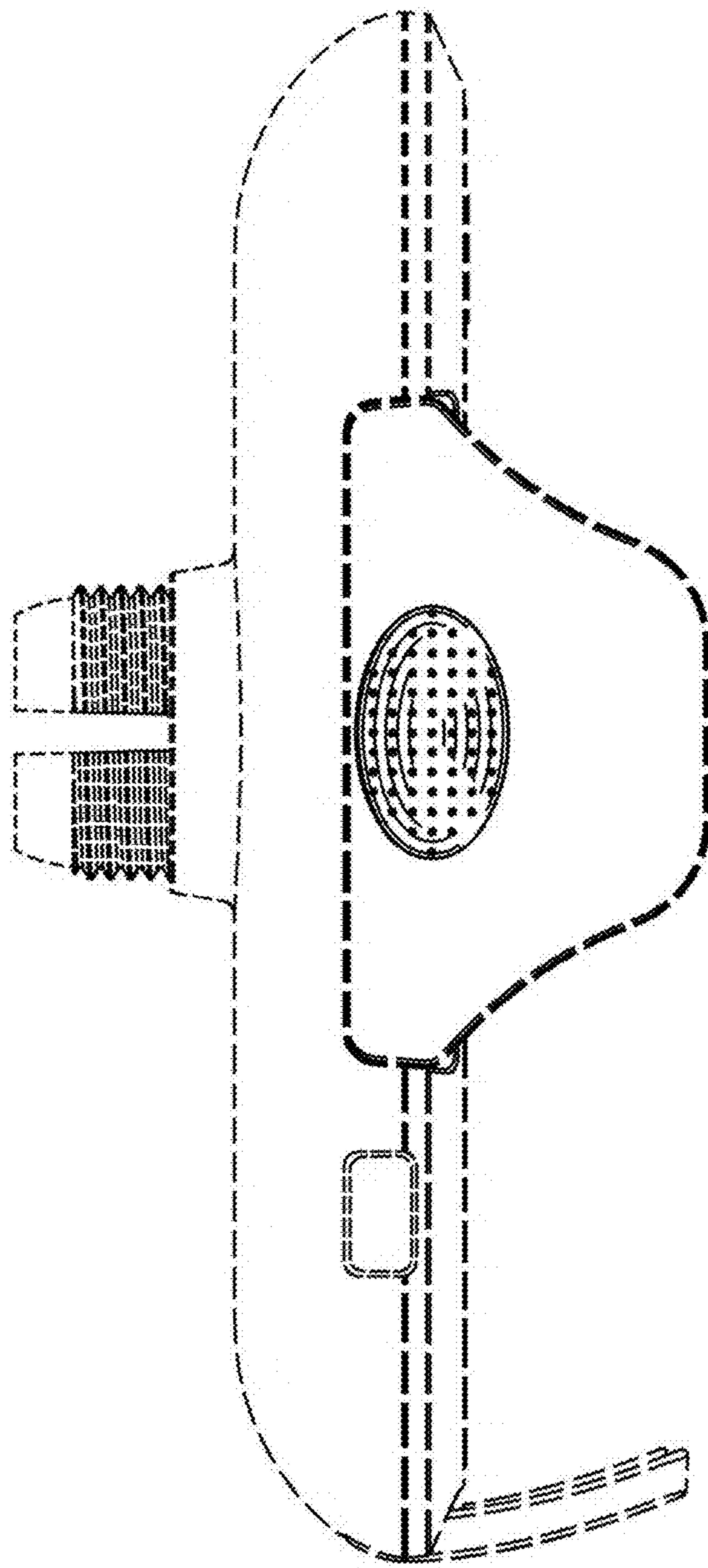


Fig. 4

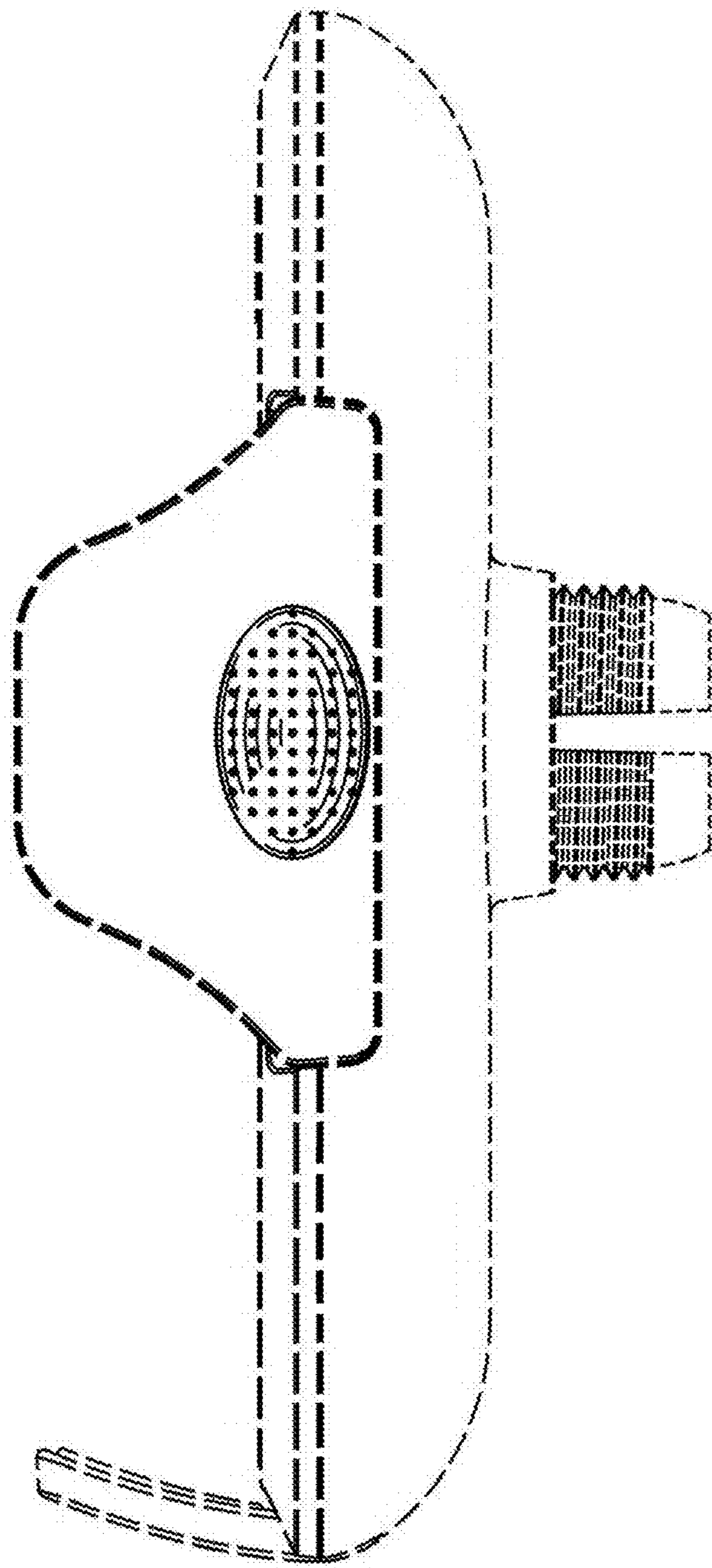


Fig. 5

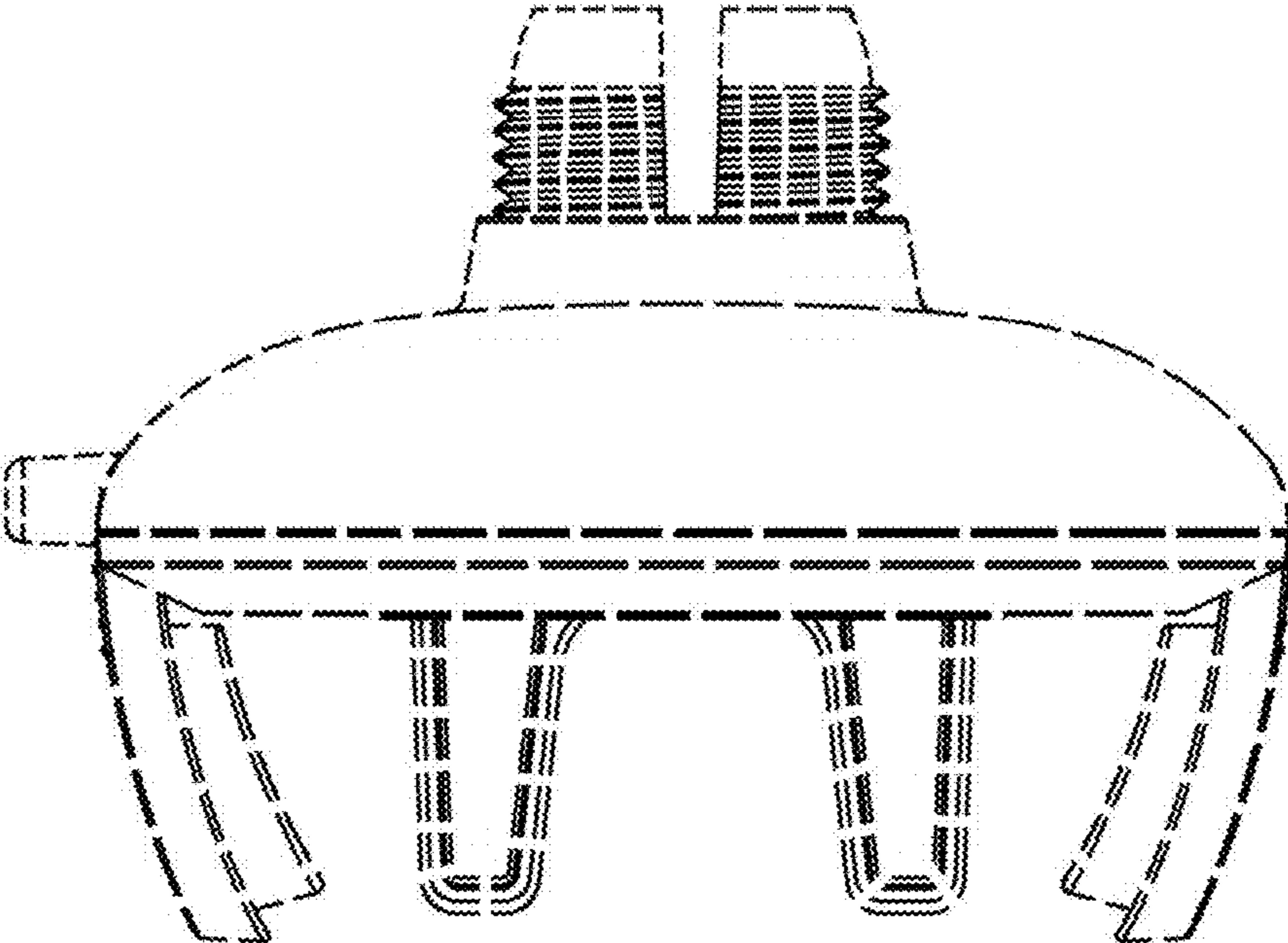


Fig. 6

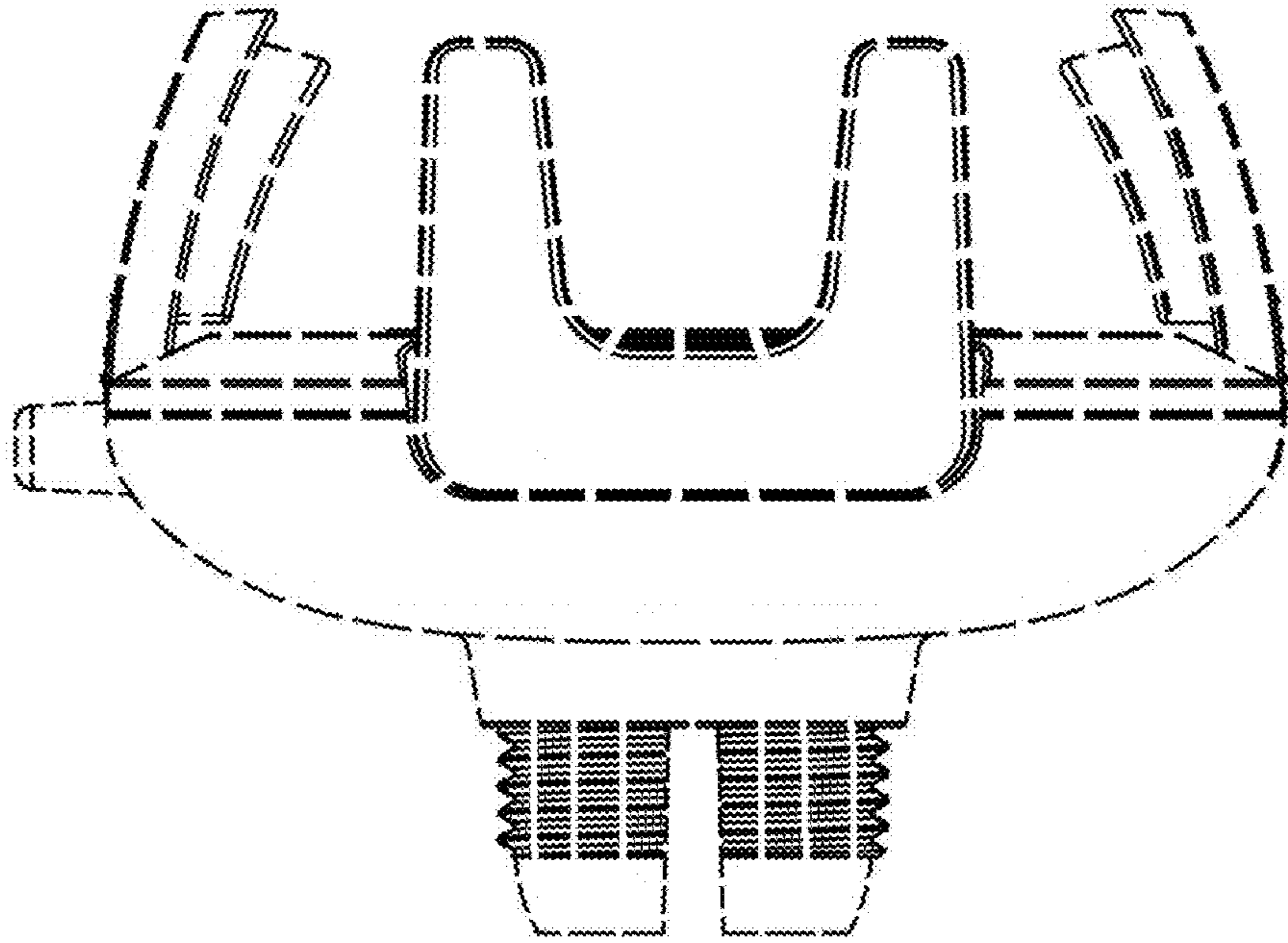


Fig. 7

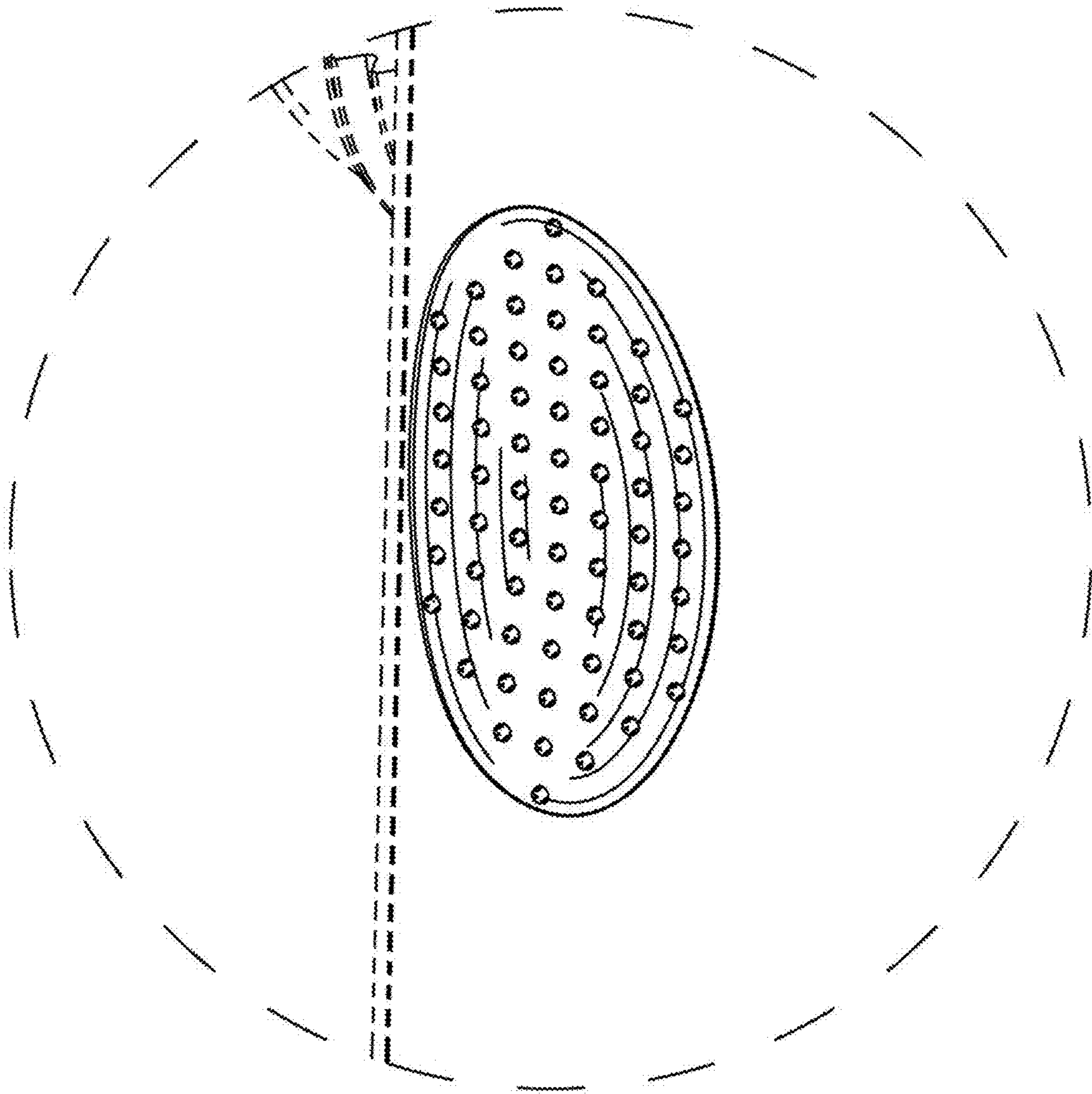


Fig. 8

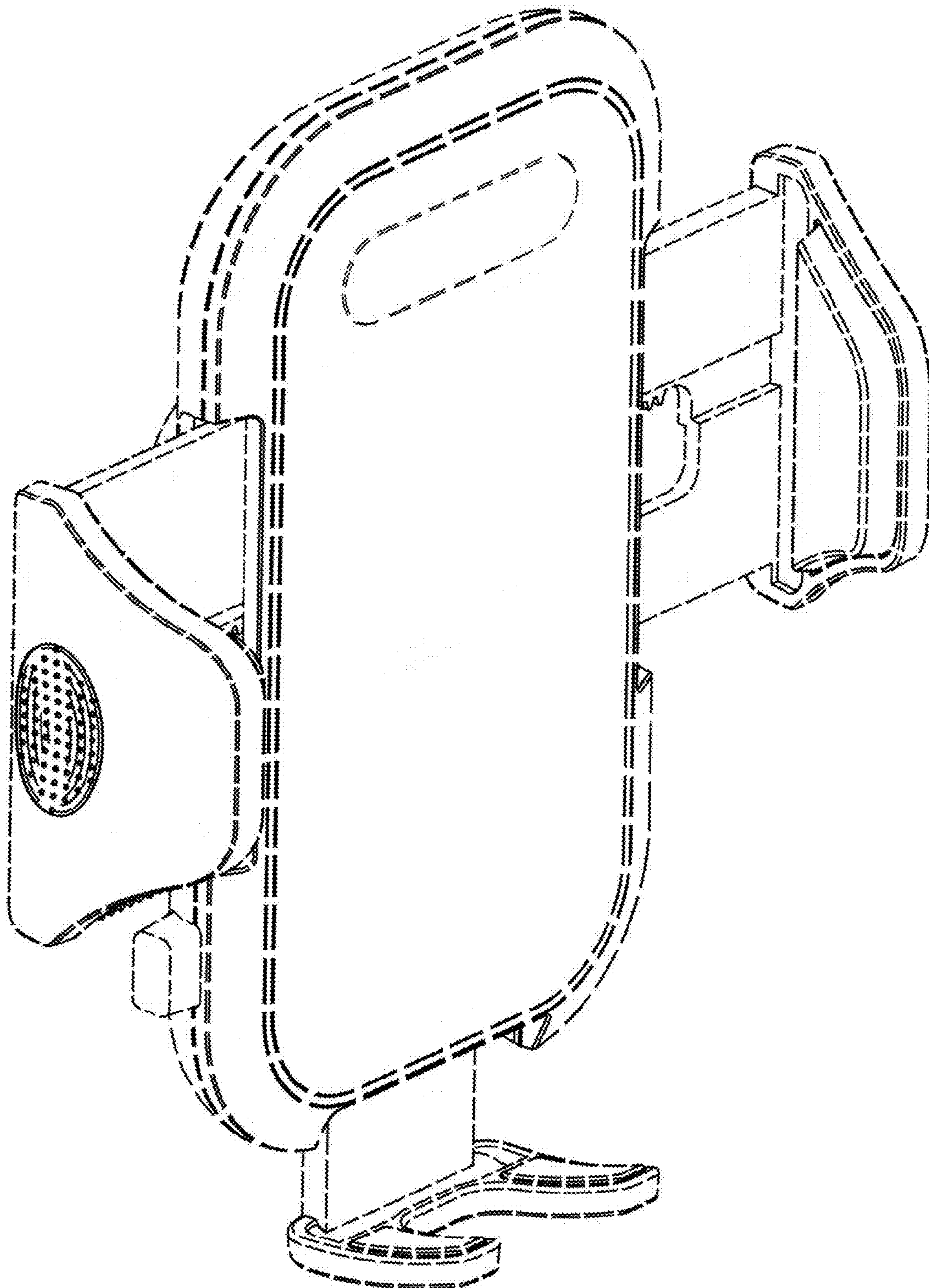


Fig. 9