



US00D979478S

(12) **United States Design Patent** (10) **Patent No.:** **US D979,478 S**  
**Price et al.** (45) **Date of Patent:** **\*\* Feb. 28, 2023**

(54) **VEHICLE FLOOR MAT**  
(71) Applicant: **THERMOFLEX CORP.**, Waukegan, IL (US)  
(72) Inventors: **Robert Price**, Mettawa, IL (US); **Jacob Price**, Winnetka, IL (US); **David Reband**, Antioch, IL (US)  
(73) Assignee: **THERMOFLEX CORP.**, Waukegan, IL (US)  
(\*\*) Term: **15 Years**  
(21) Appl. No.: **29/788,553**  
(22) Filed: **Jun. 22, 2021**  
(51) **LOC (14) Cl.** ..... **12-16**  
(52) **U.S. Cl.**  
USPC ..... **D12/203**  
(58) **Field of Classification Search**  
USPC ..... D9/431-433, 44, 420, 422, 423, 424;  
D12/203, 221, 98  
CPC ..... B60N 3/048  
See application file for complete search history.

D873,754 S \* 1/2020 Johnson ..... D12/203  
D892,023 S \* 8/2020 Price ..... D12/221  
D926,653 S \* 8/2021 Yang ..... D12/203  
D927,382 S \* 8/2021 Yang ..... D12/203  
D943,480 S \* 2/2022 Yang ..... D12/203  
D943,481 S \* 2/2022 Yang ..... D12/203  
2017/0182920 A1 \* 6/2017 Reband ..... B60N 3/048

\* cited by examiner

*Primary Examiner* — Susan E Krakower  
*Assistant Examiner* — Jerry Shiuan-Hua Hsu  
(74) *Attorney, Agent, or Firm* — Grossman, Tucker, Perreault & Pfleger PLLC; Michael J. Gallagher

(57) **CLAIM**

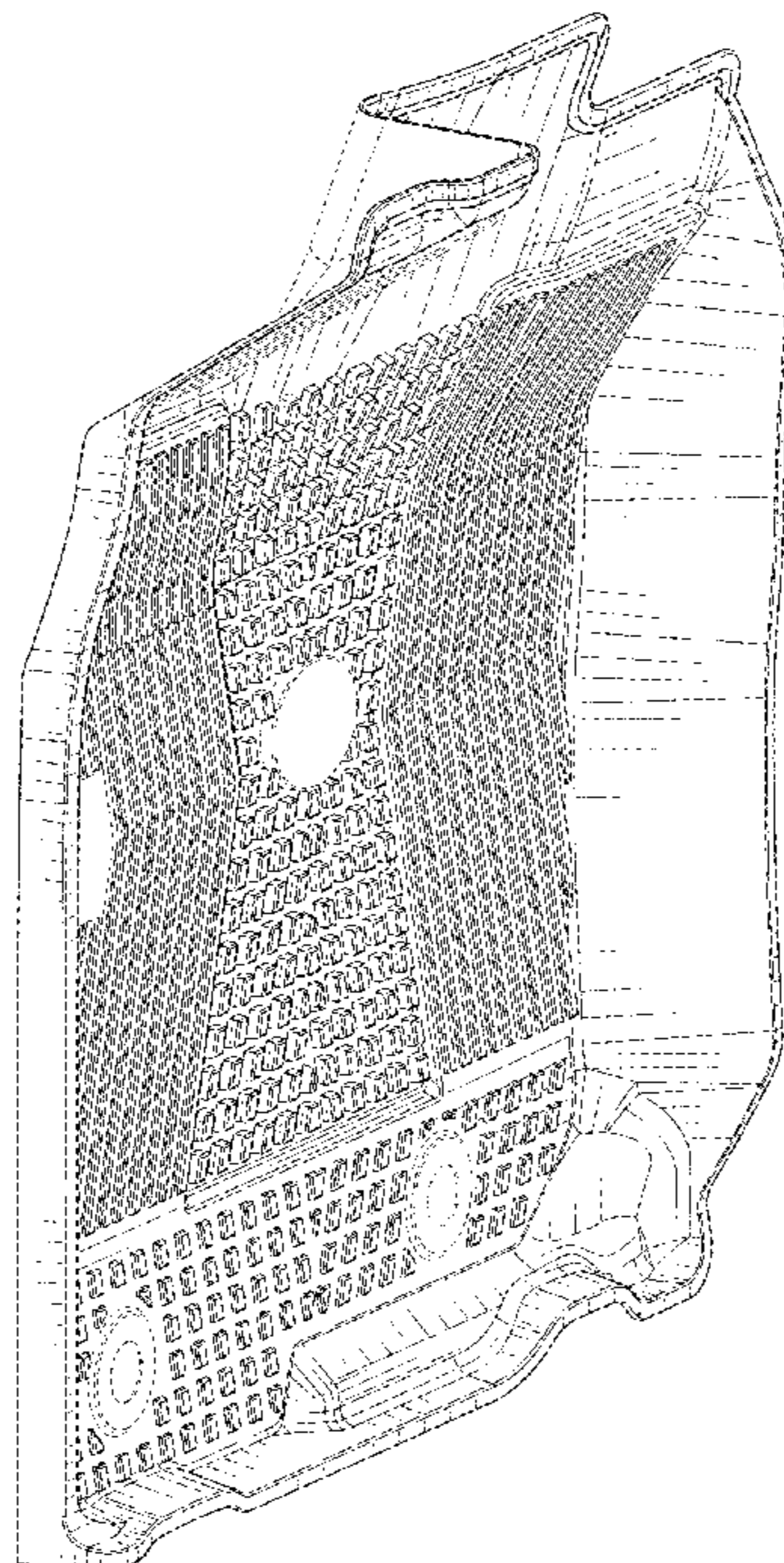
The ornamental design for a vehicle floor mat, as shown and described.

**DESCRIPTION**

FIG. 1 is a perspective view of the vehicle floor mat showing our new design;  
FIG. 2 is a top plan view thereof;  
FIG. 3 is a bottom plan view thereof;  
FIG. 4 is a left elevation view thereof;  
FIG. 5 is a right elevation view thereof;  
FIG. 6 is a front elevation view thereof;  
FIG. 7 is a rear elevation view thereof;  
FIG. 8 is a cross-sectional view taken along line 8-8 of FIG. 2;  
FIG. 9 is a cross-sectional view taken along line 9-9 of FIG. 2; and,  
FIG. 10 is a cross-sectional view taken along line 10-10 of FIG. 2.  
The broken lines shown in FIGS. 1-10 are included to show portions of the vehicle floor mat that form no part of the claimed design.

**1 Claim, 7 Drawing Sheets**

(56) **References Cited**  
U.S. PATENT DOCUMENTS  
D432,478 S \* 10/2000 Lu ..... D12/203  
D454,321 S \* 3/2002 Lu ..... D12/203  
D454,324 S \* 3/2002 Lu ..... D12/203  
D514,493 S \* 2/2006 MacNeil ..... D12/203  
D656,875 S \* 4/2012 MacNeil ..... D12/203  
D782,382 S \* 3/2017 Jaimes ..... D12/203  
D801,248 S \* 10/2017 Zheng ..... D12/203  
D804,385 S \* 12/2017 MacNeil ..... D12/203  
D804,386 S \* 12/2017 Tan ..... D12/203



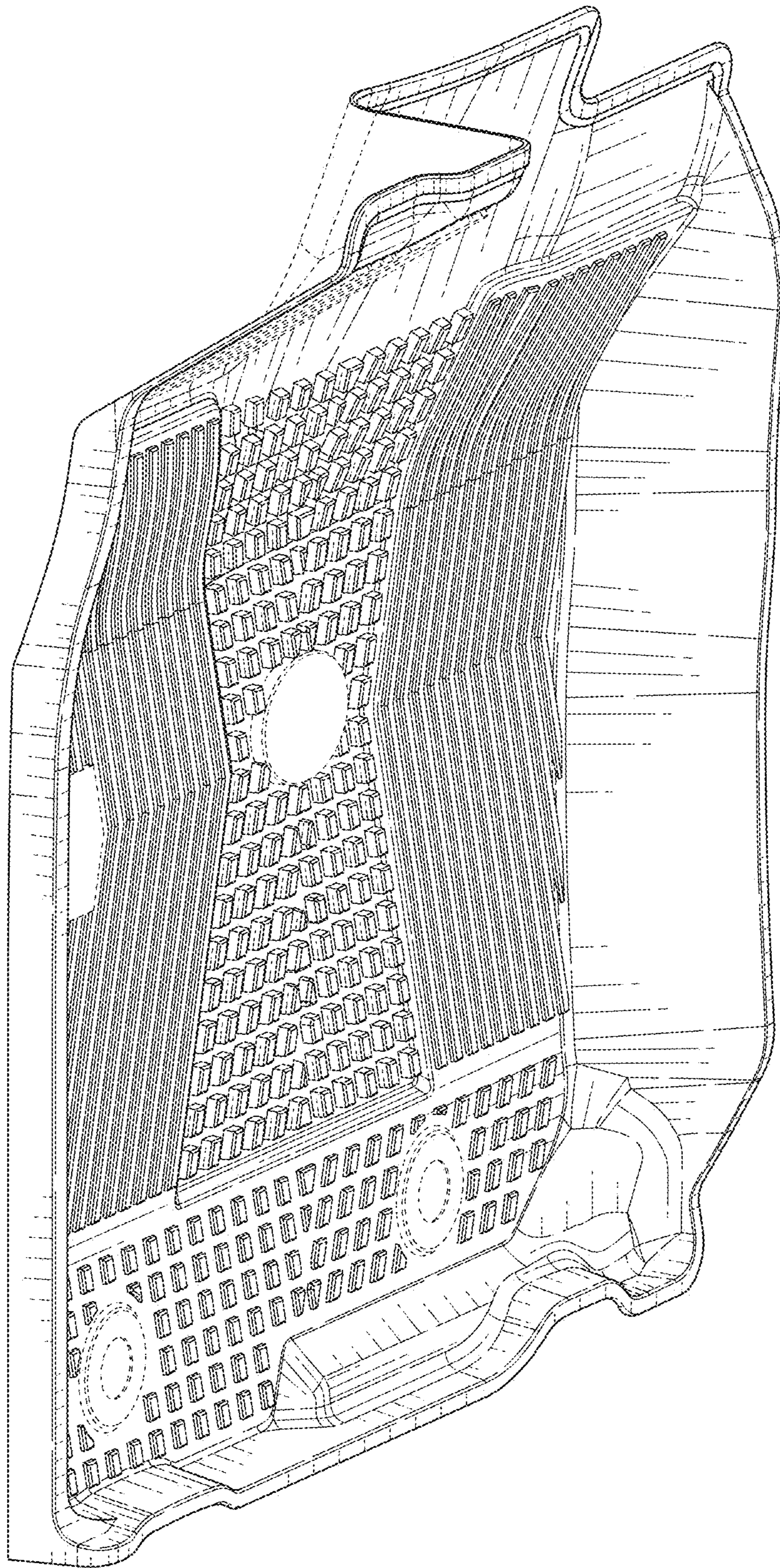


FIG. 1

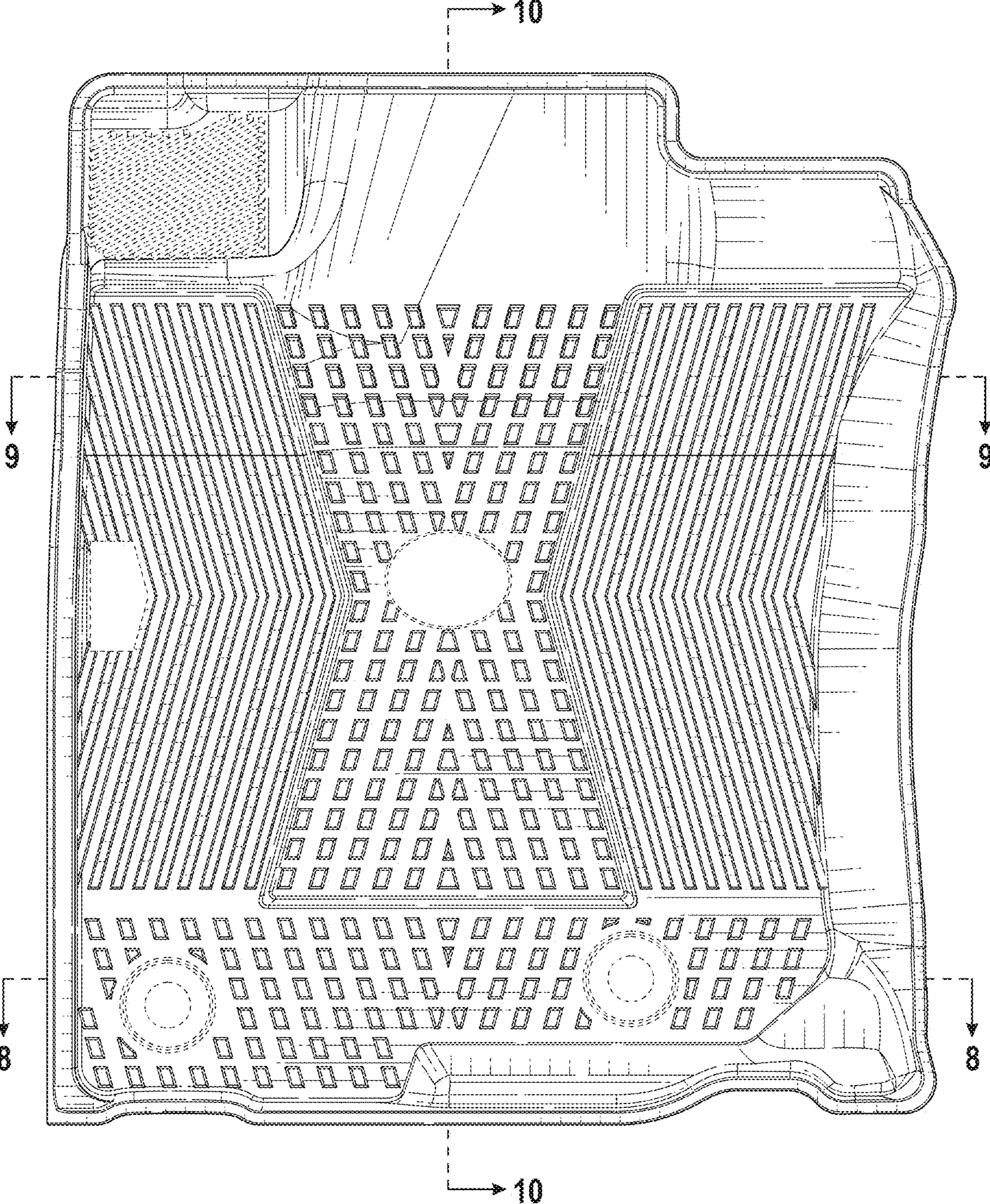


FIG. 2

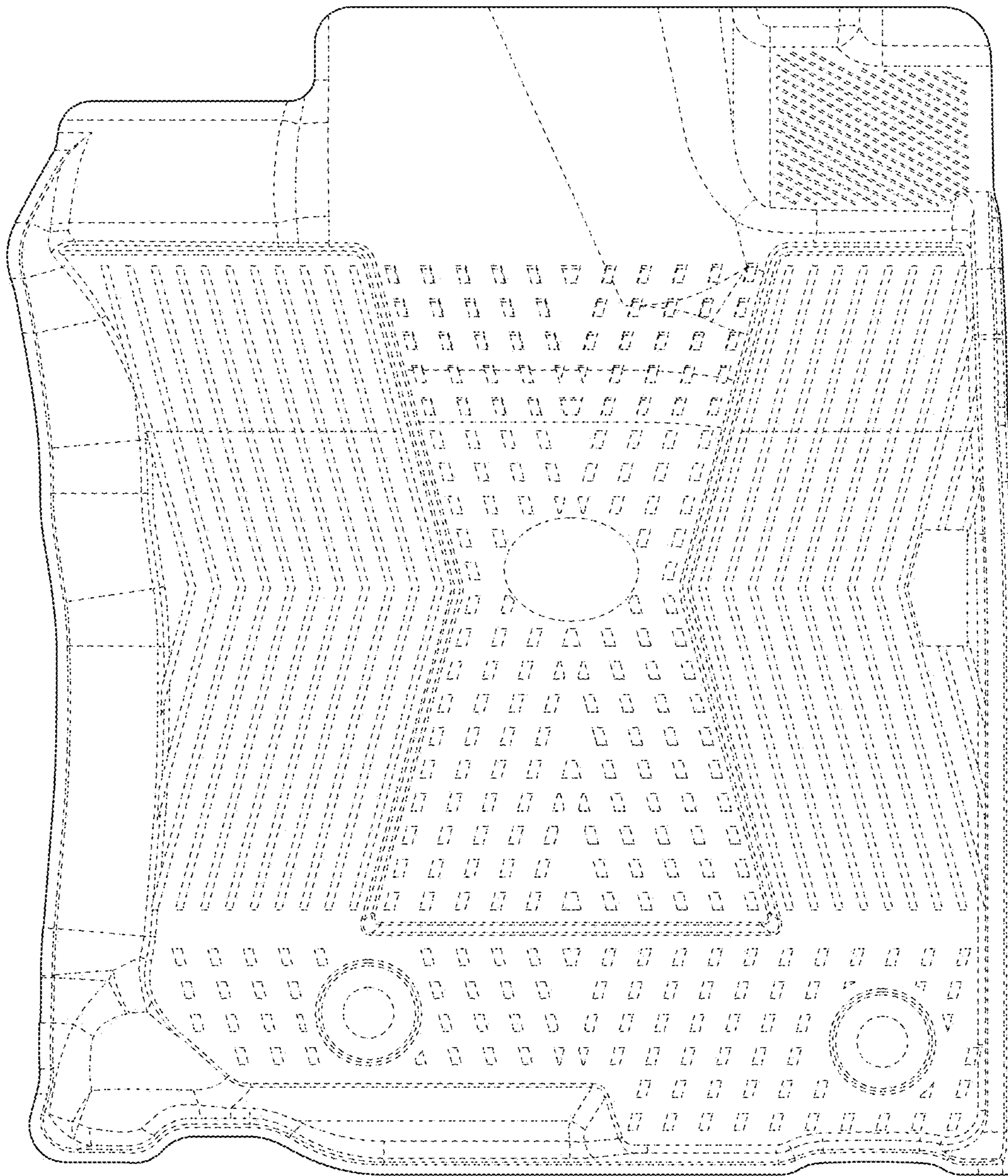


FIG. 3




FIG. 4

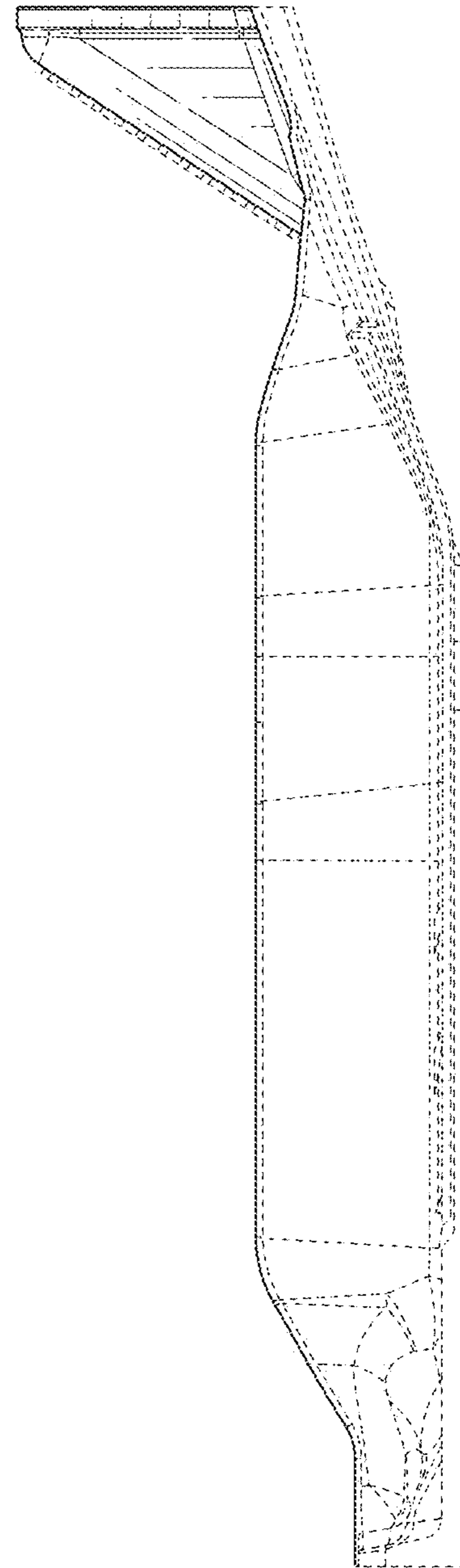


FIG. 5




FIG. 6

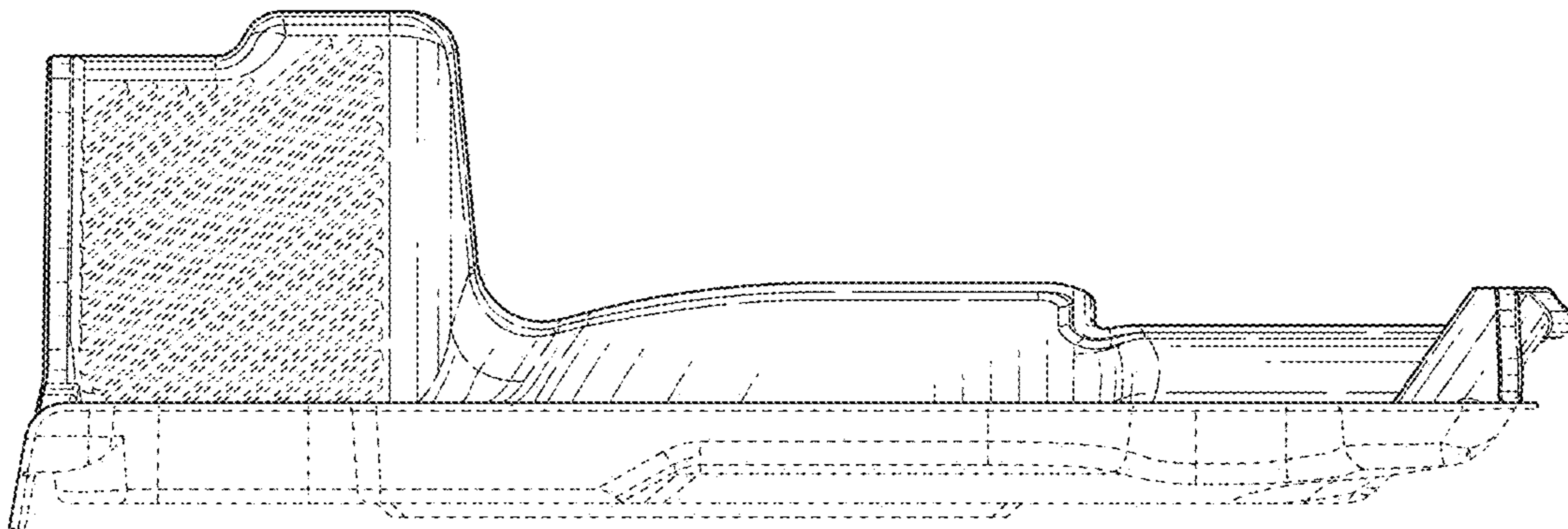


FIG. 7

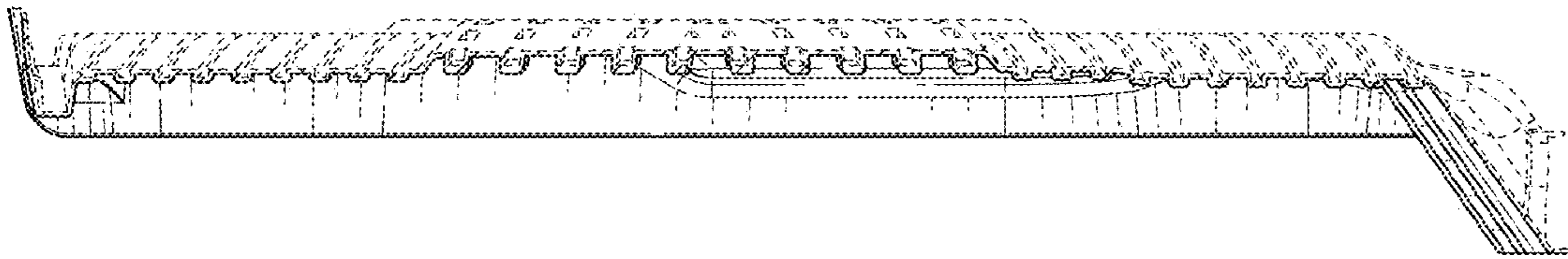


FIG. 8




FIG. 9

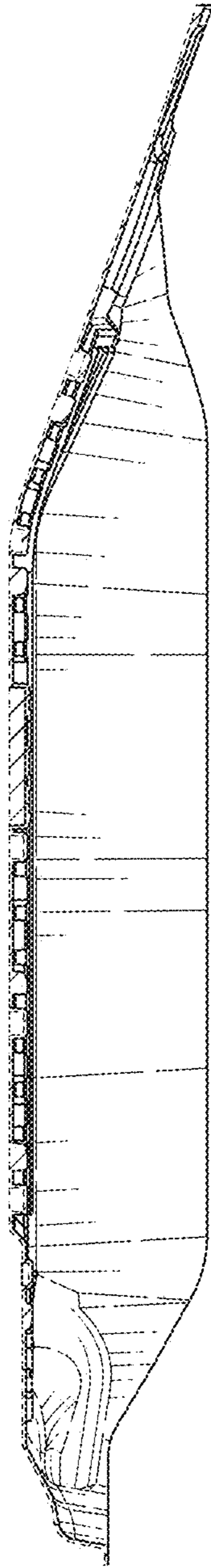


FIG. 10