



US00D979474S

(12) **United States Design Patent** (10) **Patent No.:** **US D979,474 S**  
**Kang et al.** (45) **Date of Patent:** **\*\* Feb. 28, 2023**

(54) **DISPLAY PANEL FOR VEHICLES**

D865,604 S \* 11/2019 Kang ..... D12/192  
D913,173 S \* 3/2021 Kim ..... D12/192  
D913,174 S \* 3/2021 Kim ..... D12/192  
D913,199 S \* 3/2021 Song ..... D12/415  
2017/0274773 A1\* 9/2017 Woodhouse ..... B60R 16/02

(71) Applicant: **LG ELECTRONICS INC.**, Seoul (KR)

(72) Inventors: **Seungmo Kang**, Seoul (KR); **Inkoo Shim**, Seoul (KR)

\* cited by examiner

(73) Assignee: **LG ELECTRONICS INC.**, Seoul (KR)

*Primary Examiner* — Joseph Kukella  
(74) *Attorney, Agent, or Firm* — Birch, Stewart, Kolasch & Birch, LLP

(\*\*) Term: **15 Years**

(21) Appl. No.: **35/513,295**

(57) **CLAIM**

(22) Filed: **Jun. 30, 2021**

The ornamental design for a display panel for vehicles, as shown and described.

(80) **Hague Agreement Data**

Int. Filing Date: **Jun. 30, 2021**  
Int. Reg. No.: **DM/216340**  
Int. Reg. Date: **Jun. 30, 2021**  
Int. Reg. Pub. Date: **Dec. 31, 2021**

**DESCRIPTION**

(30) **Foreign Application Priority Data**

Jan. 15, 2021 (KR) ..... 30-2021-0002327

(51) **LOC (14) Cl.** ..... **12-16**

(52) **U.S. Cl.** ..... **D12/192**  
USPC .....

(58) **Field of Classification Search**  
USPC ..... D12/192; D14/371, 374  
CPC ..... B60K 37/00; B60K 37/02; B60K 37/04; B60K 37/06  
See application file for complete search history.

- 1. Display panel for vehicles
- 1.1 : Perspective
- 1.2 : Front
- 1.3 : Back
- 1.4 : Left
- 1.5 : Right
- 1.6 : Top
- 1.7 : Bottom
- 1.8 : Reference

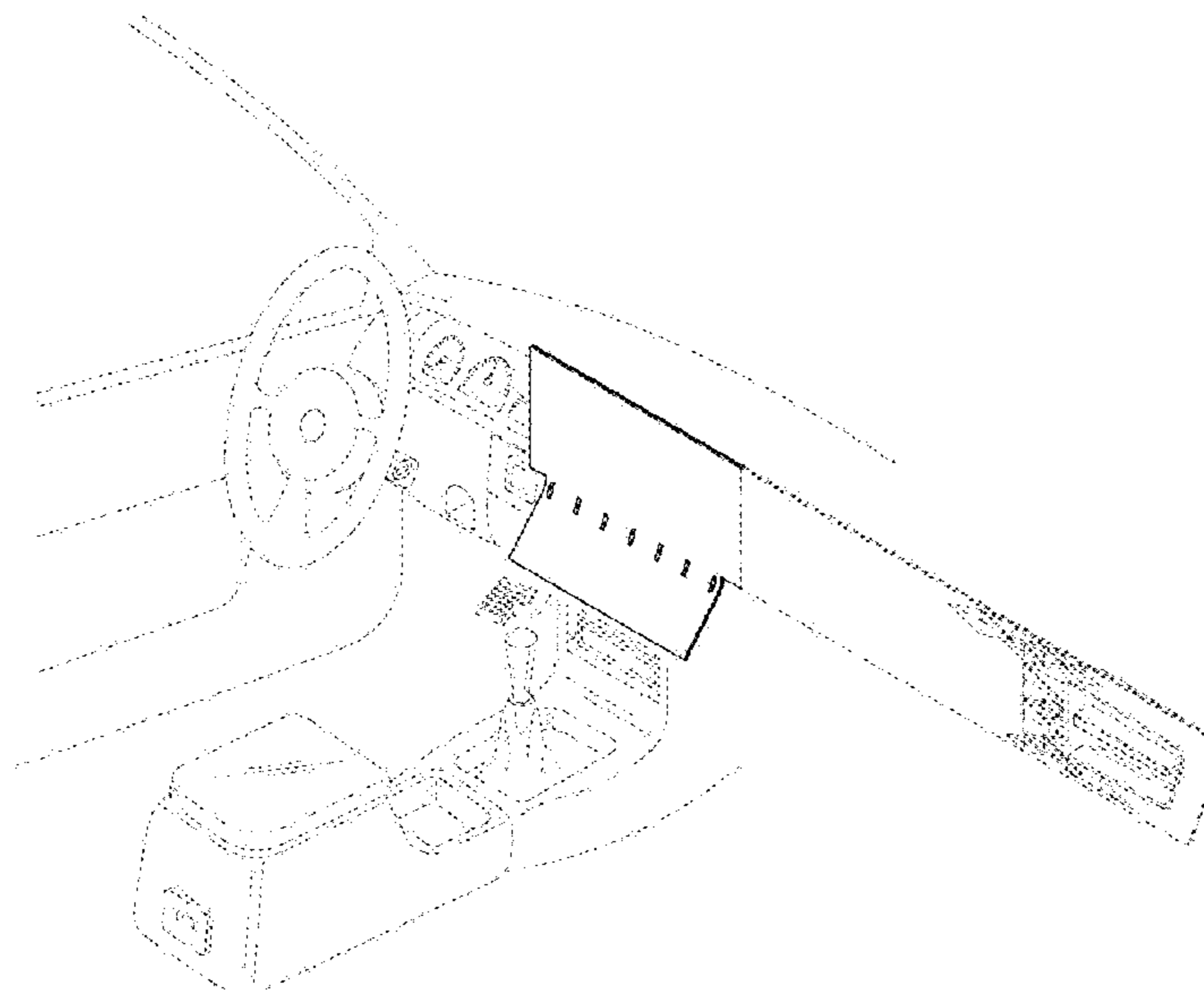
The broken lines indicate portions of the article that form no part of the claimed design; the dot-dashed lines in reproductions **1.1**, **1.2**, **1.3** and **1.8** define the boundaries and do not form no part of the claimed design; reproduction **1.8** is a reference view showing the claimed design installed into the vehicle; the broken lines showing of the vehicle interior in reproduction **1.8** is provided for the purpose of illustrating environmental structure and form no part of the claimed design.

(56) **References Cited**

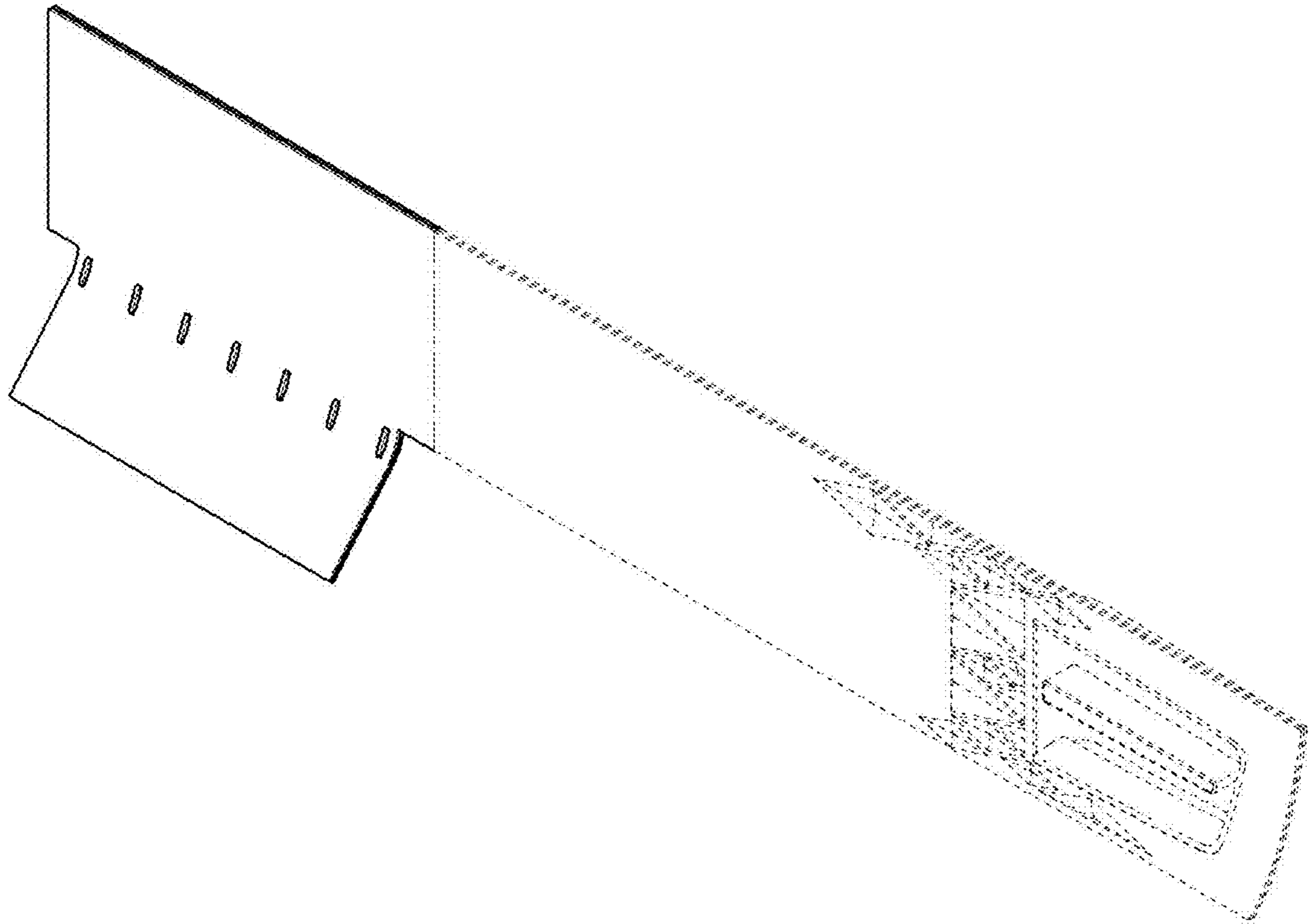
U.S. PATENT DOCUMENTS

D832,754 S \* 11/2018 Ryu ..... B60R 16/02  
D12/192  
D836,049 S \* 12/2018 Ryu ..... D12/192


**1 Claim, 8 Drawing Sheets**




1.1



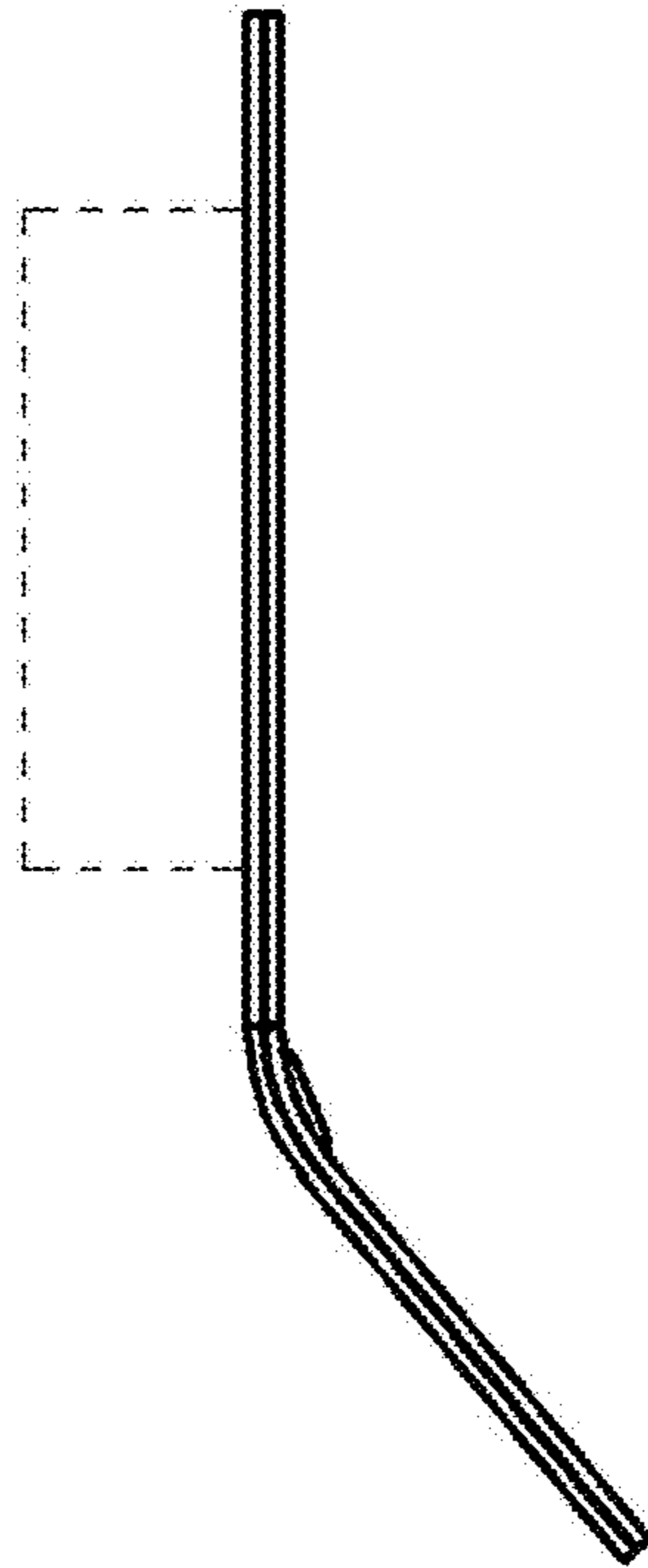
1.2



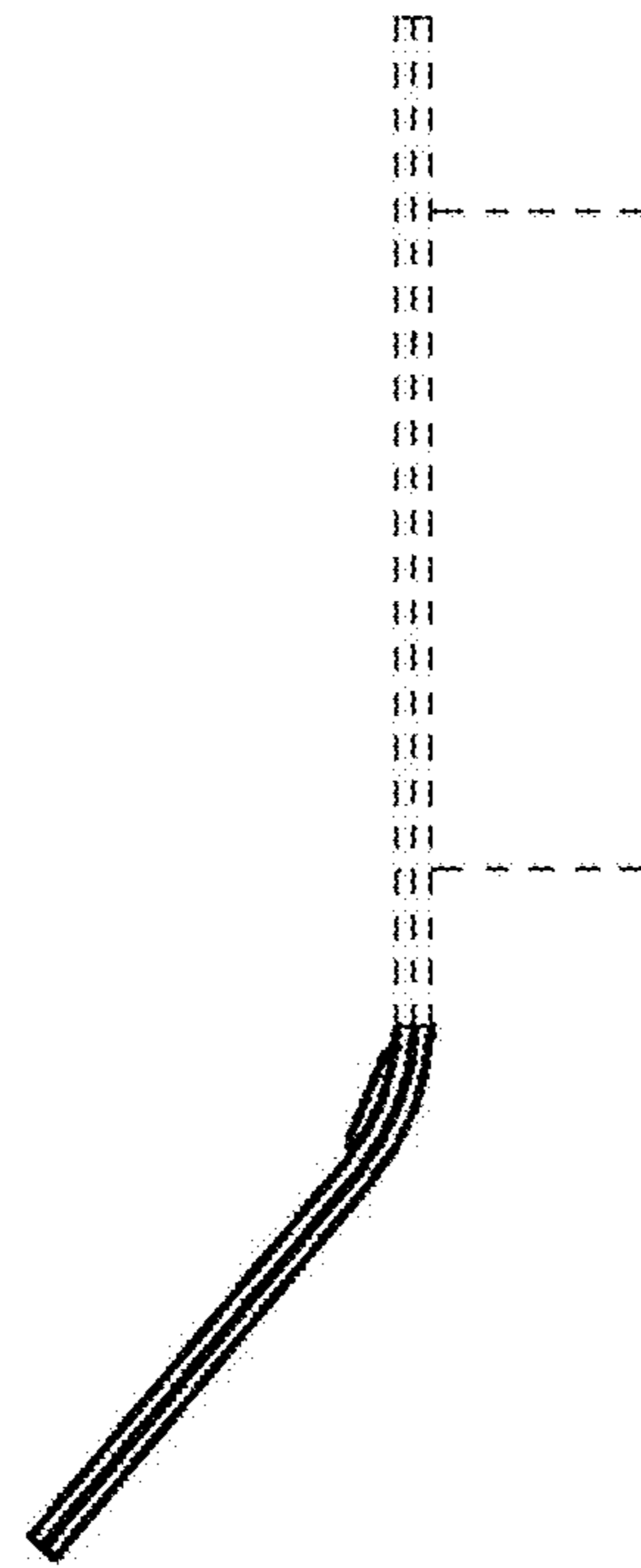
1.3




1.4




1.5



1.6



1.7





1.8

