



US00D979472S

(12) **United States Design Patent**
Taverna

(10) **Patent No.:** **US D979,472 S**

(45) **Date of Patent:** **** Feb. 28, 2023**

(54) **SIDE ROCKER FOR AN AUTOMOBILE**

D840,890 S * 2/2019 Lu D12/196
D847,711 S * 5/2019 Leong D12/190
D878,265 S * 3/2020 Bentzen D12/190

(71) Applicant: **Advanced Composite Specialties, Inc.**,
Montreal (CA)

(72) Inventor: **Joseph Taverna**, Montreal (CA)

(73) Assignee: **Advanced Composite Specialties, Inc.**,
Montreal (CA)

(**) Term: **15 Years**

(21) Appl. No.: **29/778,872**

(22) Filed: **Apr. 15, 2021**

(51) **LOC (14) Cl.** **12-16**

(52) **U.S. Cl.**
USPC **D12/190**

(58) **Field of Classification Search**
USPC D12/190, 192, 181, 196, 415, 400, 404,
D12/167, 169, 86, 171; D15/28, 30, 33
CPC B60R 21/05; B60R 21/20; B60R 21/206;
B62D 25/14; B60K 37/02; B60K 37/04
See application file for complete search history.

(56) **References Cited**

U.S. PATENT DOCUMENTS

D413,561 S * 9/1999 Kulla D12/167
D447,990 S * 9/2001 Yokomaku D12/190
D464,596 S * 10/2002 Yokomaku D12/190
D468,671 S * 1/2003 Tampi D12/190
D599,264 S * 9/2009 Akasawa D12/181
D607,391 S * 1/2010 Krauss D12/190
D623,104 S * 9/2010 Akasawa D12/190
D647,018 S * 10/2011 Furst D12/190
D709,419 S * 7/2014 Watkins D12/196
D754,580 S * 4/2016 Laviolette D12/196
D772,771 S * 11/2016 Battams D12/196
D788,665 S * 6/2017 Buck D12/190
D811,301 S * 2/2018 Peat D12/190

OTHER PUBLICATIONS

“Ascension Side Skirt Set for Tesla Model 3”, Unplugged Performance, Inc., © 2021, retrieved on Apr. 15, 2021 from <https://unpluggedperformance.com/product/ascension-side-skirt-set-model-3/>.

“Tesla Model 3 Carbon Fiber Side Skirts” (Set of 2), T Sportline, © 2021, retrieved on Apr. 15, 2021 from <https://tsportline.com/products/tesla-model-3-carbon-fiber-side-skirts>.

* cited by examiner

Primary Examiner — Susan E Krakower

Assistant Examiner — Jerry Shiu-an-Hua Hsu

(74) *Attorney, Agent, or Firm* — Caesar Rivise, PC

(57) **CLAIM**

The ornamental design for a side rocker for an automobile, as shown and described.

DESCRIPTION

FIG. 1 is an isometric view of a side rocker for an automobile showing my new design;

FIG. 2 is a front elevation view thereof;

FIG. 3 is a rear elevation view thereof;

FIG. 4 is a right side elevation view thereof;

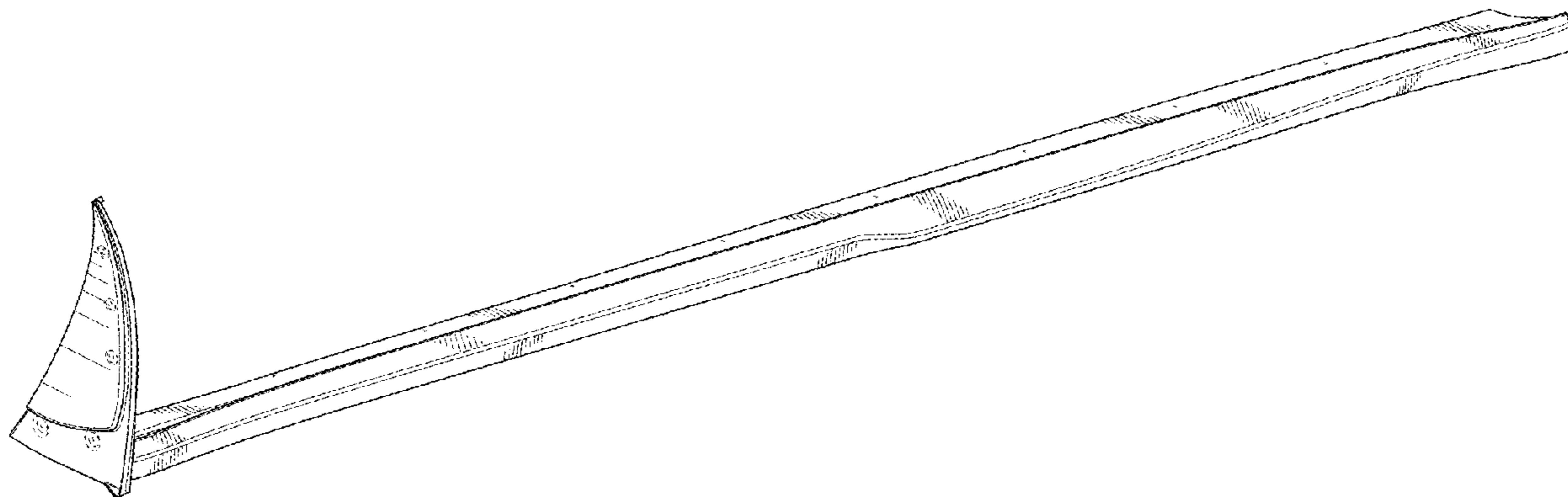
FIG. 5 is a left side elevation view thereof;

FIG. 6 is a top plan view thereof; and,

FIG. 7 is a bottom plan view thereof.

The features shown in broken lines in the drawing depict portions of the design that form no part of the claimed design.

1 Claim, 4 Drawing Sheets



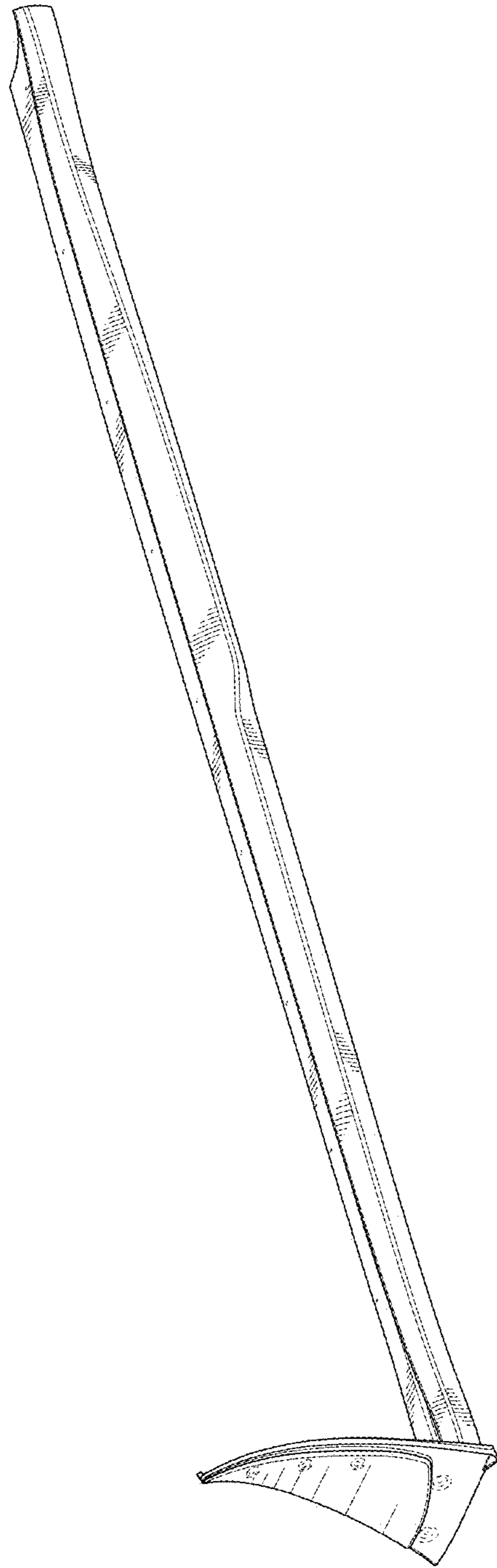


FIG. 1

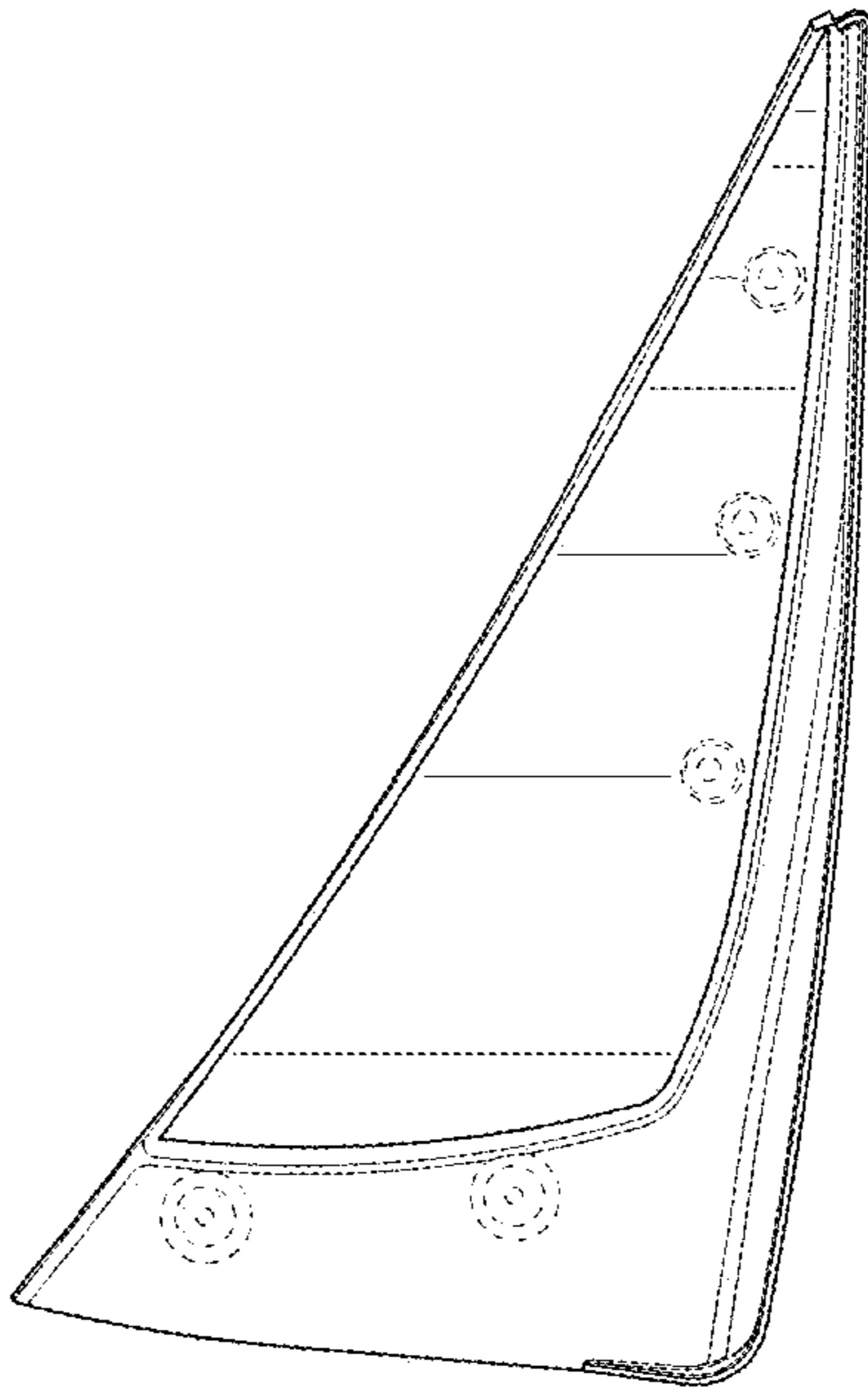


FIG. 2

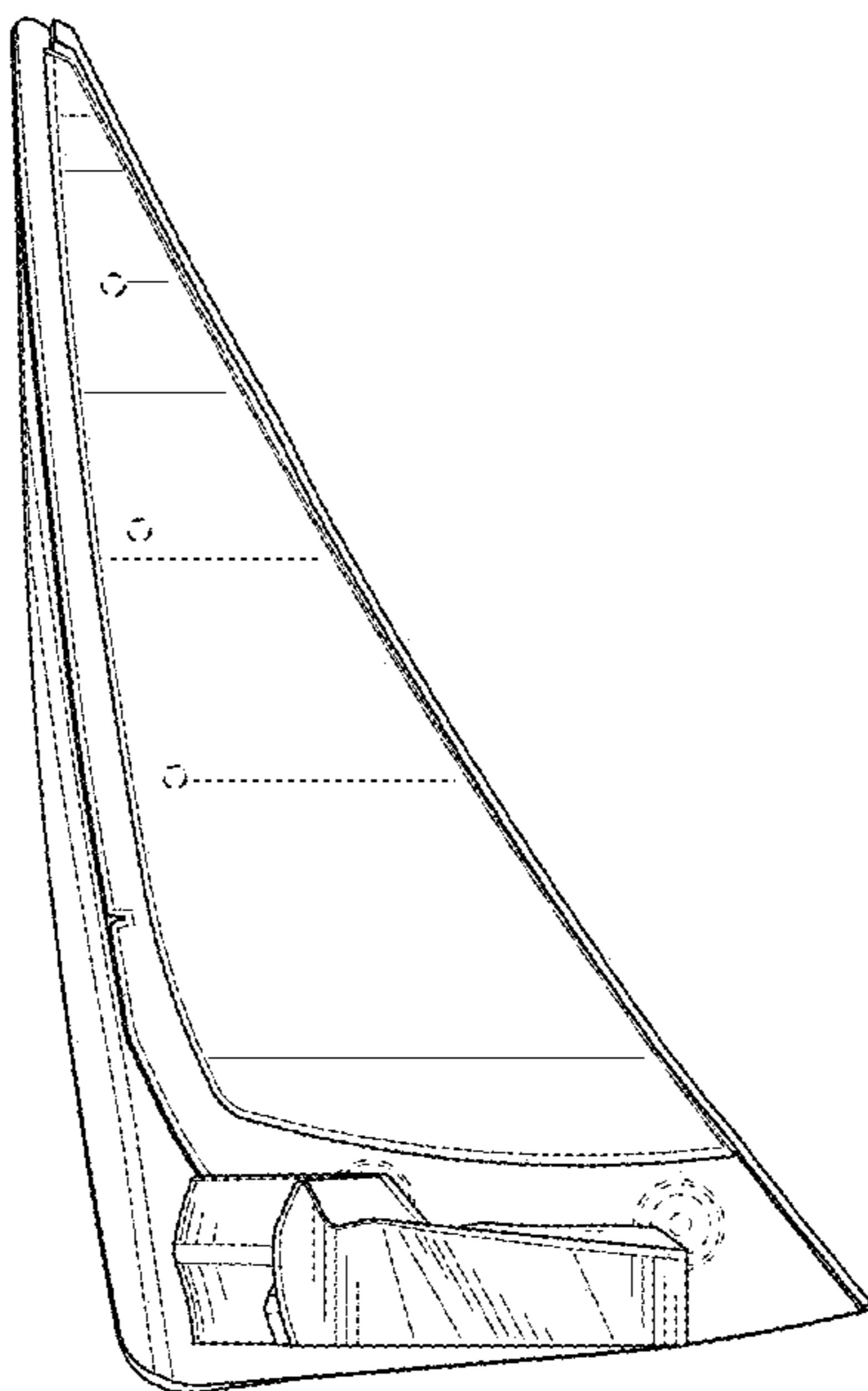


FIG. 3

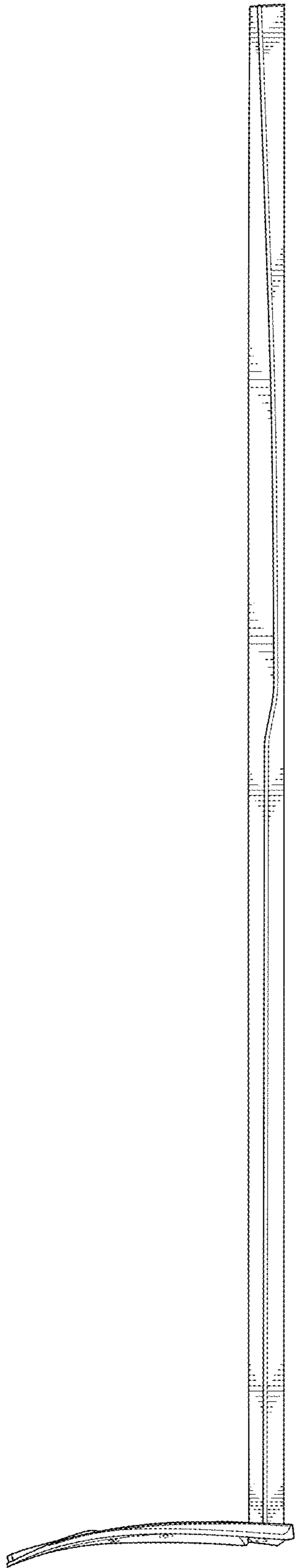


FIG. 4

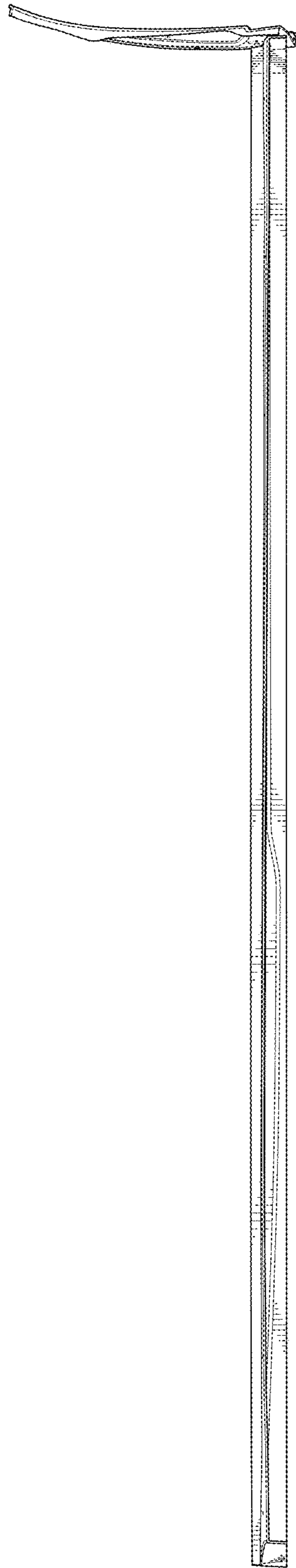


FIG. 5

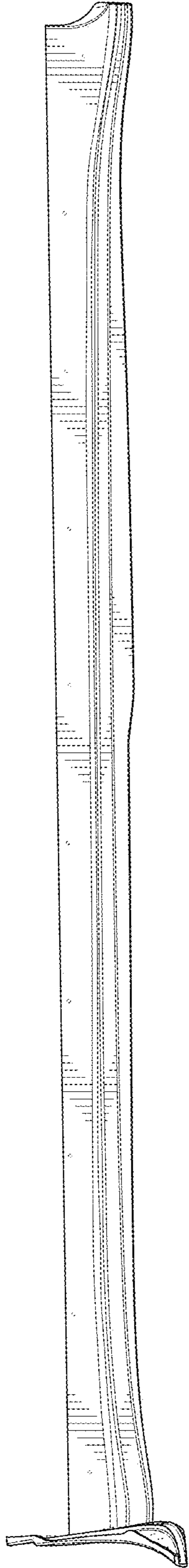


FIG. 6

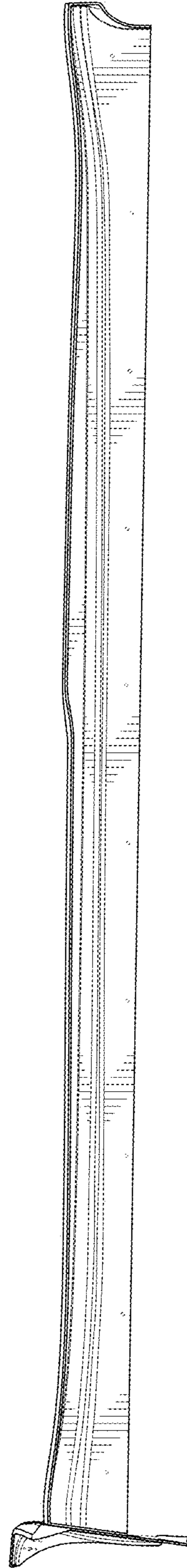


FIG. 7