



US00D979465S

(12) **United States Design Patent** (10) **Patent No.:** **US D979,465 S**  
**Curic et al.** (45) **Date of Patent:** **\*\* Feb. 28, 2023**

(54) **VEHICLE FRONT UPPER GRILLE**  
(71) Applicant: **Ford Global Technologies, LLC**,  
Dearborn, MI (US)  
(72) Inventors: **Kemal Curic**, Irvine, CA (US); **Earl Lucas**, Southfield, MI (US); **Shawn Wehrly**, Northville, MI (US); **Ahmad Ahmadalkhorasani**, Detroit, MI (US)  
(73) Assignee: **Ford Global Technologies, LLC**,  
Dearborn, MI (US)  
(\*\*) Term: **15 Years**  
(21) Appl. No.: **29/799,244**  
(22) Filed: **Jul. 13, 2021**  
(51) **LOC (14) Cl.** ..... **12-16**  
(52) **U.S. Cl.**  
USPC ..... **D12/163**  
(58) **Field of Classification Search**  
USPC ..... D12/163, 196, 86, 90-92, 169, 190, 98,  
D12/164; 293/193.11; 180/68.1, 68.6  
CPC ..... B62B 9/16; B60K 11/08; B62D 25/08;  
B60R 19/52  
See application file for complete search history.

D793,283 S \* 8/2017 Woodhouse ..... D12/91  
D819,514 S \* 6/2018 Woodhouse ..... D12/163  
D865,581 S \* 11/2019 Woodhouse ..... D12/163  
D865,582 S \* 11/2019 Woodhouse ..... D12/163  
D869,337 S \* 12/2019 Woodhouse ..... D12/91  
D887,321 S \* 6/2020 Woodhouse ..... D12/163  
D887,322 S \* 6/2020 Woodhouse ..... D12/163  
D913,868 S \* 3/2021 Woodhouse ..... D12/163

**OTHER PUBLICATIONS**

Andrew Wendler, The 2021 Ford F-150, Spied Testing, Looks Pretty Evolutionary, May 8, 2019 <https://www.caranddriver.com/news/a27409108/2021-ford-f-150-pickup-spied/>.

\* cited by examiner

*Primary Examiner* — Melody N Brown

(74) *Attorney, Agent, or Firm* — Vichit Chea

(57) **CLAIM**

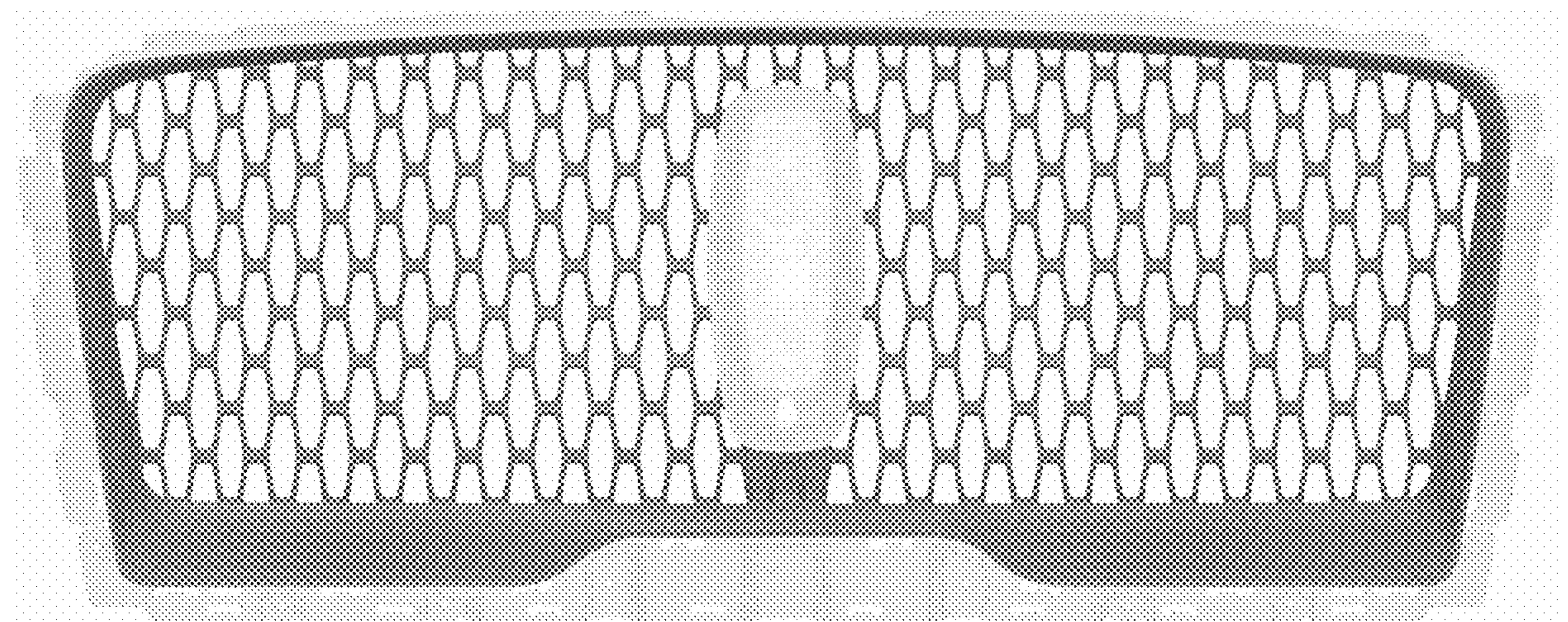
The ornamental design for a vehicle front upper grille, as shown and described.

**DESCRIPTION**

FIG. 1 is a front elevational view of a vehicle front upper grille, showing our new design;  
FIG. 2 is a left side elevational view thereof;  
FIG. 3 is a right side elevational view thereof;  
FIG. 4 is a top plan view thereof;  
FIG. 5 is a bottom plan view thereof;  
FIG. 6 is a top, front and left side perspective view thereof;  
and,  
FIG. 7 is a bottom, front and left side perspective view thereof.  
The claimed design is indicated by the relatively dark portions in the figures. The de-emphasized and relatively light portions form no part of the claimed design.

**1 Claim, 7 Drawing Sheets**

(56) **References Cited**  
U.S. PATENT DOCUMENTS  
D756,854 S \* 5/2016 Horiuchi ..... D12/163  
D758,928 S \* 6/2016 Messale ..... D12/163  
D766,782 S \* 9/2016 Arroba ..... D12/163  
D769,779 S \* 10/2016 Woodhouse ..... D12/163  
D770,942 S \* 11/2016 Woodhouse ..... D12/92  
D781,188 S \* 3/2017 Wolff ..... D12/163  
D787,375 S \* 5/2017 Curie ..... D12/92  
D787,376 S \* 5/2017 Wolff ..... D12/92  
D788,654 S \* 6/2017 Curie ..... D12/163



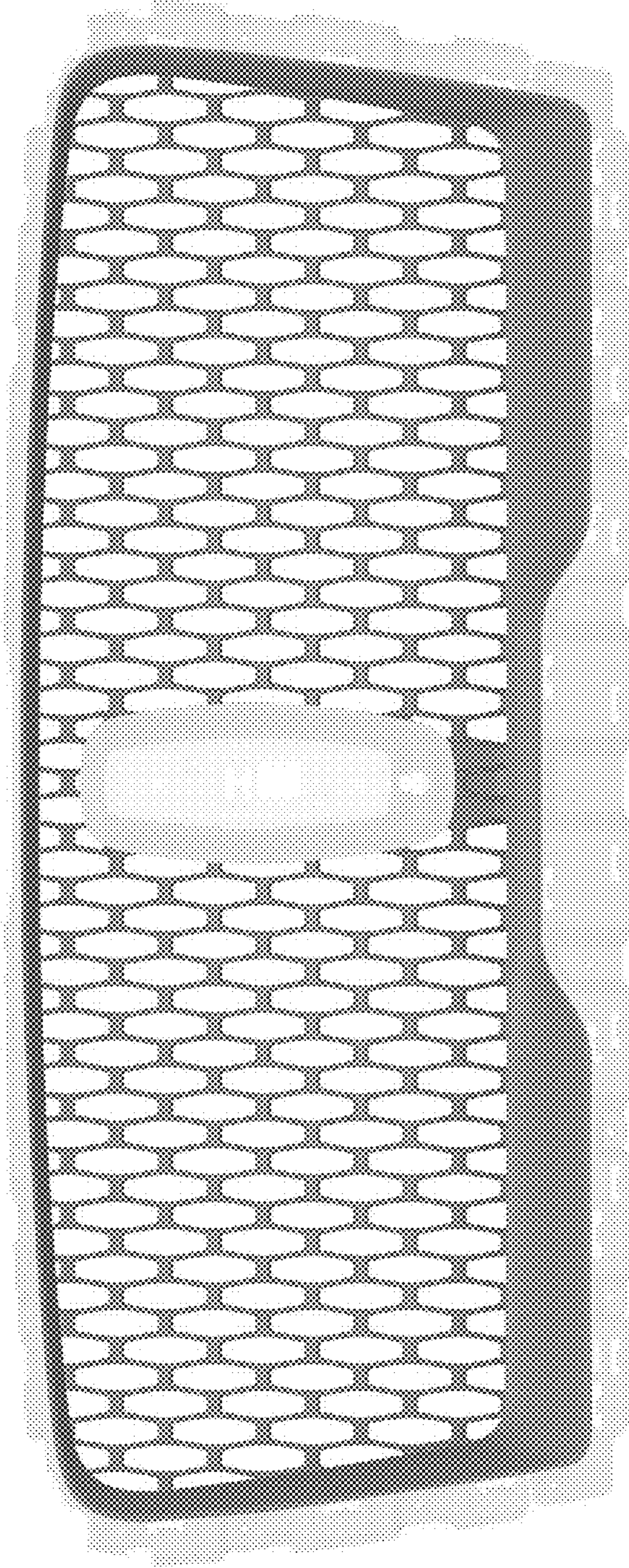


Fig. 1




Fig. 2




Fig. 3




Fig. 4




Fig. 5




Fig. 6




Fig. 7