

US00D979459S

(12) **United States Design Patent**
Uimonen et al.

(10) **Patent No.:** **US D979,459 S**

(45) **Date of Patent:** **** Feb. 28, 2023**

- (54) **BIKE FRAME PORTION**
- (71) Applicant: **MOBILITY HOLDINGS, LIMITED**,
Causeway Bay (HK)
- (72) Inventors: **Joakim Uimonen**, Causeway Bay
(HK); **Eric Yi-Hung Lin**, Causeway
Bay (HK); **Joshua Hon**, Causeway Bay
(HK); **Antoine Goudrand**, Causeway
Bay (HK)
- (73) Assignee: **MOBILITY HOLDINGS, LIMITED**,
Causeway Bay (HK)

D726,075	S	*	4/2015	D'Aluisio	D12/111
D734,218	S	*	7/2015	D'Aluisio	D12/111
D766,136	S	*	9/2016	Jankura	D12/111
D797,610	S	*	9/2017	Jankura	D12/111
D858,359	S	*	9/2019	Lentz	D12/111
D865,574	S	*	11/2019	Russell	D12/111
D885,986	S	*	6/2020	Chan	D12/111
D906,893	S	*	1/2021	Lin	D12/111
D908,046	S	*	1/2021	Callahan	D12/111
D909,921	S	*	2/2021	Stafford	D12/111
D923,519	S	*	6/2021	Hafner	D12/111
D939,388	S	*	12/2021	Stafford	D12/111
D939,389	S	*	12/2021	Stafford	D12/111
2021/0147032	A1	*	5/2021	Farrell	B62K 3/04
2021/0284269	A1	*	9/2021	Hu	B62K 19/16
2022/0306240	A1	*	9/2022	Talavasek	B62M 6/90

(**) Term: **15 Years**

* cited by examiner

(21) Appl. No.: **29/794,442**

Primary Examiner — Darlington Ly

(22) Filed: **Jun. 11, 2021**

(74) *Attorney, Agent, or Firm* — Muncy, Geissler, Olds & Lowe, P.C.

(51) **LOC (14) Cl.** **12-11**

(52) **U.S. Cl.**
USPC **D12/111**

(57) **CLAIM**

The ornamental design for a bike frame portion, as shown and described.

(58) **Field of Classification Search**
USPC D12/111, 117; D21/412, 414, 419,
D21/423-428, 431-435

DESCRIPTION

CPC ... B62K 3/00; B62K 3/02; B62K 3/06; B62K
19/18; B62K 25/30; B62K 25/26; B62K
25/286; B62K 2025/048

FIG. 1 is a front and right side perspective view of a bike frame portion embodying our new design;
FIG. 2 is a right side elevation view thereof;
FIG. 3 is a left side elevation view thereof;
FIG. 4 is a rear elevation view thereof;
FIG. 5 is a front elevation view thereof;
FIG. 6 is a top plan view thereof;
FIG. 7 is a bottom plan view thereof; and,
FIG. 8 is a front and right side perspective view thereof in the context of a completed bike frame.

See application file for complete search history.

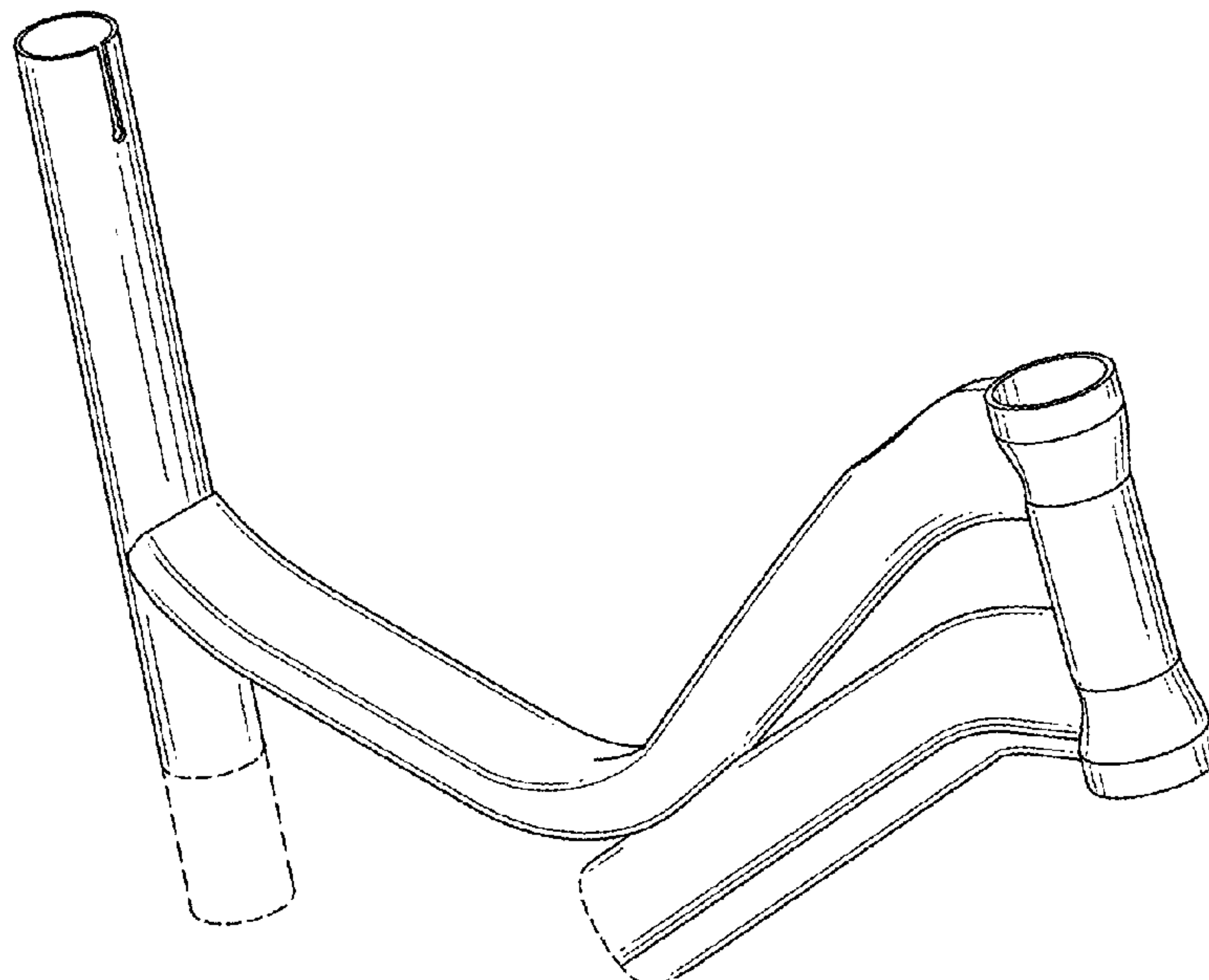
The broken lines in the drawings illustrate portions of the bike frame that form no part of the claimed design.

(56) **References Cited**

U.S. PATENT DOCUMENTS

D419,492	S	*	1/2000	Egger	D12/111
D517,452	S	*	3/2006	Hickman	D12/111
D632,615	S	*	2/2011	Uimonen	D12/111
D637,527	S	*	5/2011	Choi	D12/111
D667,347	S	*	9/2012	Simko	D12/111
D719,488	S	*	12/2014	Stafford	D12/111
D719,880	S	*	12/2014	Juarez	D12/111

1 Claim, 6 Drawing Sheets



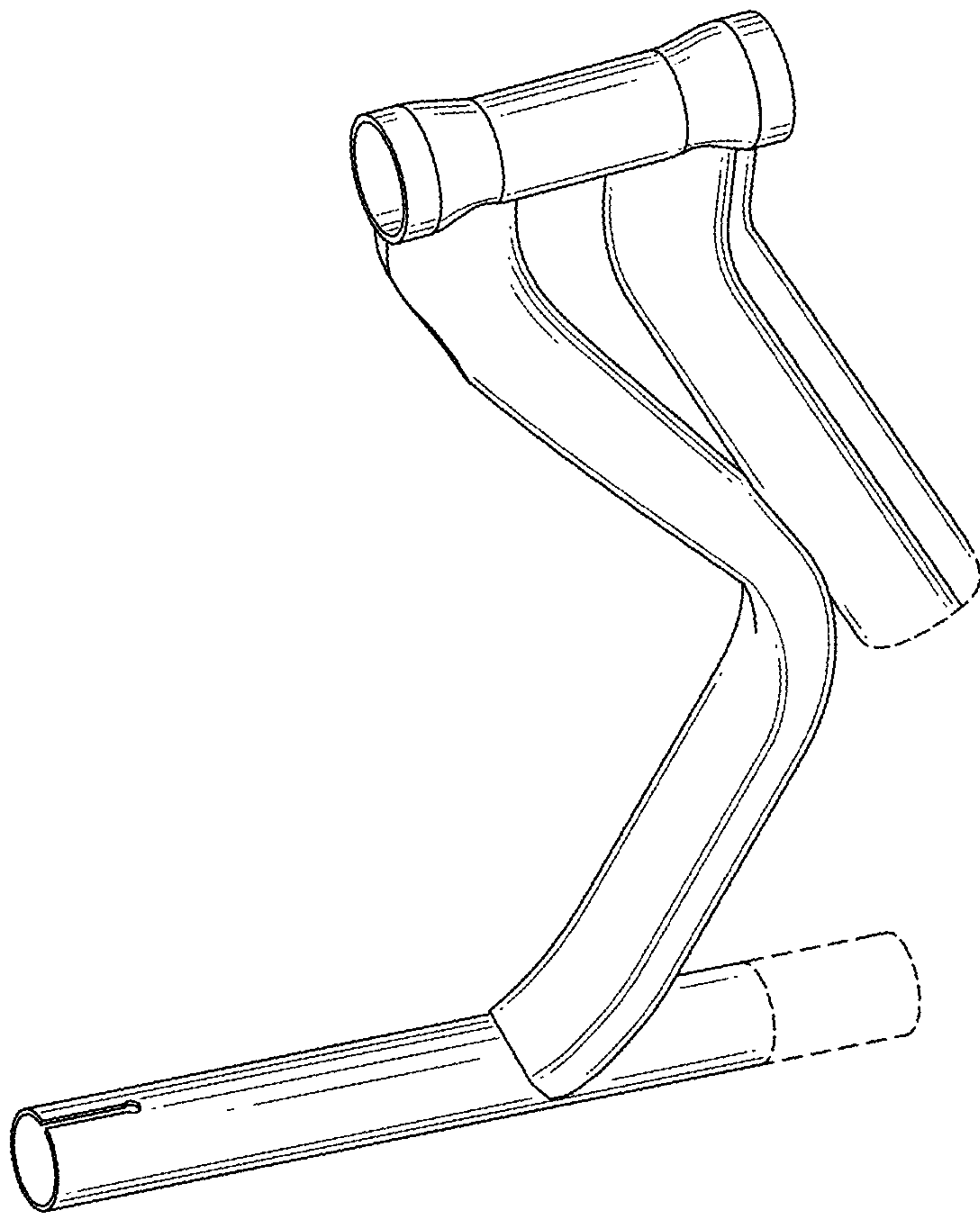


FIG. 1

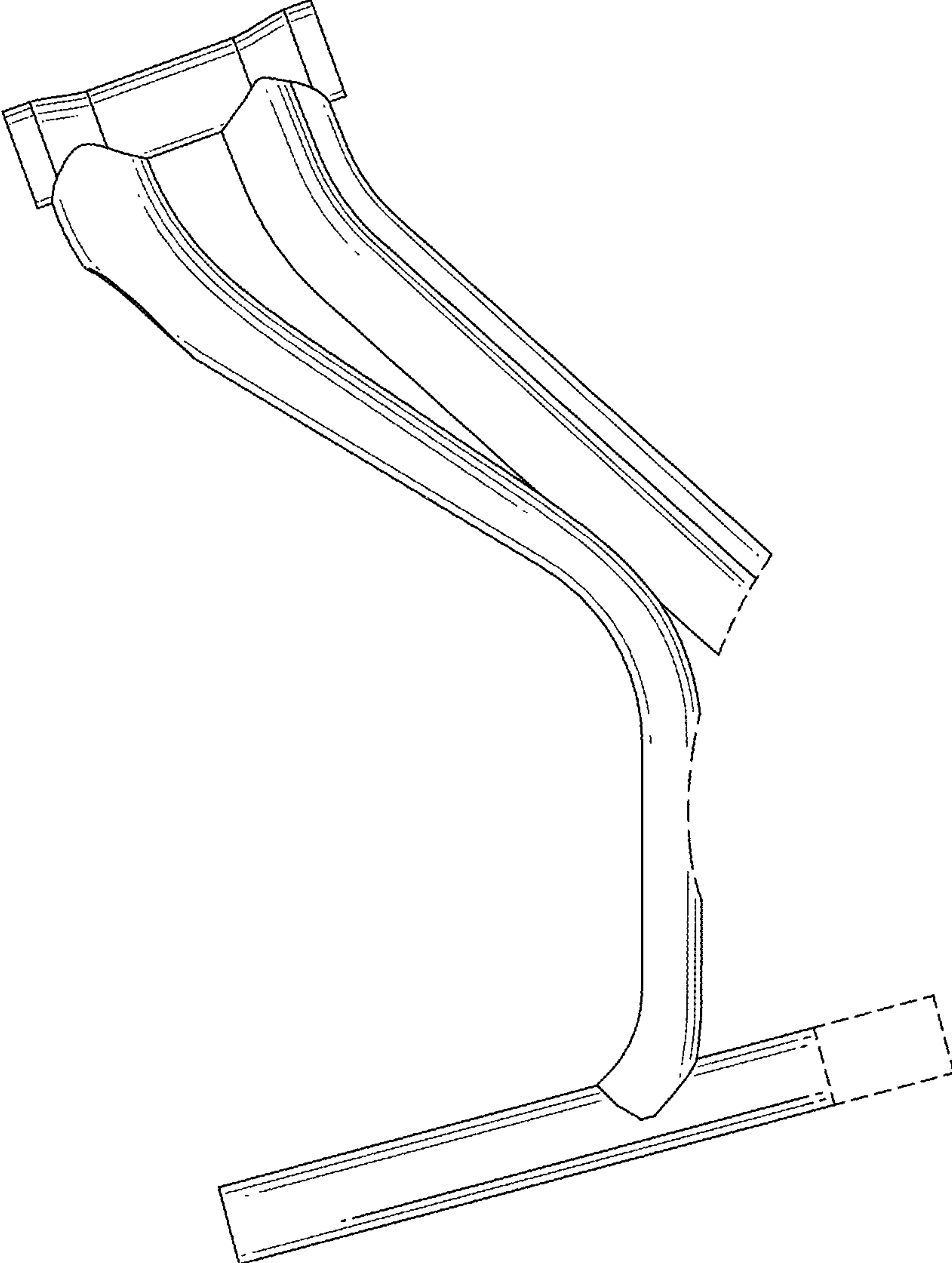


FIG. 2

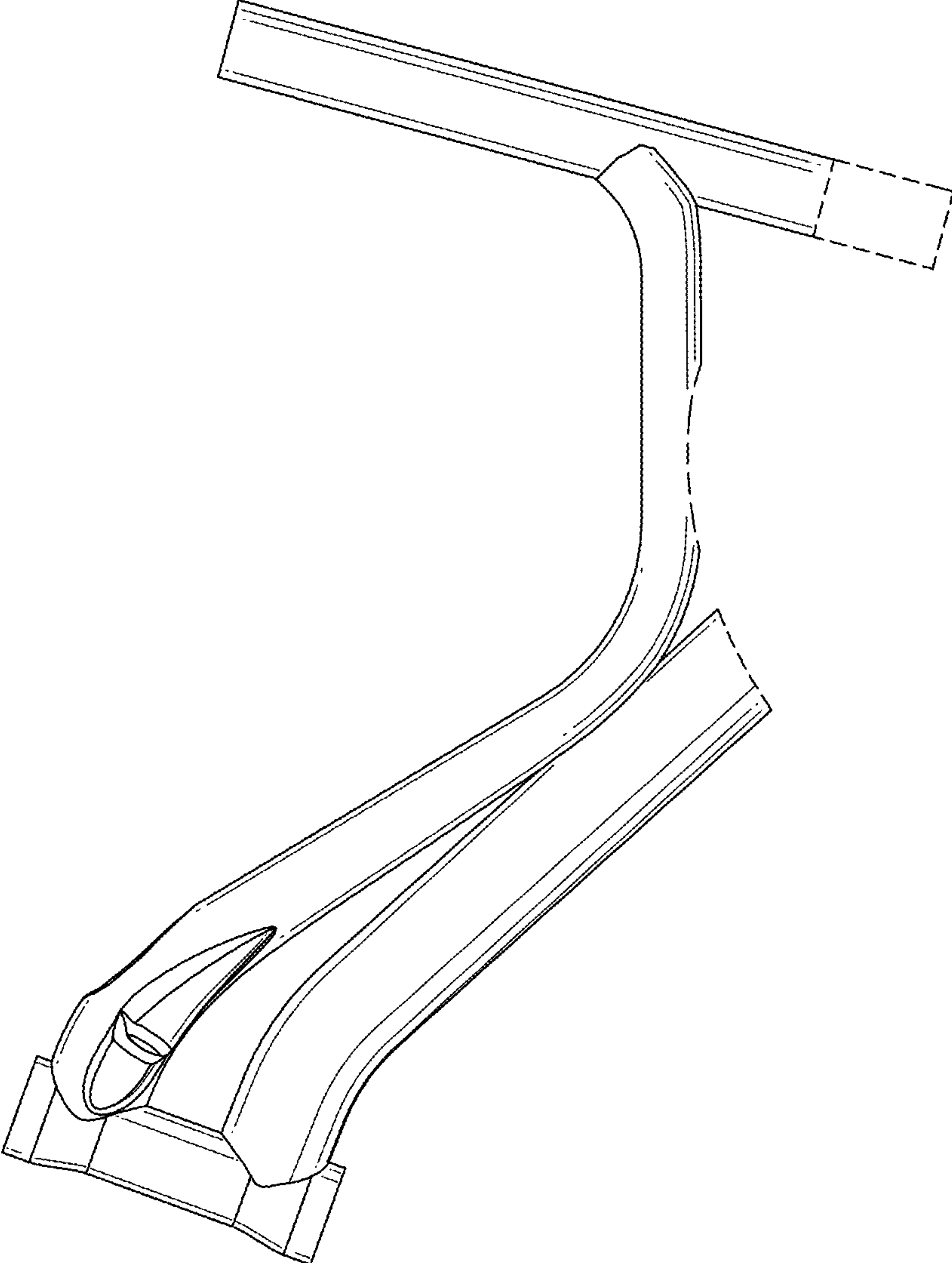


FIG. 3

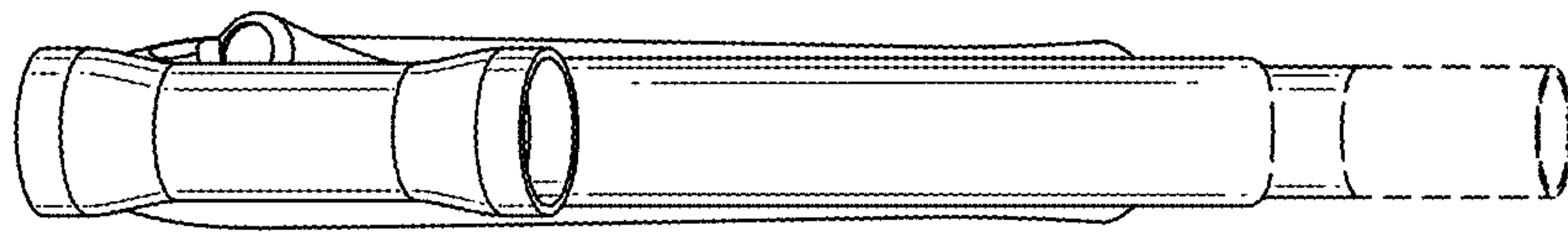


FIG. 5

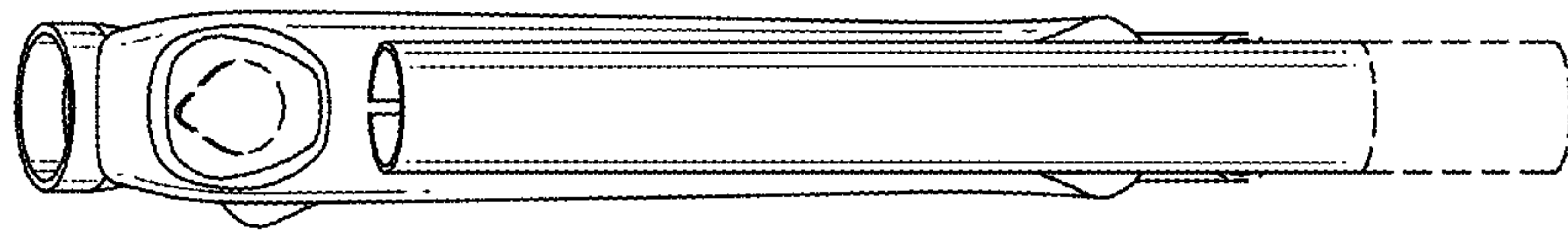


FIG. 4

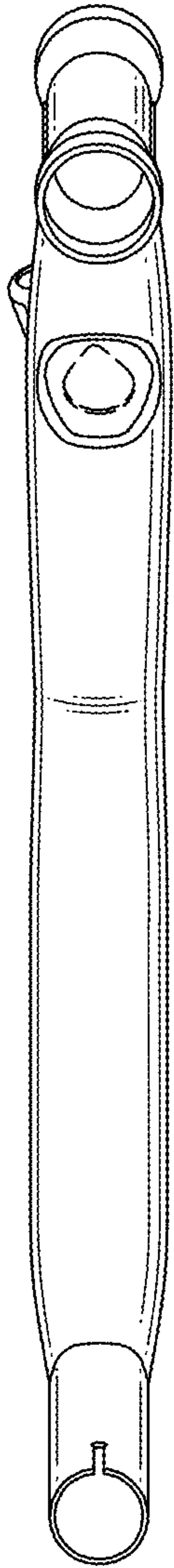


FIG. 6

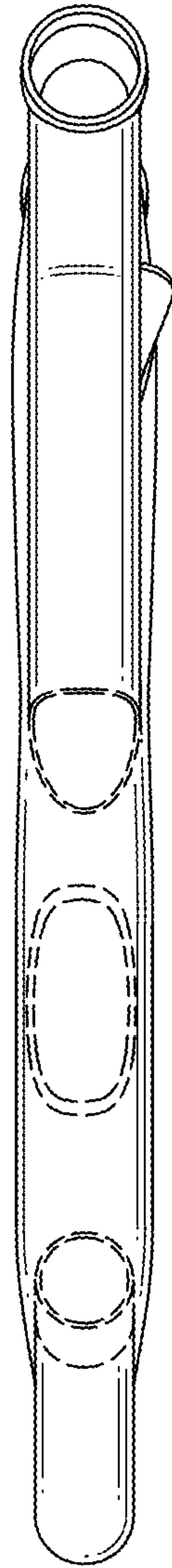


FIG. 7

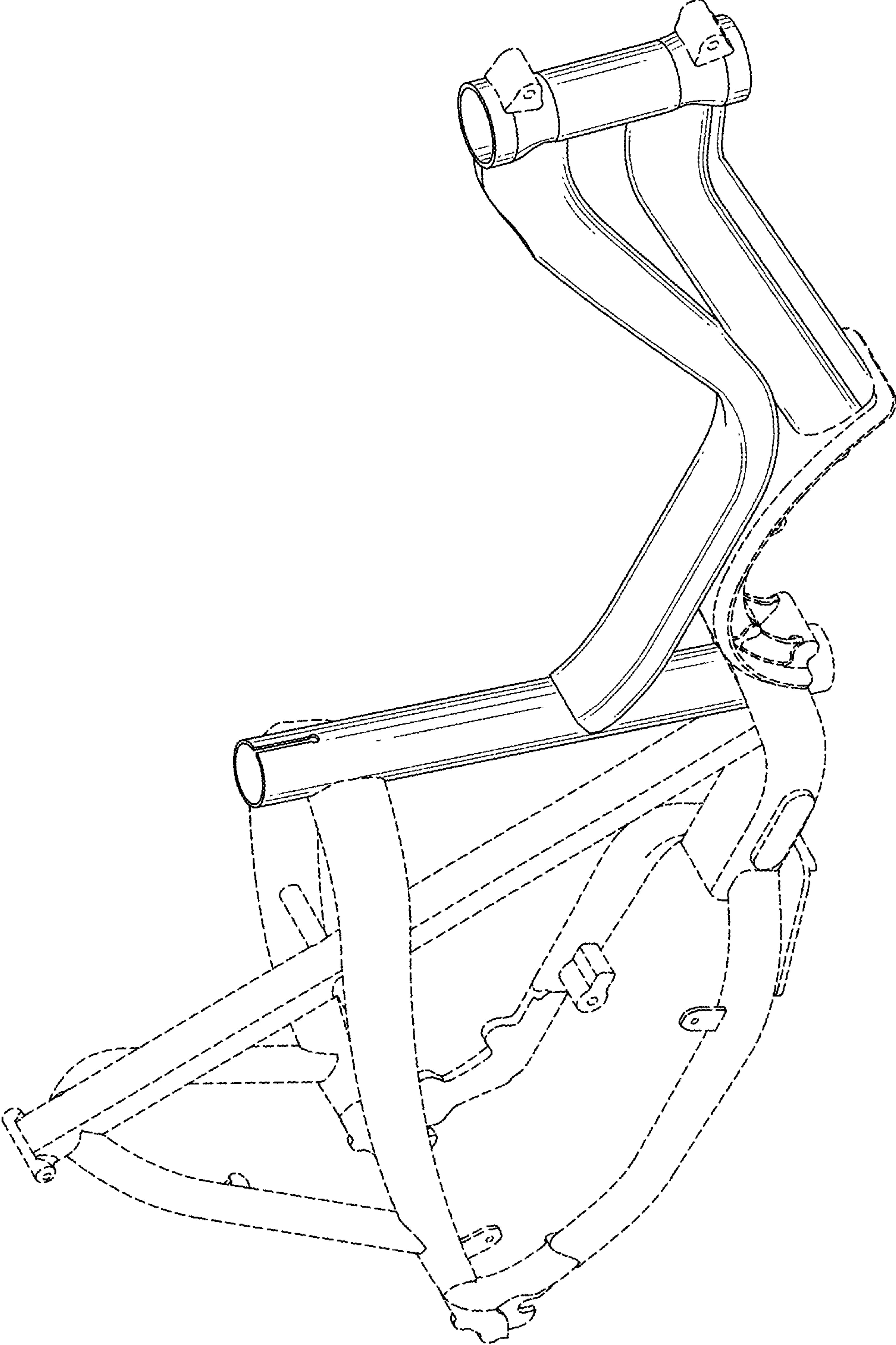


FIG. 8