



US00D979446S

(12) **United States Design Patent** (10) **Patent No.:** **US D979,446 S**
Cao (45) **Date of Patent:** **** Feb. 28, 2023**

(54) **WATCH STRAP**
(71) Applicant: **Lingfei Cao**, Chenzhou (CN)
(72) Inventor: **Lingfei Cao**, Chenzhou (CN)
(**) Term: **15 Years**
(21) Appl. No.: **29/847,037**

D955,257 S * 6/2022 Huang D11/3
11,425,973 B2 * 8/2022 Riot A44C 5/2071
D963,505 S * 9/2022 Ke D11/3
D968,998 S * 11/2022 Tian D11/3
D968,999 S * 11/2022 Peng D11/3
D970,381 S * 11/2022 Tian D10/32
D971,054 S * 11/2022 Tan D11/15
2002/0080012 A1 * 6/2002 Broderick A44C 5/0007
340/331

(22) Filed: **Jul. 21, 2022**
(51) **LOC (14) Cl.** **11-01**
(52) **U.S. Cl.**
USPC **D11/3**
(58) **Field of Classification Search**
USPC D11/1-25, 86, 93, 94; D10/30-39, 70,
D10/46; D24/186, 167; D14/344;
D2/627, 635
CPC G04B 37/1486; G04B 37/16; G04B 37/18;
A44C 5/14; A44C 5/0053; A44C 5/0069;
A44C 5/0076; A44C 5/00; A44C 5/0007;
A44C 5/0015; A44C 5/0023; A44C
5/003; A44C 5/0061; A44C 5/12; A44C
5/147; A44C 5/18; A44C 5/185
See application file for complete search history.

(56) **References Cited**
U.S. PATENT DOCUMENTS
D126,086 S * 3/1941 Sayan D11/3
D136,558 S * 10/1943 Searer D11/3
D153,384 S * 4/1949 Philippe D11/15
D255,017 S * 5/1980 Hofman D2/636
D390,476 S * 2/1998 Brzezinski D10/32
D715,675 S * 10/2014 Ma D11/3
D860,033 S * 9/2019 Quan D11/3
D943,448 S * 2/2022 Huang D11/3
D946,446 S * 3/2022 Zheng D11/3
D951,125 S * 5/2022 Xia

OTHER PUBLICATIONS

[Online] https://www.amazon.com/WANLISS-Compatible-Hollow-Out-Wristband-Replacement/dp/B09L868TDD/ref=sr_1_21?crid=27CK5TMY5KVSG&keywords=scalloped%2Bwatch%2Bband&qid=1670117953&sprefix=scalloped%2Bwatch%2Bband%2Caps%2C94&sr=8-21&th=1. Retrieved Dec. 3, 2022. Posted online Nov. 8, 2021.*

* cited by examiner

Primary Examiner — Melanie Pellegrini

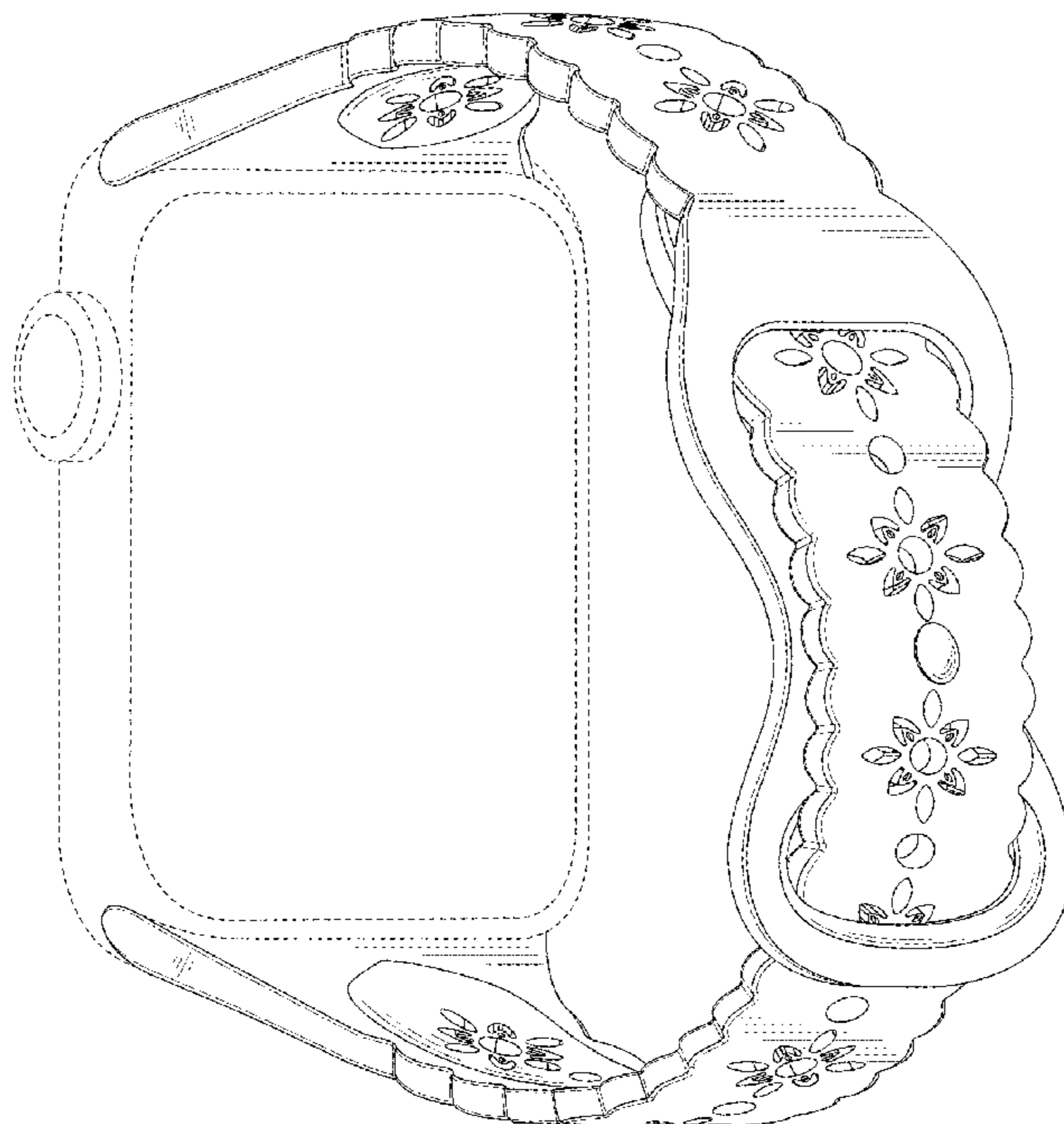
(57) **CLAIM**

The ornamental design for a watch strap, as shown and described.

DESCRIPTION

FIG. 1 is a perspective view of a watch strap showing my new design;
FIG. 2 is another perspective view thereof;
FIG. 3 is a front view thereof;
FIG. 4 is a rear view thereof;
FIG. 5 is a left side view thereof;
FIG. 6 is a right side view thereof;
FIG. 7 is a top plan view thereof; and,
FIG. 8 is a bottom plan view thereof.
The broken lines in FIGS. 1 and 2 represent environmental subject matter only that forms no part of the claimed design.

1 Claim, 5 Drawing Sheets



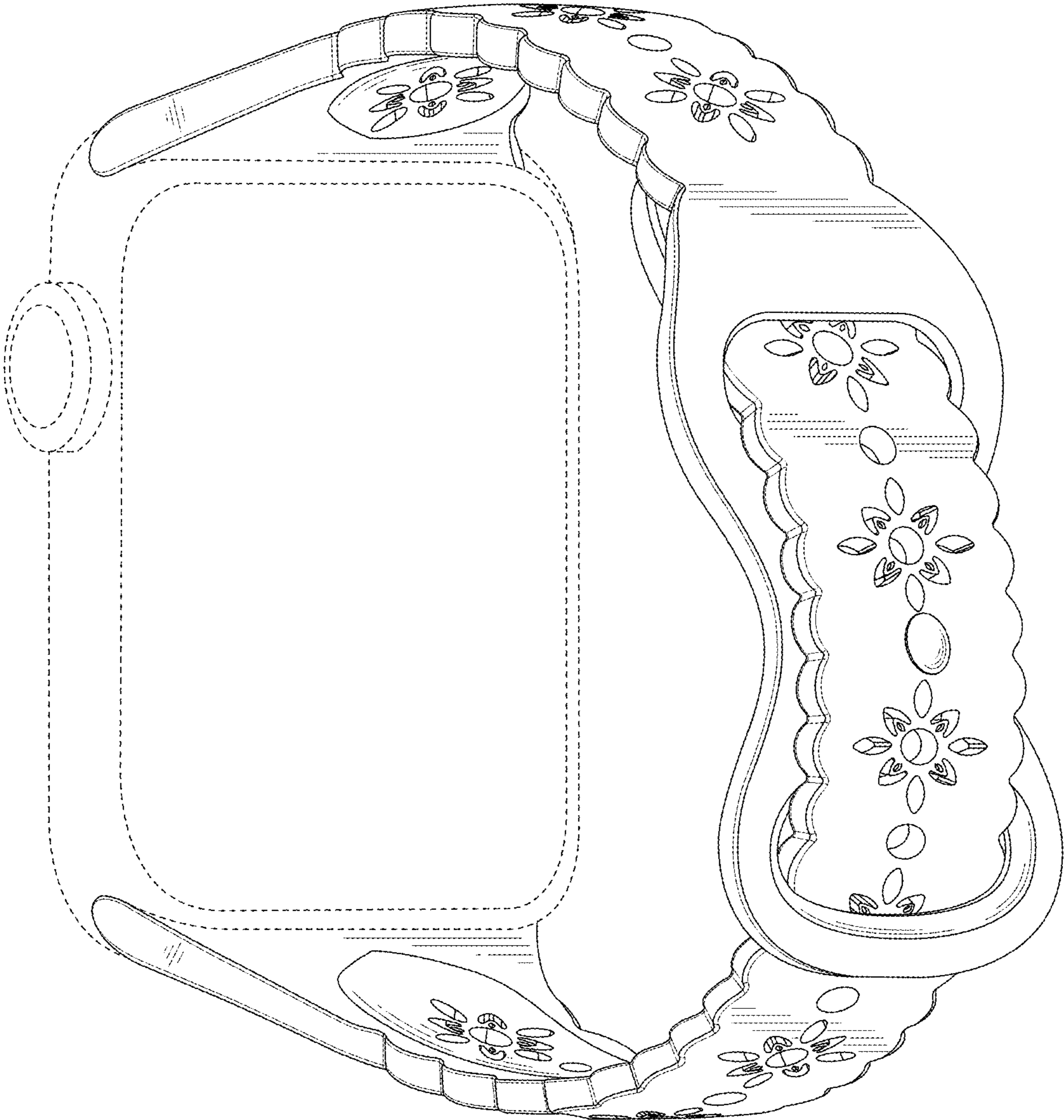


FIG. 1

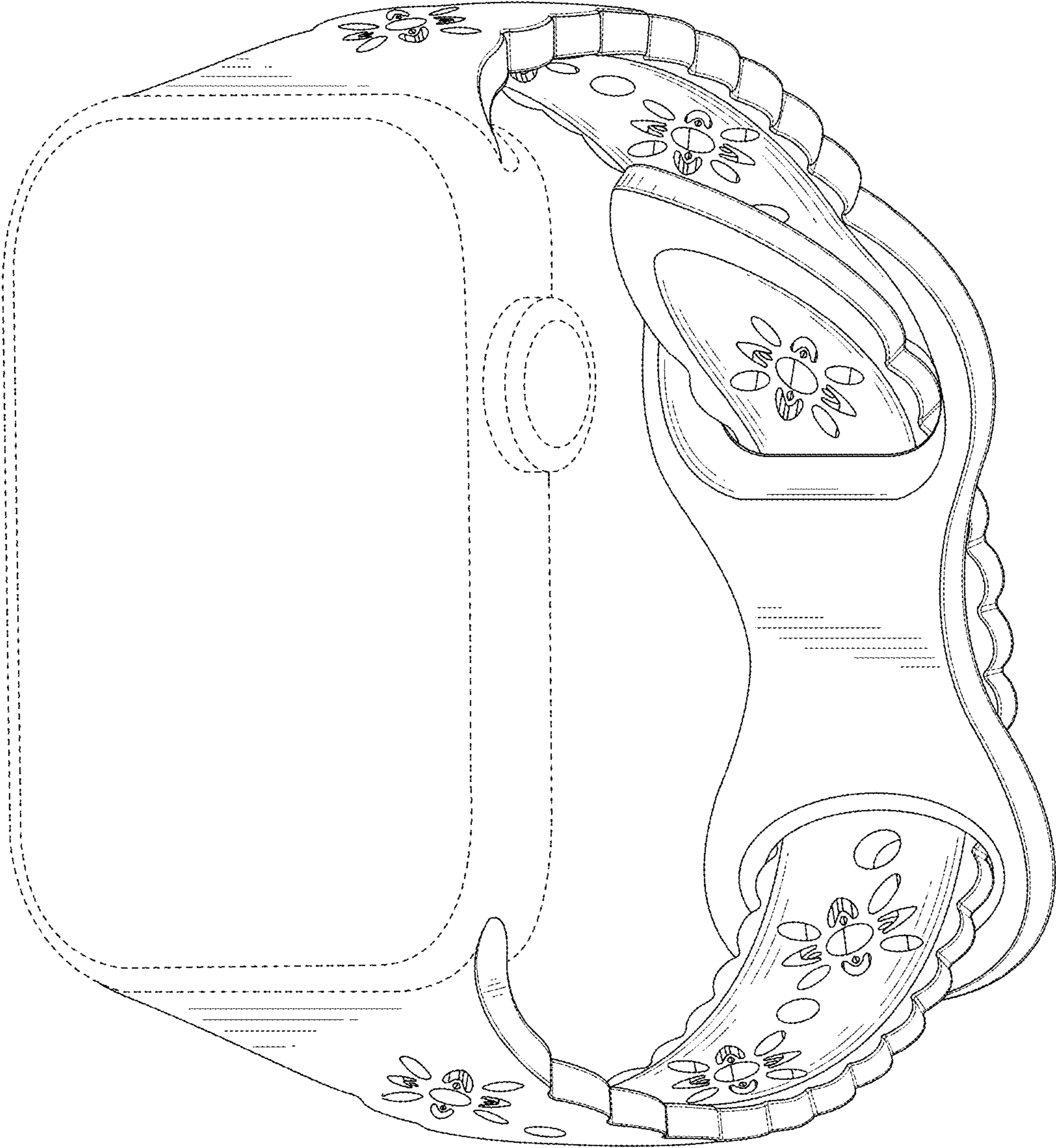


FIG. 2

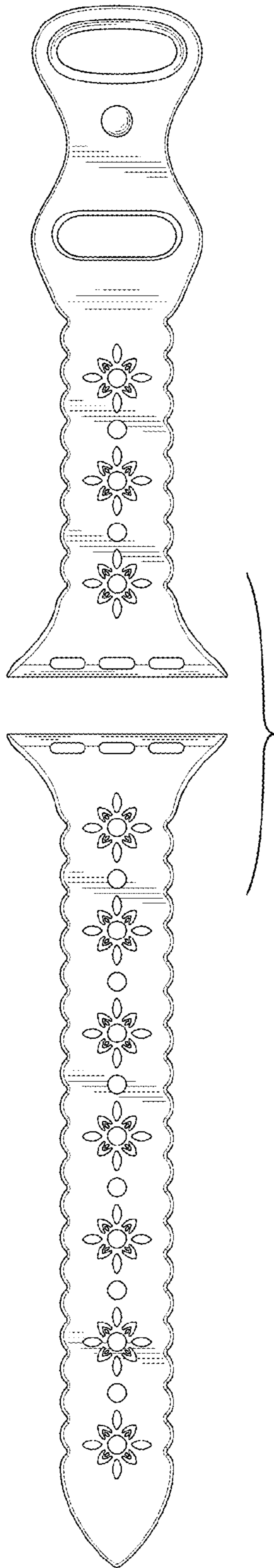


FIG. 3

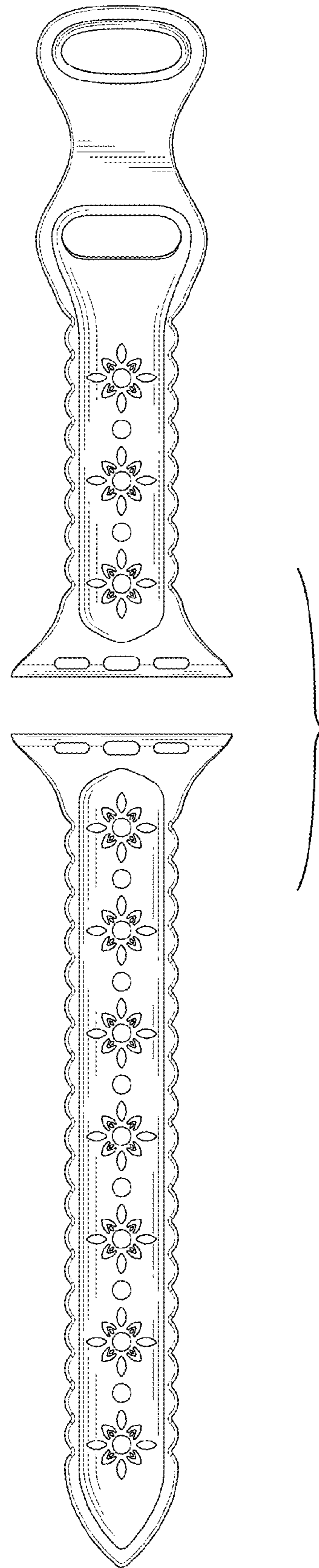


FIG. 4

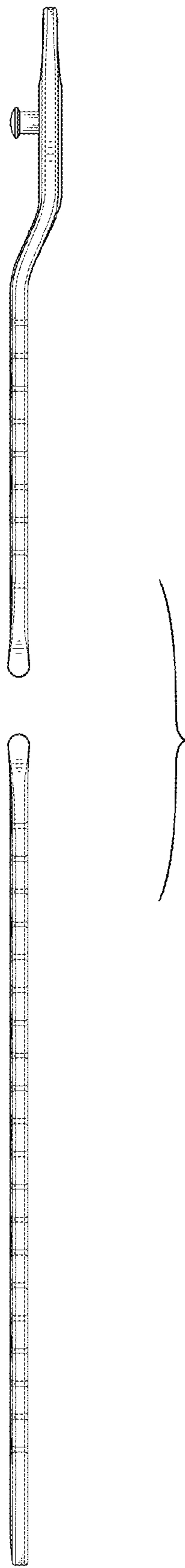


FIG. 5

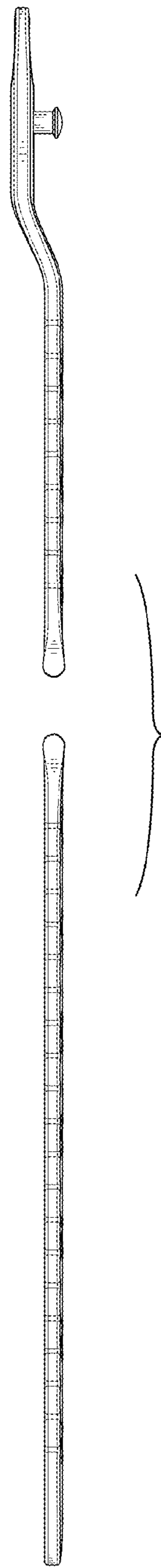


FIG. 6

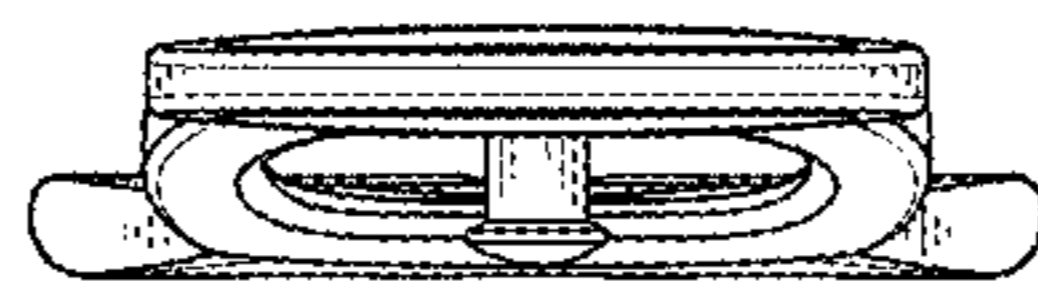


FIG. 7

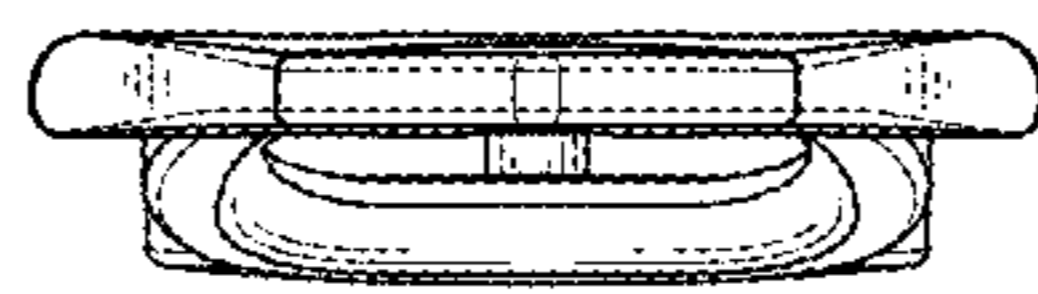


FIG. 8