



US00D979410S

(12) **United States Design Patent** (10) **Patent No.:** **US D979,410 S**
Calvo (45) **Date of Patent:** **** Feb. 28, 2023**

(54) **LACE HOLDER**
(71) Applicant: **Danay Calvo**, Miami, FL (US)
(72) Inventor: **Danay Calvo**, Miami, FL (US)
(**) Term: **15 Years**
(21) Appl. No.: **29/711,068**
(22) Filed: **Oct. 28, 2019**
(51) **LOC (14) Cl.** **09-03**
(52) **U.S. Cl.**
USPC **D9/457**
(58) **Field of Classification Search**
USPC D2/946, 976-978, 999; D11/222;
D20/27, 28; D9/434, 457, 499, 700;
D19/10
CPC A43C 1/00; A43C 7/00; A43C 7/02; B65D
73/0035; B65D 73/0064; B65D 73/0078;
B65D 73/0085
See application file for complete search history.

(56) **References Cited**

U.S. PATENT DOCUMENTS

2,850,160 A * 9/1958 Siebel B65D 75/522
D9/701
D241,718 S * 10/1976 Hourahine D9/700
4,285,427 A * 8/1981 Webinger B65D 85/182
206/495
4,290,172 A * 9/1981 Burton A43C 7/00
24/712.2
D264,815 S * 6/1982 Lincoln A43C 1/00
D9/415
D291,897 S * 9/1987 Flies D20/27
D400,104 S * 10/1998 Ash D9/457
D460,857 S * 7/2002 Milroy D9/434
D504,462 S * 4/2005 Mori D19/3

D531,506 S * 11/2006 Aitkenhead D20/42
D652,300 S * 1/2012 Anderson D9/434
D658,060 S * 4/2012 Anderson D9/434
D670,075 S * 11/2012 Fumey D2/976
D765,957 S * 9/2016 Dupuy D2/946
D806,548 S * 1/2018 Barrett D9/722
D854,615 S * 7/2019 Hamilton D19/10
D948,346 S * 4/2022 Collier D9/600
2002/0100797 A1 * 8/2002 Hollingsworth B65D 27/22
229/92.8
2013/0186783 A1 * 7/2013 Glass B42D 5/006
206/232
2013/0255040 A1 * 10/2013 Scott A43C 7/02
24/306
2014/0115842 A1 * 5/2014 Sloan A43C 1/00
24/712.2

* cited by examiner

Primary Examiner — Kevin K Rudzinski
Assistant Examiner — Clare Ann Gannon
(74) *Attorney, Agent, or Firm* — Ruben Alcoba, Esq.

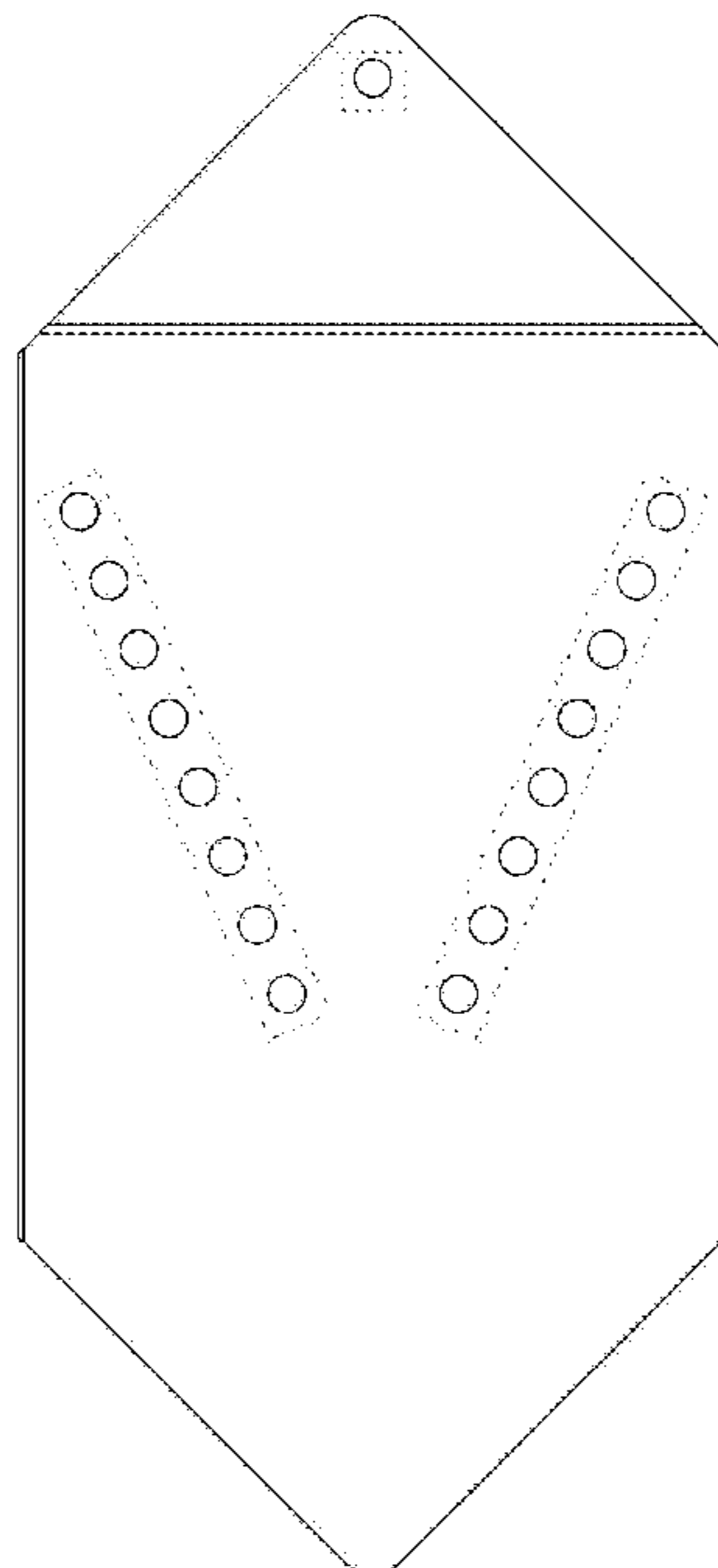
(57) **CLAIM**

The ornamental design for a lace holder, as shown and described.

DESCRIPTION

FIG. 1 is a front side view of a lace holder, showing my new design;
FIG. 2 is a rear side view of the lace holder;
FIG. 3 is a left side view of the lace holder;
FIG. 4 is a right side view of the lace holder;
FIG. 5 is a bottom side view of the lace holder; and,
FIG. 6 is a top side view of the lace holder.
The broken lines in the figures depict environmental structure, and portions of the article which form no part of the claimed design.

1 Claim, 4 Drawing Sheets



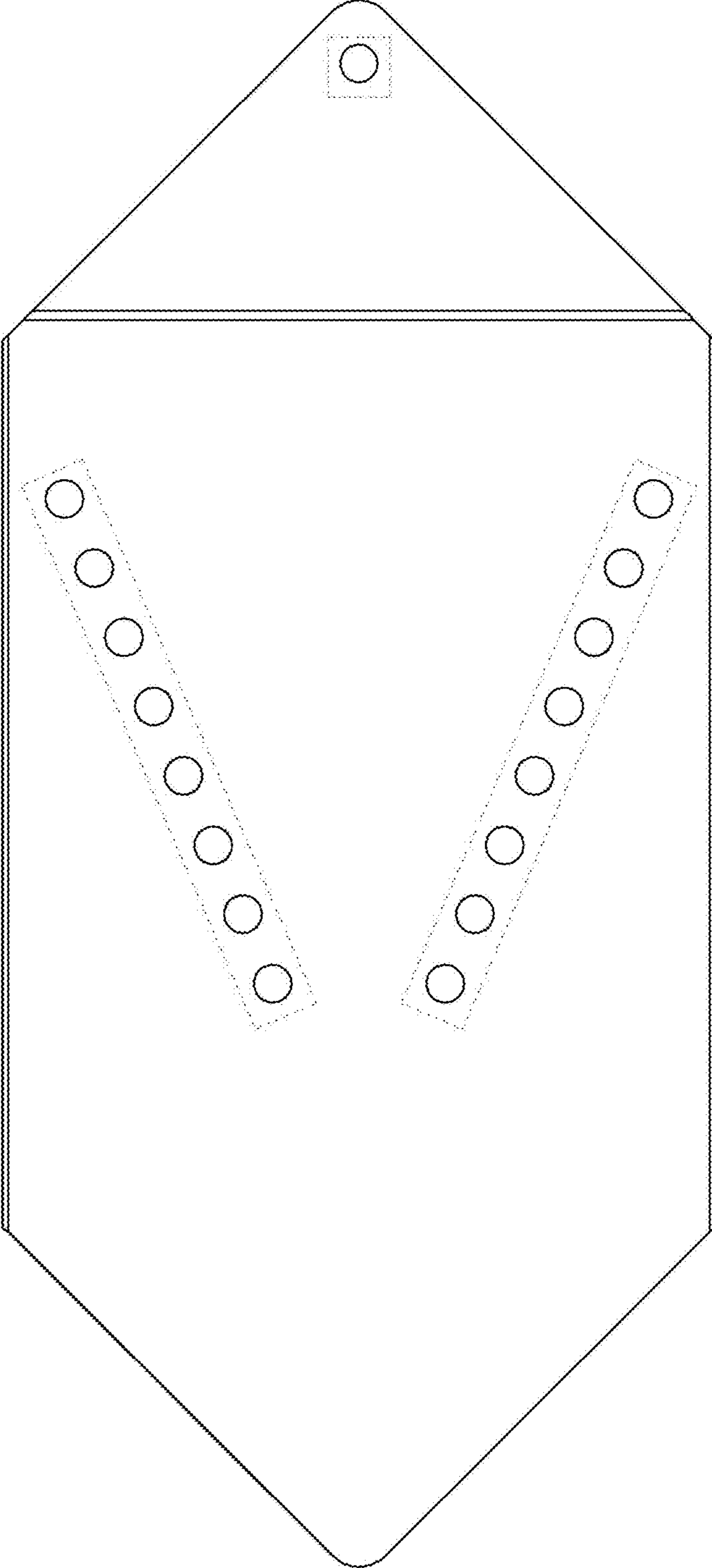


Fig. 1




Fig. 2



Fig. 3

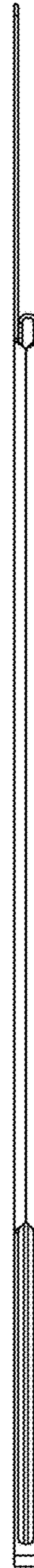


Fig. 4




Fig. 5




Fig. 6