



US00D979397S

(12) **United States Design Patent** (10) **Patent No.:** **US D979,397 S**
Chen (45) **Date of Patent:** **** Feb. 28, 2023**

(54) **CONTAINER**
(71) Applicant: **TAISHAN CHANGJIANG PLASTIC PRODUCT CO., LTD**, Taishan (CN)
(72) Inventor: **Linzhao Chen**, Taishan (CN)
(73) Assignee: **TAISHAN CHANGJIANG PLASTIC PRODUCT CO., LTD**, Taishan (CN)

D681,446 S * 5/2013 Schuler D9/761
D688,921 S * 9/2013 Miros D7/629
D764,276 S * 8/2016 Das D9/425
D778,115 S * 2/2017 Strachan D7/553.1
D778,155 S * 2/2017 Strachan D9/432
D792,160 S * 7/2017 Ng D7/538
D793,811 S * 8/2017 Ng D7/540
D904,205 S * 12/2020 Ng D9/425
D907,482 S * 1/2021 Ng D9/426

(Continued)

(**) Term: **15 Years**

FOREIGN PATENT DOCUMENTS

(21) Appl. No.: **29/803,061**

HK 1701487-0001 * 7/2017

(22) Filed: **Aug. 10, 2021**

OTHER PUBLICATIONS

(51) **LOC (14) Cl.** **09-03**

(52) **U.S. Cl.**
USPC **D9/426; D9/432**

(58) **Field of Classification Search**
USPC D7/400, 601, 608; D9/425, 426, 427, D9/428, 429, 432, 756, 761
CPC A47G 19/02; A47G 19/025; A47G 23/04; A47G 23/06; A47G 23/0683; B65D 1/00; B65D 1/36; B65D 81/3446; B65D 25/04; B65D 43/162; B65D 85/34; B65D 2543/00361; B65D 2543/00537

9"×6" 2 Compartments Hinged Take out Boxes—2 Compartment Clamshell Containers by Resturant Supply Drop Online, Published N/A. Retrieved on Nov. 11, 2022 from URL:https://www.restaurantsupplydrop.com/products/9×6-2-compartments-hinged-take-out-boxes-2-compartment-clamshell-containers- (Year: 2022).*

Primary Examiner — Jae Liang
Assistant Examiner — Royner Mendoza
(74) *Attorney, Agent, or Firm* — Innovation Capital Law Group, LLP; Vic Lin

See application file for complete search history.

(57) **CLAIM**

(56) **References Cited**

The ornamental design for a container, as shown and described.

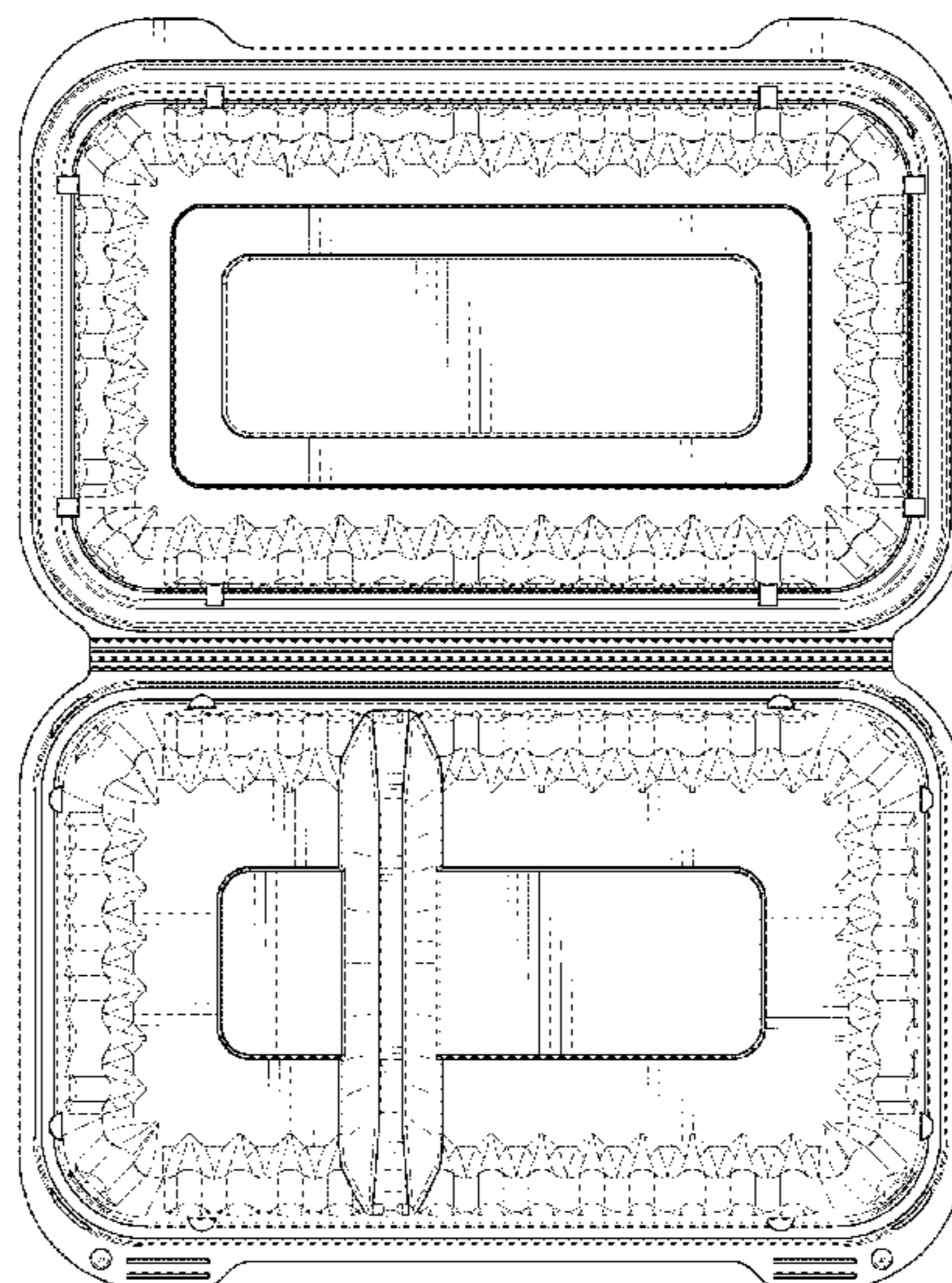
U.S. PATENT DOCUMENTS

DESCRIPTION

5,515,993 A * 5/1996 McManus B65D 43/162 206/508
5,577,627 A * 11/1996 Richie-Dubler B65D 43/162 220/4.23
D407,014 S * 3/1999 McCann D9/423
5,897,011 A * 4/1999 Brilliant B65D 43/162 220/4.23
D470,048 S * 2/2003 Buchalski D9/425
D515,880 S * 2/2006 Lerner D7/629
D625,180 S * 10/2010 Enriquez D9/425
D627,221 S * 11/2010 Kovatch D9/429
D640,129 S * 6/2011 Sifuentes D9/425
D668,537 S * 10/2012 Sanfilippo D9/425

FIG. 1 is a top plan view of a container, showing my new design;
FIG. 2 is a bottom plan view thereof;
FIG. 3 is a front elevation view thereof;
FIG. 4 is a rear elevation view thereof;
FIG. 5 is a left side view thereof, the right side view being a mirror image; and,
FIG. 6 is a top perspective view thereof.

1 Claim, 5 Drawing Sheets



(56)

References Cited

U.S. PATENT DOCUMENTS

D924,678	S *	7/2021	Huang	D9/426
D963,474	S *	9/2022	Peterson	D9/425
D964,161	S *	9/2022	Peterson	D9/425
11,479,392	B2 *	10/2022	Krueger	B65D 17/32
2006/0081641	A1 *	4/2006	Habeger	B65D 21/0219
					220/4.23
2010/0072217	A1 *	3/2010	Parikh	B65D 55/024
					220/833
2016/0016690	A1 *	1/2016	Lam	B65D 25/04
					220/523
2018/0215517	A1 *	8/2018	Vovan	B65D 43/22

* cited by examiner

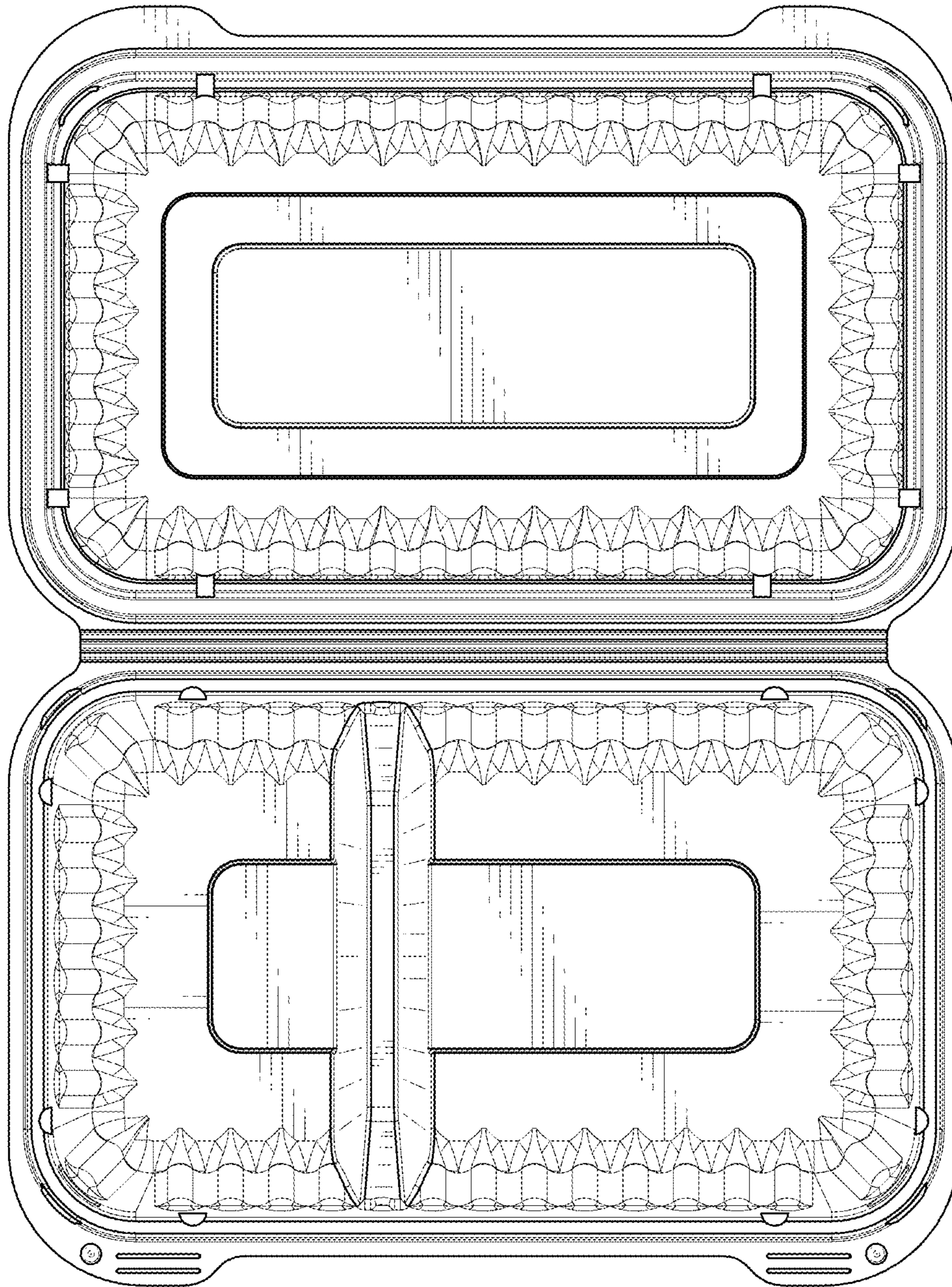


FIG. 1

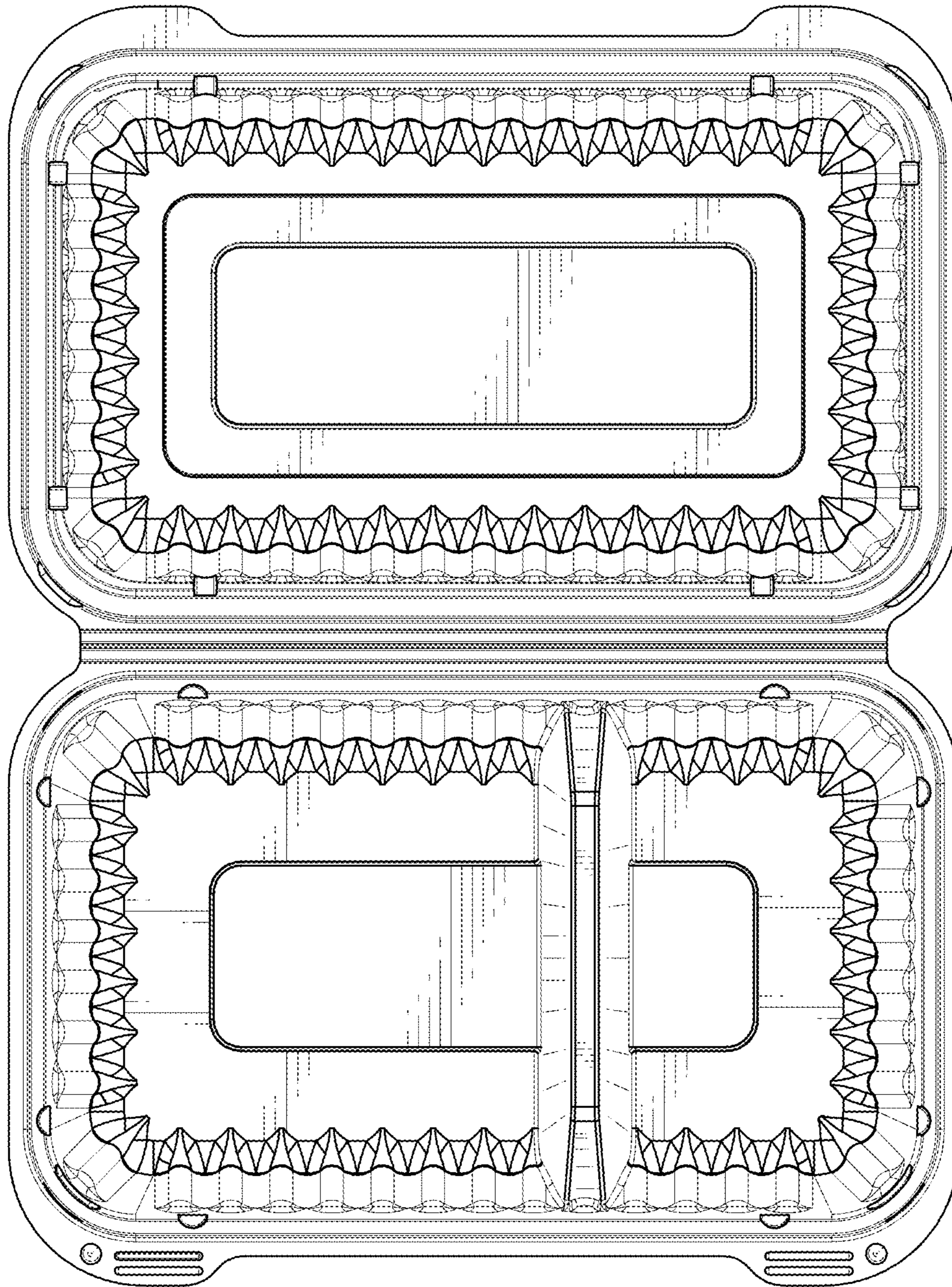


FIG. 2

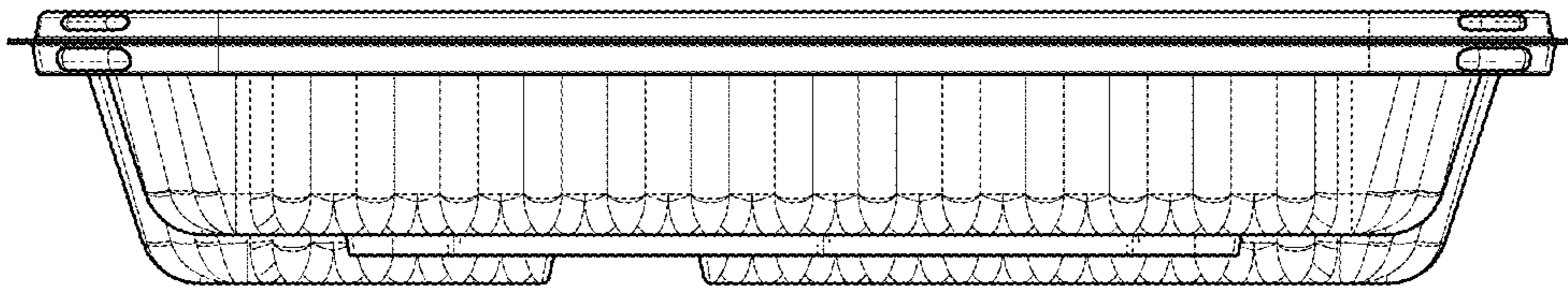


FIG. 3

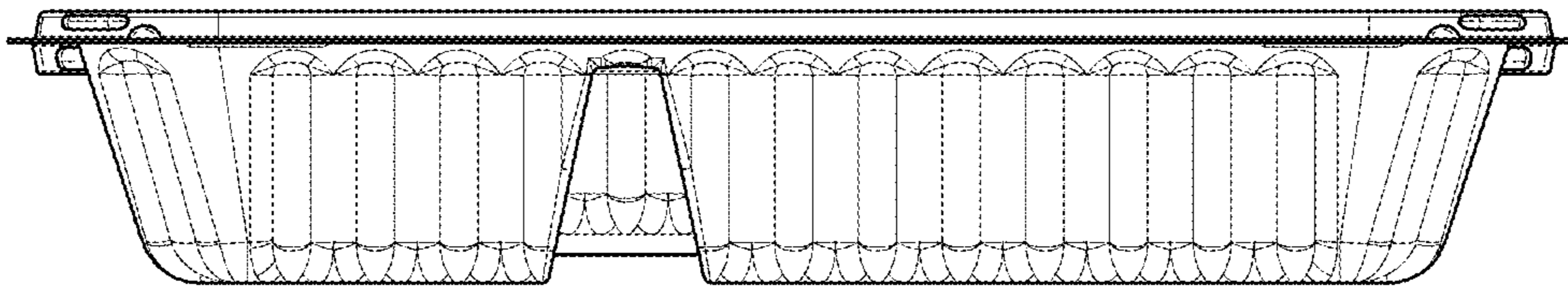


FIG. 4

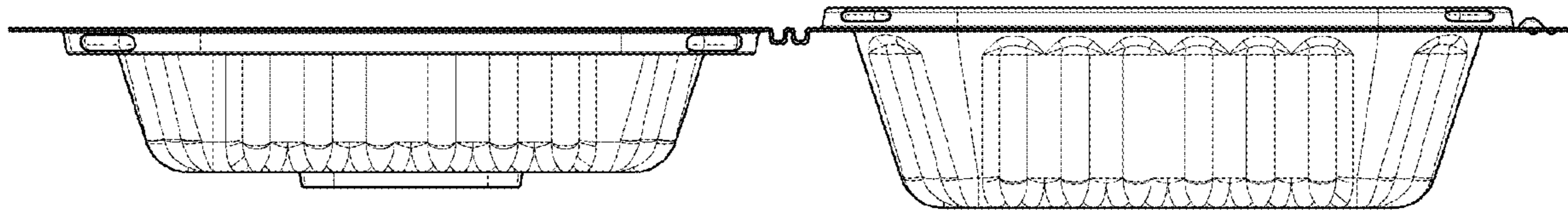


FIG. 5

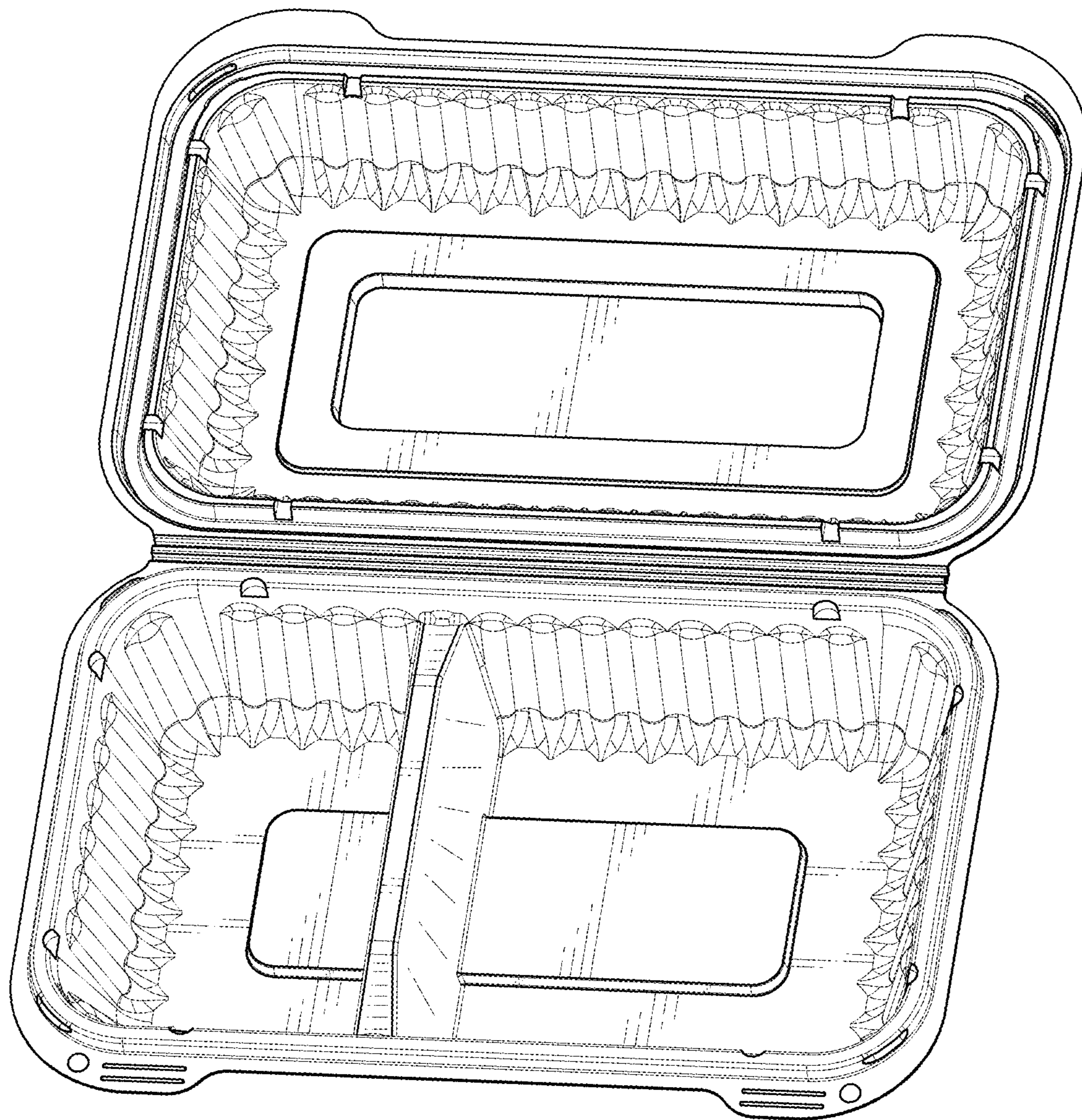


FIG. 6