



US00D979393S

(12) **United States Design Patent**
Campillo et al.

(10) **Patent No.:** **US D979,393 S**
(45) **Date of Patent:** **** Feb. 28, 2023**

(54) **PACKAGING ELEMENTS FOR SANITARY ARTICLE**

(71) Applicant: **Essity Hygiene and Health Aktiebolag**, Gothenburg (SE)

(72) Inventors: **Joanna Campillo**, Gothenburg (SE);
Stina Lindlof, Gothenburg (SE)

(73) Assignee: **ESSITY HYGIENE AND HEALTH AKTIEBOLAG**, Gothenburg (SE)

(**) Term: **15 Years**

(21) Appl. No.: **29/853,166**

(22) Filed: **Sep. 13, 2022**

Related U.S. Application Data

(62) Division of application No. 29/736,658, filed on Jun. 2, 2020.

(30) **Foreign Application Priority Data**

Dec. 4, 2019 (EM) 007338355-0001
Dec. 4, 2019 (EM) 007338355-0002
(Continued)

(51) **LOC (14) Cl.** **09-01**

(52) **U.S. Cl.**
USPC **D9/414**; D24/124; D24/125

(58) **Field of Classification Search**
USPC D9/414, 516, 454, 456, 544, 690, 430,
D9/434, 415, 424, 425, 428, 455, 737,
(Continued)

(56) **References Cited**

U.S. PATENT DOCUMENTS

D247,370 S 2/1978 Whitehead
D425,985 S 5/2000 Velazquez et al.
(Continued)

FOREIGN PATENT DOCUMENTS

EM 0003967670001 3/2008
EM 0003967670002 3/2008

(Continued)

OTHER PUBLICATIONS

Design U.S. Appl. No. 29/736,658, filed Jun. 2, 2020; Restriction Requirement dated Jun. 13, 2022; 9 pages.

Primary Examiner — Brett Miller

Assistant Examiner — Rani J Abdallah

(74) *Attorney, Agent, or Firm* — Cantor Colburn LLP

(57) **CLAIM**

The ornamental design for a packaging elements for sanitary article, as shown and described.

DESCRIPTION

The patent or application file contains a least one drawing executed in color. Copies of this patent or patent application publication with color drawing(s) will be provided by the Office upon request and payment of the necessary fee.

FIG. 1 is a front isometric view of a packaging element for sanitary article showing yet another alternative embodiment of my new design, the design being illustrated as printed on release paper on the sanitary article;

FIG. 2 is a front elevation view thereof;

FIG. 3 is a rear elevation view thereof;

FIG. 4 is a right side view thereof, the left side view being identical;

FIG. 5 is a top plan view thereof;

FIG. 6 is a bottom plan view thereof.

FIG. 7 is a front isometric view of a packaging element for sanitary article showing yet another alternative embodiment of my new design, the design being illustrated as printed on release paper on the sanitary article;

FIG. 8 is a front elevation view thereof;

FIG. 9 is a rear elevation view thereof;

FIG. 10 is a right side view thereof, the left side view being identical;

FIG. 11 is a top plan view thereof; and,

(Continued)

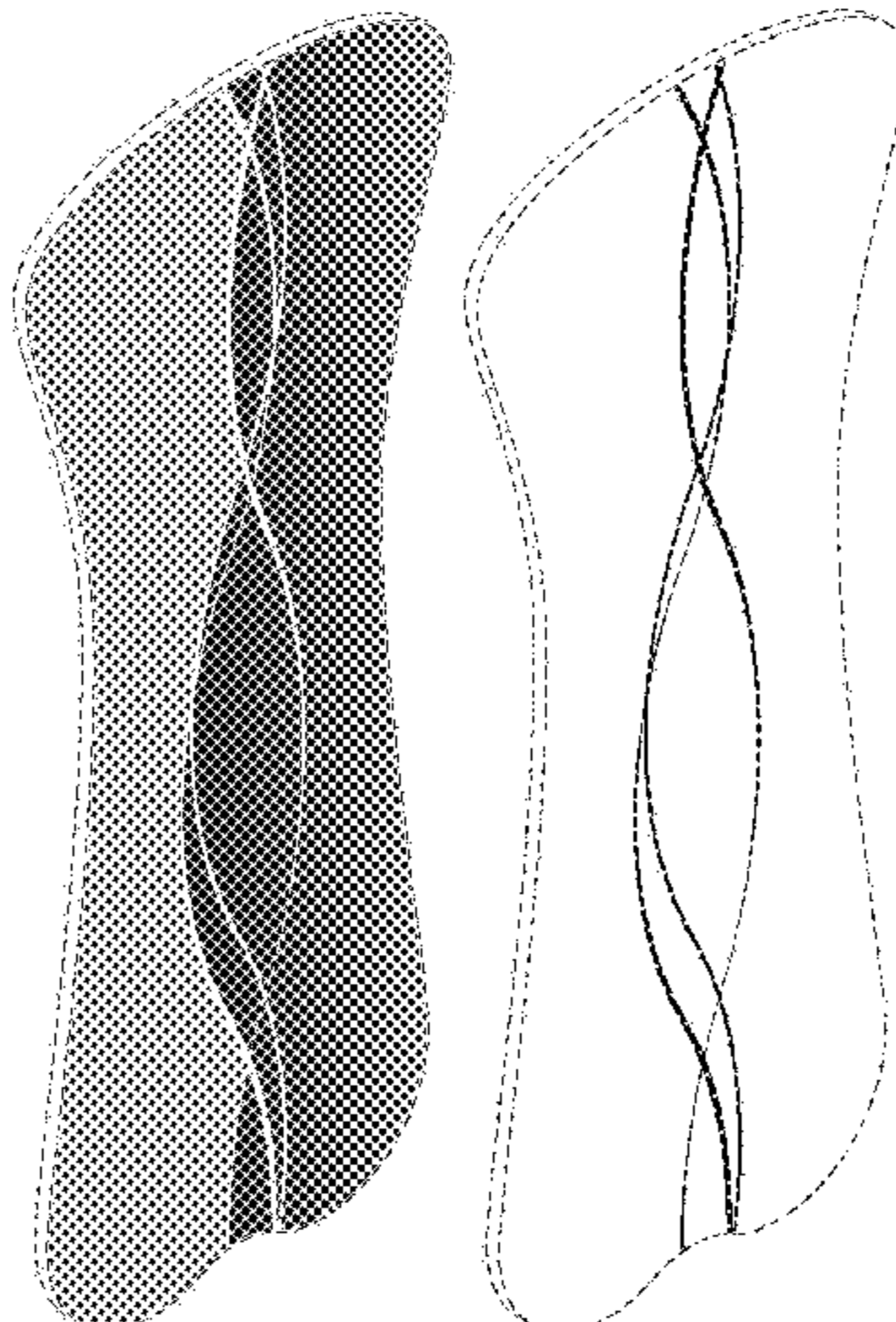


FIG. 12 is a bottom plan view thereof. The broken dash lines in the figures depict portions of the packaging elements for sanitary article that form no part of the claimed design. As shown by the color drawings, black, pink, and the other colors illustrated are positively claimed as color portions of the design. Although the designs on the outermost packaging are shown generally planar for clarity in FIGS. 1-12, it will be appreciated that the packaging may have a bulging profile or shape on the front side as shown along the rear side (in broken lines) to accommodate the sanitary article, with the printed design accordingly running over such a profile or shape, without departing from the scope of the claim.

**1 Claim, 6 Drawing Sheets
(2 of 6 Drawing Sheet(s) Filed in Color)**

(30) **Foreign Application Priority Data**

Dec. 4, 2019	(EM)	007338355-0003
Dec. 4, 2019	(EM)	007338355-0004
Dec. 4, 2019	(EM)	007338355-0005
Dec. 4, 2019	(EM)	007338355-0006
Dec. 4, 2019	(EM)	007338355-0007
Dec. 4, 2019	(EM)	007338355-0008
Dec. 4, 2019	(EM)	007338355-0021
Dec. 4, 2019	(EM)	007338355-0022

(58) **Field of Classification Search**

USPC D9/739, 751-755, 756, 760, 655, 656,
D9/658-664, 688, 444, 432; D14/489;
D6/542; D7/393, 624.2; D24/124, 125
CPC B65D 5/42; B65D 81/24; B65D 73/00;
B65D 2577/10; B65D 5/48038
See application file for complete search history.

(56)

References Cited

U.S. PATENT DOCUMENTS

D425,986 S	5/2000	Velazquez et al.
D426,303 S	6/2000	Weyenberg
D426,886 S	6/2000	Orschel et al.
D426,888 S	6/2000	Ilian
D439,057 S	3/2001	Bissah et al.
D465,569 S	11/2002	Toro
D546,443 S	7/2007	Persson
D583,465 S	12/2008	Dobrin et al.
D583,466 S	12/2008	Dobrin et al.
D583,467 S	12/2008	Dobrin et al.
D599,201 S	9/2009	Seol et al.
D603,701 S	11/2009	Seol et al.
D608,636 S	1/2010	Seol
D613,856 S	4/2010	Mason, Jr.
D614,154 S	4/2010	Hedbratt et al.
D615,647 S	5/2010	Mason, Jr.
D621,702 S	8/2010	Tekulve et al.
D648,218 S	11/2011	Powers et al.
D660,145 S	5/2012	Tekulve et al.
D664,645 S	7/2012	Larson et al.
D692,131 S	10/2013	Casanova et al.
D763,702 S	8/2016	Byrd et al.
D782,301 S	3/2017	McGary et al.
D846,734 S	4/2019	Persson et al.
D847,330 S	4/2019	Persson et al.
D847,331 S	4/2019	Persson et al.
D847,980 S	5/2019	Persson et al.
D849,246 S	5/2019	Persson et al.
D853,556 S	7/2019	Persson et al.
D855,797 S	8/2019	Persson et al.

FOREIGN PATENT DOCUMENTS

EM	0003967670003	3/2008
EM	0003967670004	3/2008
EM	0003967670005	3/2008
EM	0003967670006	3/2008
IN	2307060001	6/2011

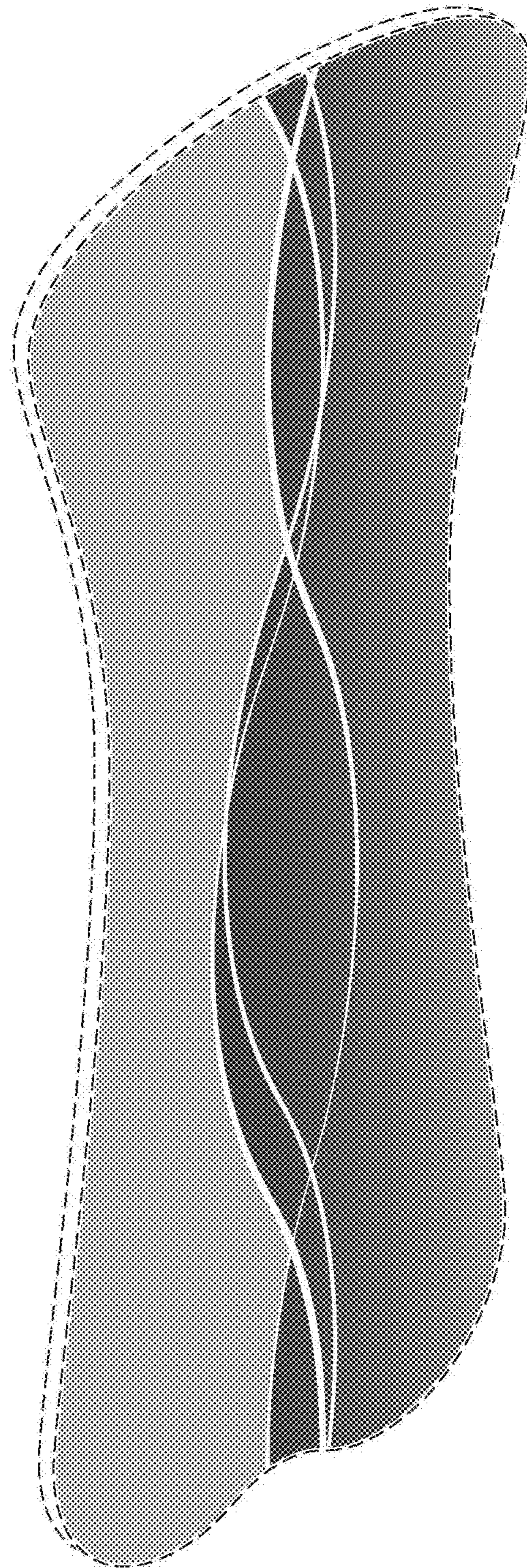


FIG. 1

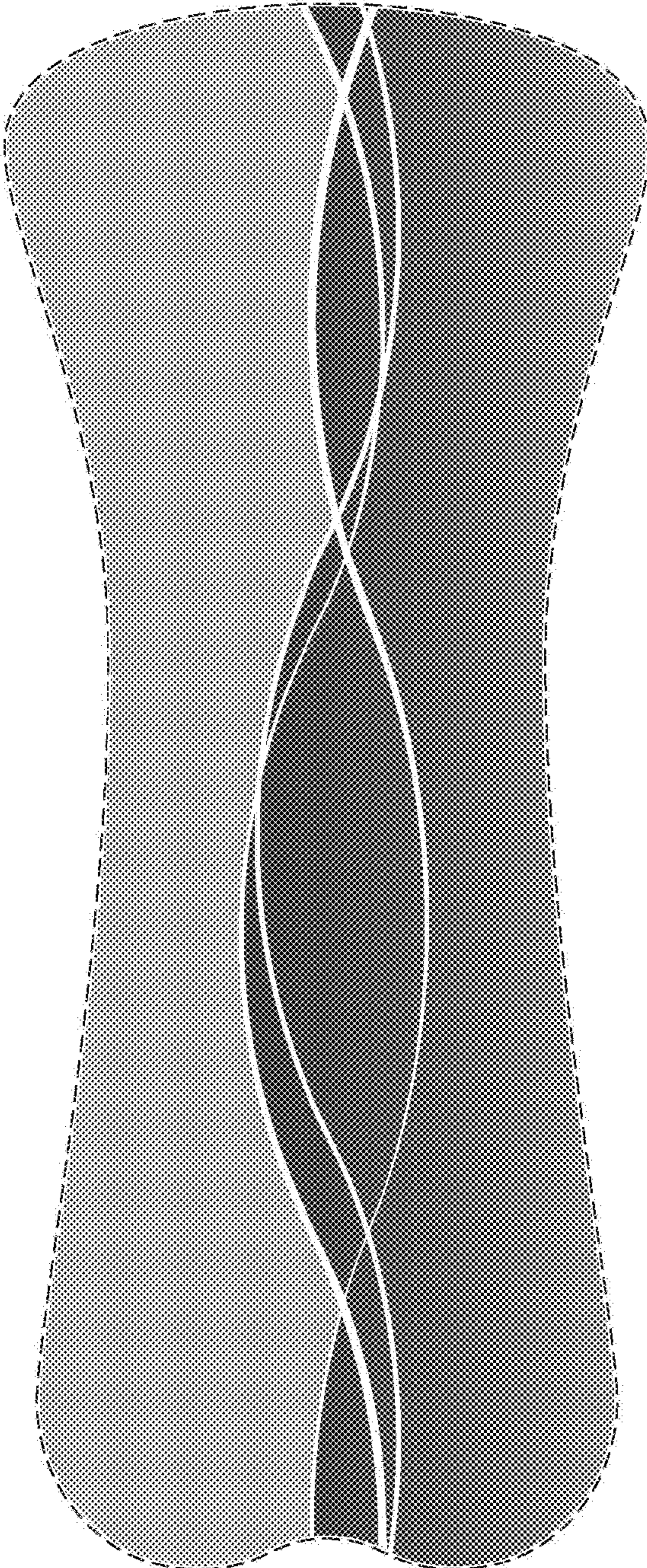


FIG. 2

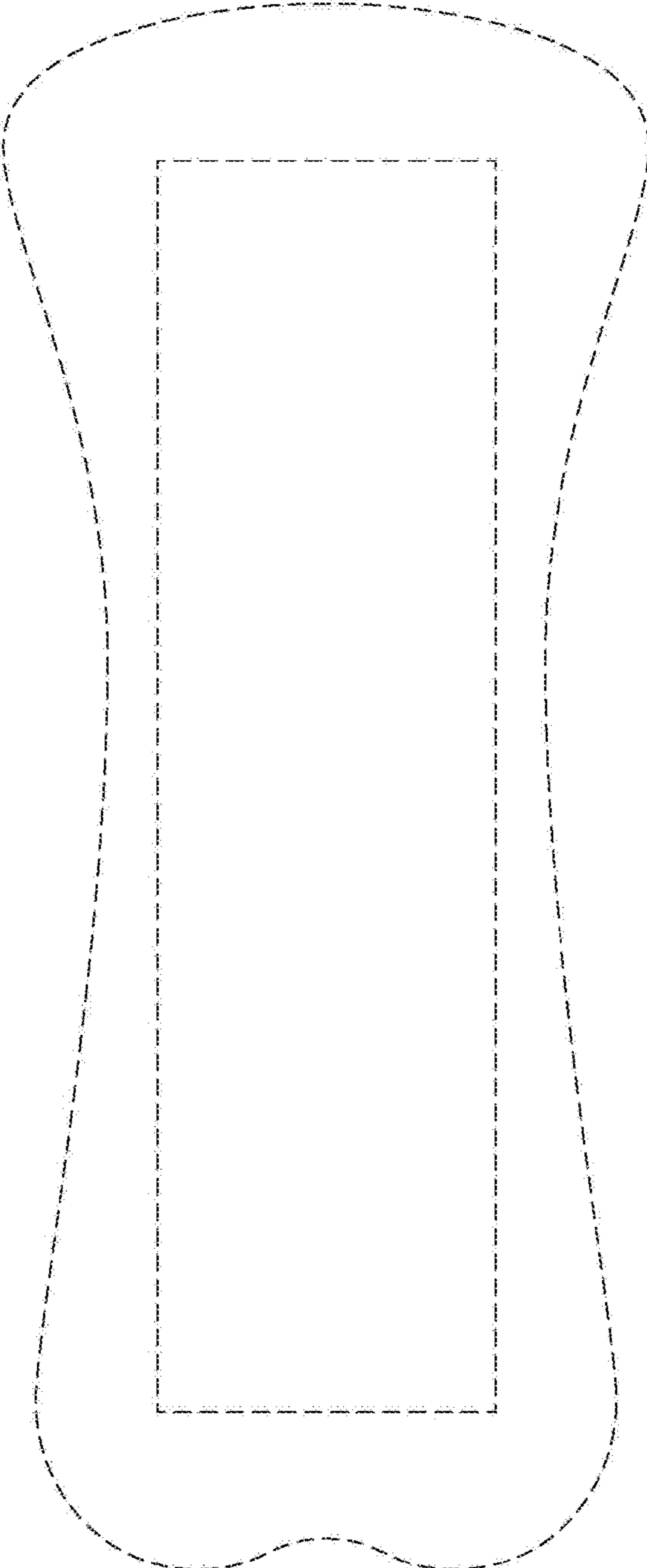


FIG. 3

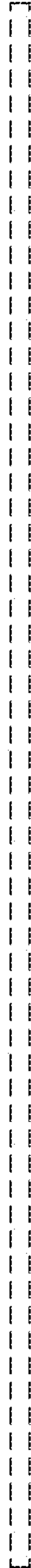


FIG. 4




FIG. 5

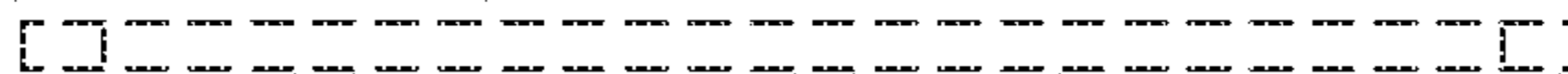


FIG. 6

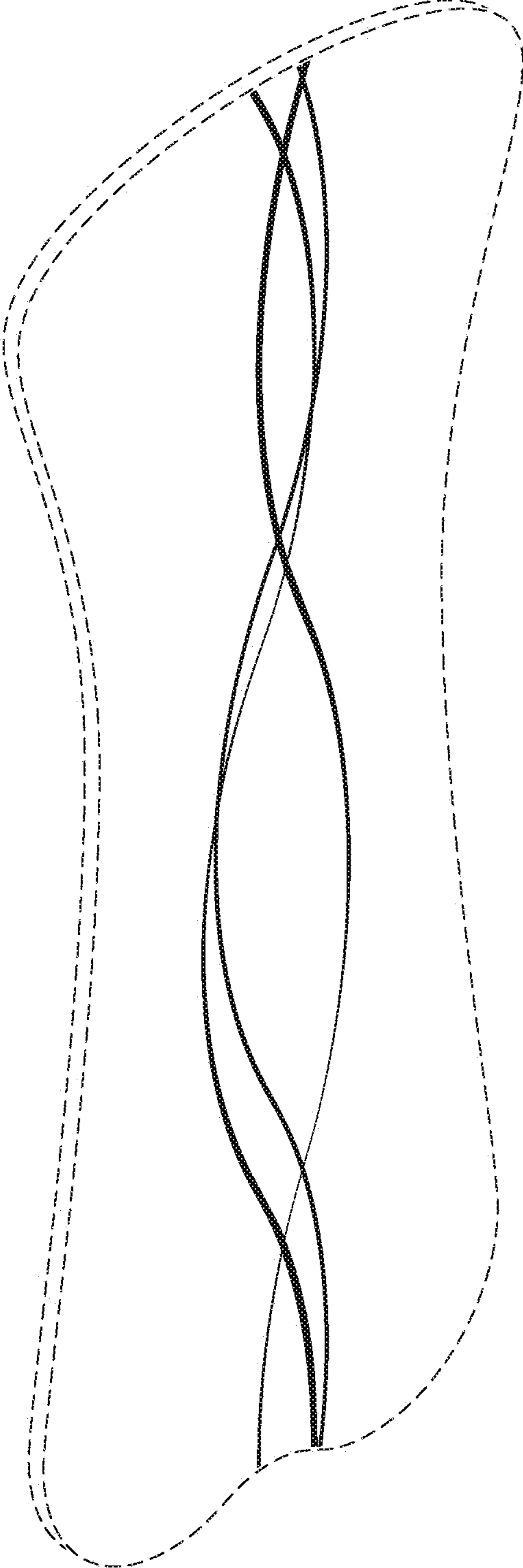


FIG. 7

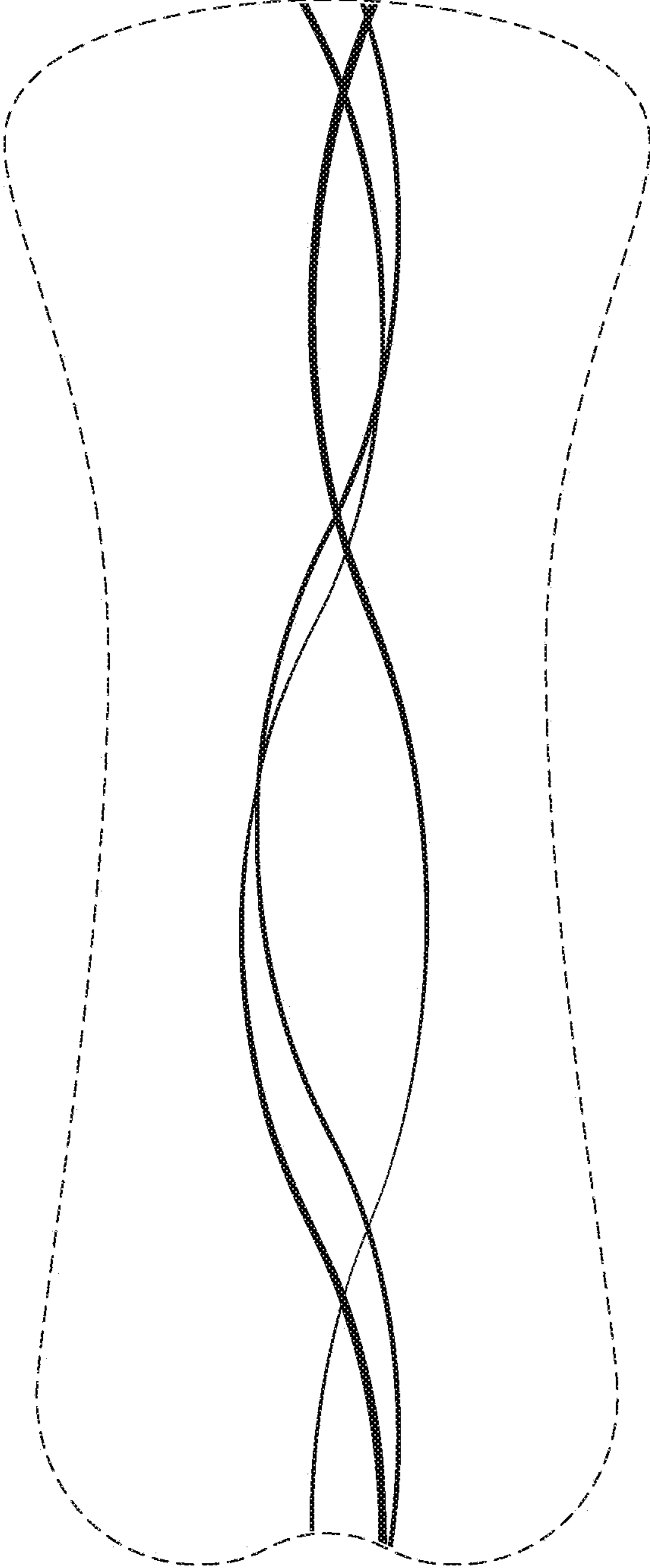


FIG. 8

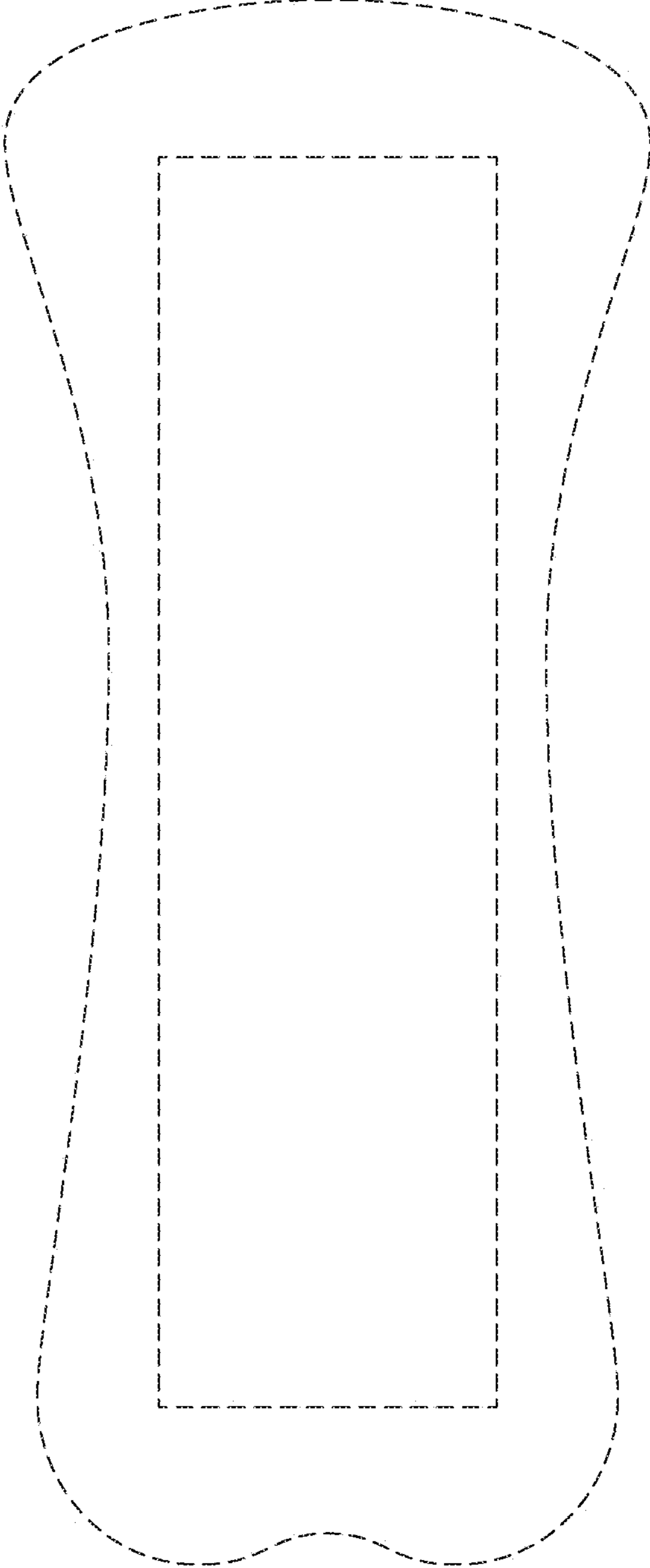


FIG. 9

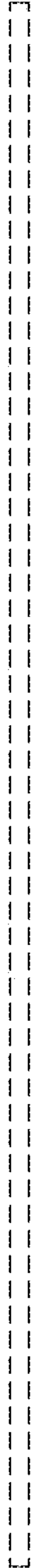


FIG. 10

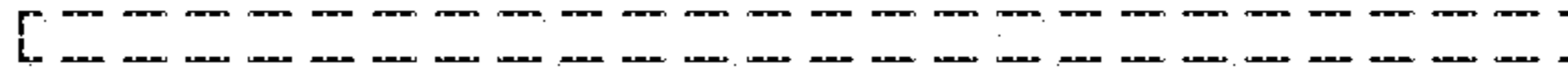


FIG. 11

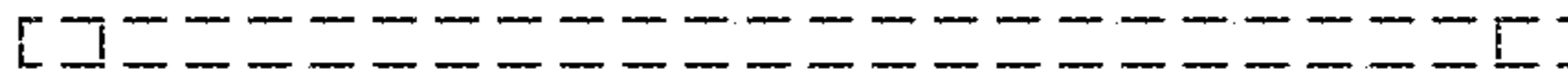


FIG. 12