

US00D979380S

(12) **United States Design Patent**
Baldwin

(10) **Patent No.:** **US D979,380 S**

(45) **Date of Patent:** **** Feb. 28, 2023**

- (54) **PURSE HOOK**
- (71) Applicant: **Ruby Baldwin**, Holly Springs, NC
(US)
- (72) Inventor: **Ruby Baldwin**, Holly Springs, NC
(US)
- (**) Term: **15 Years**
- (21) Appl. No.: **29/772,795**
- (22) Filed: **Mar. 4, 2021**
- (51) **LOC (14) Cl.** **08-11**
- (52) **U.S. Cl.**
USPC **D8/367; D8/356**
- (58) **Field of Classification Search**
USPC D8/356, 360, 343, 367; D6/323, 315;
D17/14, 19, 20; D11/218, 208
CPC E05D 3/02; A47G 25/32; A47G 25/0607;
A47G 25/34; A47G 25/06; A47G 29/10;
A47G 25/24; E05C 9/08; E05C 9/18;
E05C 7/04; E05C 9/026; E05C 19/003;
E05C 3/042; E05C 19/022; E05C 19/18;
E05C 19/184; E05C 19/00; E05C 19/188;
E05C 292/264; E05C 292/246; E05C
292/30
See application file for complete search history.

D496,849 S *	10/2004	Abdi	D8/367
D604,591 S *	11/2009	Snell	D8/367
D607,309 S *	1/2010	Barrese	D8/367
D707,111 S *	6/2014	Callif	D8/367
D773,801 S *	12/2016	Baldwin	D3/207
D808,252 S *	1/2018	Forrest	D8/367
D818,803 S *	5/2018	Rogers	D8/367
D844,418 S *	4/2019	Kacines	D8/376
D882,825 S *	4/2020	Redmond	A01C 23/028 D25/100
D889,945 S *	7/2020	Bigongiari	D8/363
D918,021 S *	5/2021	Goodman	D8/367
D931,090 S *	9/2021	Hu	D8/367
D936,465 S *	11/2021	Russell	D8/373
D946,790 S *	3/2022	Yi	D26/24
D953,150 S *	5/2022	Luo	D8/367
D957,918 S *	7/2022	Bredl	D8/367
2016/0108953 A1 *	4/2016	Osaki	F16B 45/04 248/305

* cited by examiner

Primary Examiner — Marissa J Cash

Assistant Examiner — Kayla Marie Bennett

(57) **CLAIM**

The ornamental design for a purse hook, as shown and described.

DESCRIPTION

FIG. 1 is a front view of a purse hook showing my new design;
 FIG. 2 is a rear view of the purse hook;
 FIG. 3 is a right side view of the purse hook;
 FIG. 4 is a left side view of the purse hook;
 FIG. 5 is a top view of the purse hook;
 FIG. 6 is a bottom view of the purse hook; and,
 FIG. 7 is a top front side perspective view of the purse hook in use.
 The broken lines are illustrative of environmental structure forming no part of the claimed design.

1 Claim, 5 Drawing Sheets

(56) **References Cited**

U.S. PATENT DOCUMENTS

353,013 A *	11/1886	Braddock et al. .	A47G 25/0607 248/217.4
2,463,186 A *	3/1949	Larson	A47G 25/0607 211/89.01
2,968,408 A *	1/1961	Weidt	A47G 25/0607 211/85.3
D365,015 S *	12/1995	Avinger	D8/367
D374,602 S *	10/1996	Protz, Jr.	D8/367
D442,887 S *	5/2001	Aubrey	D11/221
D457,808 S *	5/2002	Williams	D8/367






FIG. 1




FIG. 2

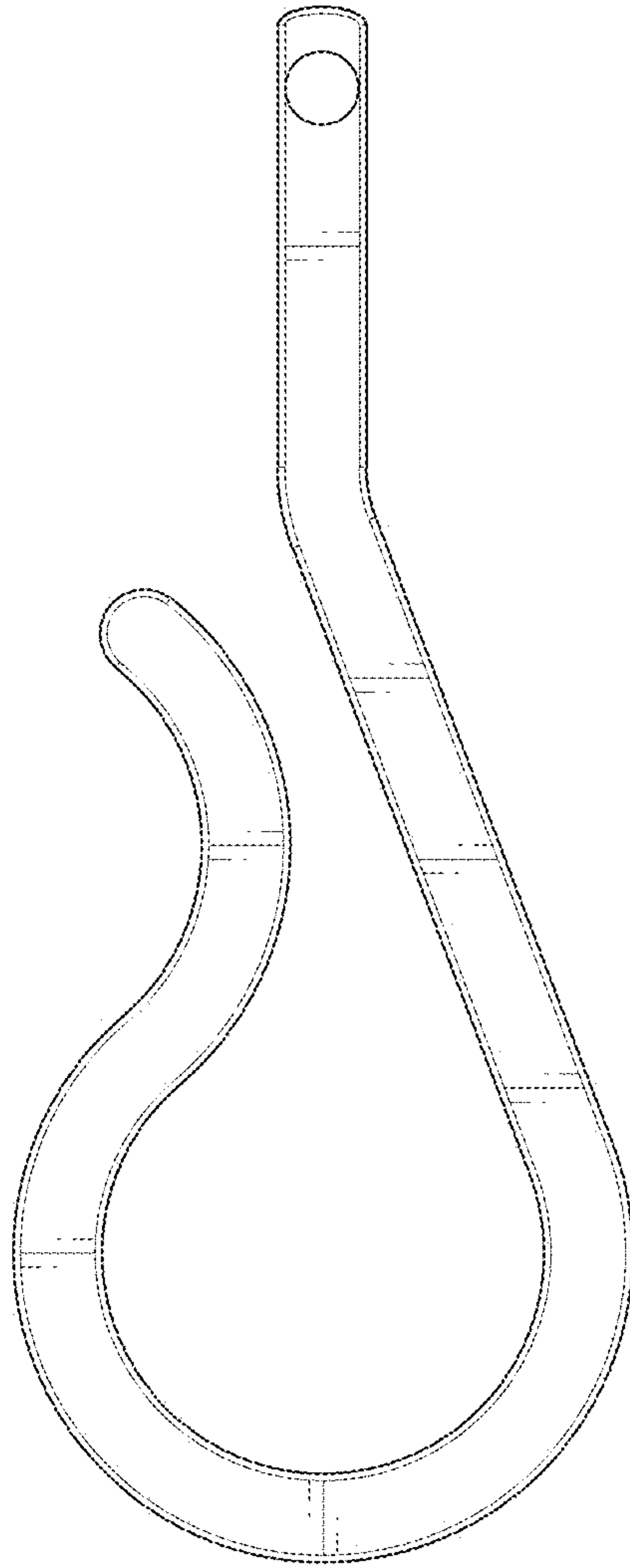


FIG. 3

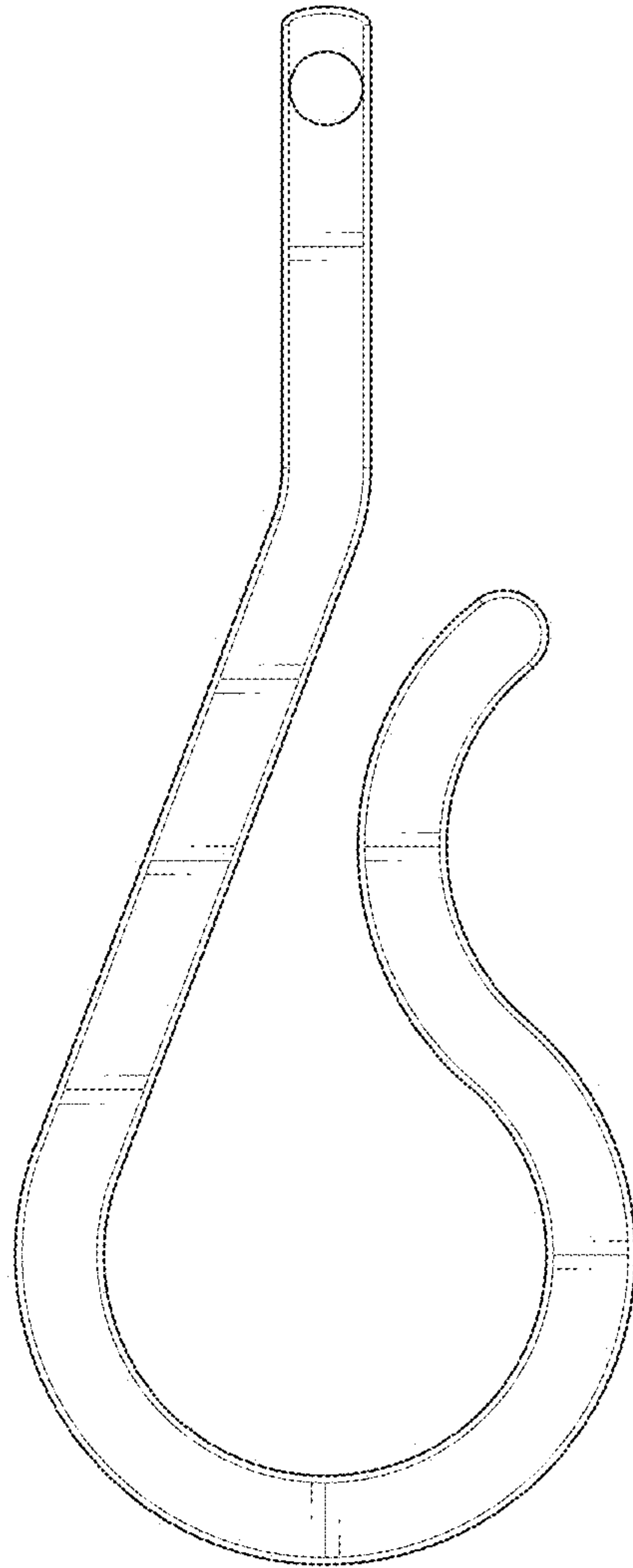


FIG. 4

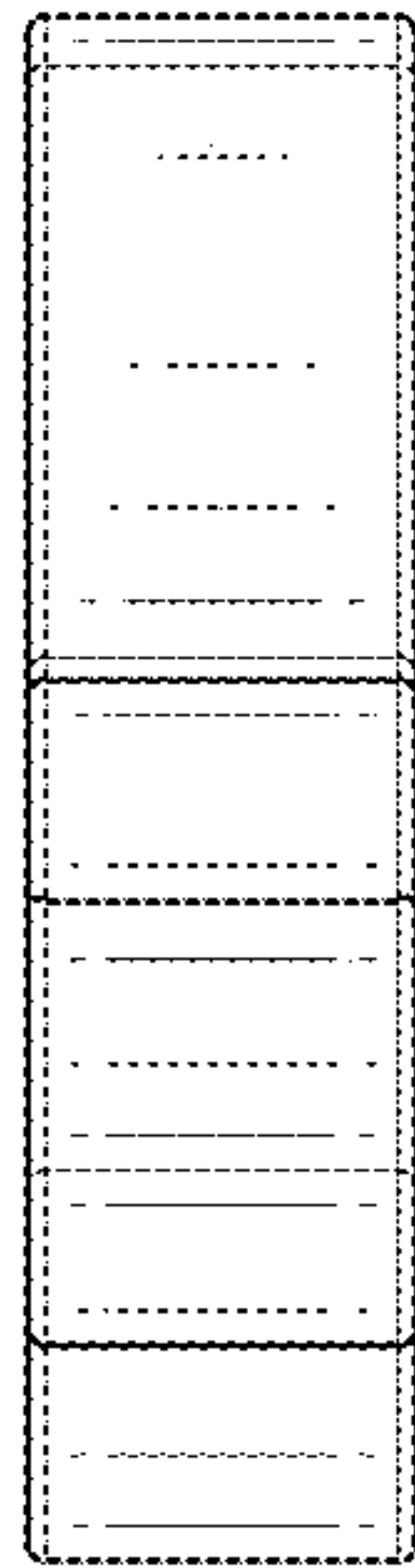


FIG. 5




FIG. 6

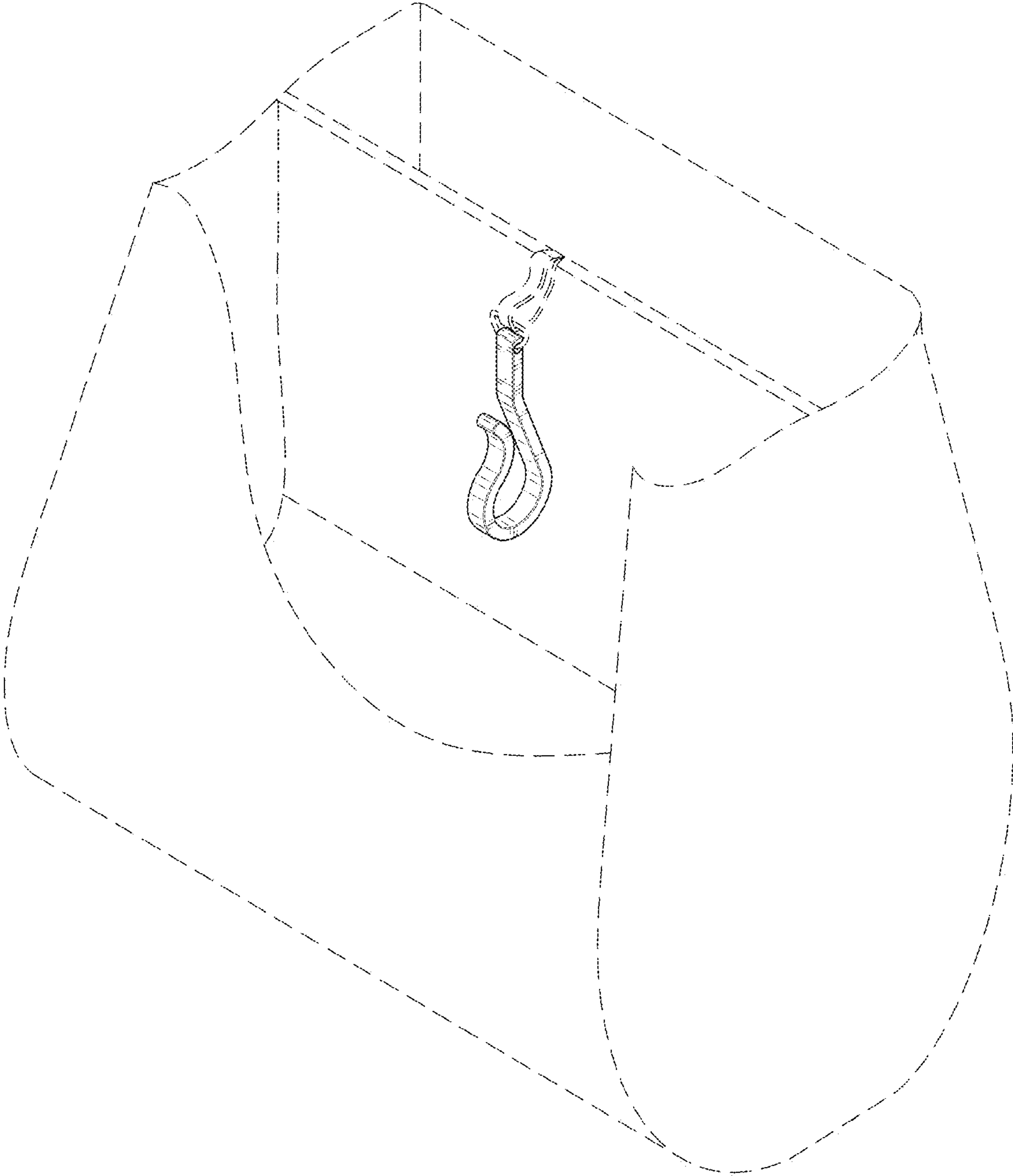


FIG. 7