



US00D979342S

(12) **United States Design Patent** (10) **Patent No.:** **US D979,342 S**
Heo (45) **Date of Patent:** **** Feb. 28, 2023**

(54) **PLATE**

(71) Applicant: **Jinho Heo**, Busan (KR)

(72) Inventor: **Jinho Heo**, Busan (KR)

(**) Term: **15 Years**

(21) Appl. No.: **29/770,952**

(22) Filed: **Feb. 18, 2021**

(51) **LOC (14) Cl.** **07-01**

(52) **U.S. Cl.**
USPC **D7/587**; D7/584; D7/586

(58) **Field of Classification Search**
USPC D7/354, 500, 538, 540–543, 545, 548,
D7/550.1, 554.1–554.4, 560–562, 565,
D7/584–588, 602, 605, 608, 629
CPC A47G 19/00; A47G 19/02; A47G 19/025;
A47G 19/027; A47G 19/03; A47G 19/12;
A47G 19/30; A47G 23/04; A47G 23/06
See application file for complete search history.

(56) **References Cited**

U.S. PATENT DOCUMENTS

D225,431 S	*	12/1972	Gulotta	A47G 19/027
					D7/586
D242,107 S	*	11/1976	Seiichi	D7/582
D262,175 S	*	12/1981	Durand	D7/582
D345,893 S	*	4/1994	Jaworski	D7/545
5,901,699 A	*	5/1999	McDermott	A47G 19/027
					126/246
D450,220 S	*	11/2001	Walz	D7/545
D494,420 S	*	8/2004	Wellner	D7/587
D660,651 S	*	5/2012	Peters	D7/587
D756,715 S	*	5/2016	Ricciardi	D7/587
D837,604 S	*	1/2019	Ribeiro-Ramalhosa	D7/584
D936,427 S	*	11/2021	Elkhatib	D7/586

OTHER PUBLICATIONS

Delling 10 inch White Dinner Plates Set, first available Aug. 20, 2018, Amazon, [online], [site visited Sep. 6, 2022], Available from internet URL: <https://www.amazon.com/Porcelain-Dinnerware-Resistant-Lead-Free-Dishwasher/dp/B07G1F9VMH> (Year: 2018).
Design No. 008511638-0099, Apr. 21, 2021—European Union Intellectual Property Office (EUIPO) Publication Date—May 4, 2021 Owner—Shenzhen Yusheng Network Technology Co., Ltd., Designer—Xuanjun Cai DesignView, available at www.tmdn.org/tmdsview-web/welcome (Year: 2021).
Melawares Black Round Plate—6IN, The SM Store, [online], [site visited Sep. 6, 2022], Available from internet URL: <https://www.thesmstore.com/collections/dinnerware/products/6-round-plate-black> (Year: 2022).*

* cited by examiner

Primary Examiner — Mary Ann Calabrese
Assistant Examiner — Natalya M Rapundalo

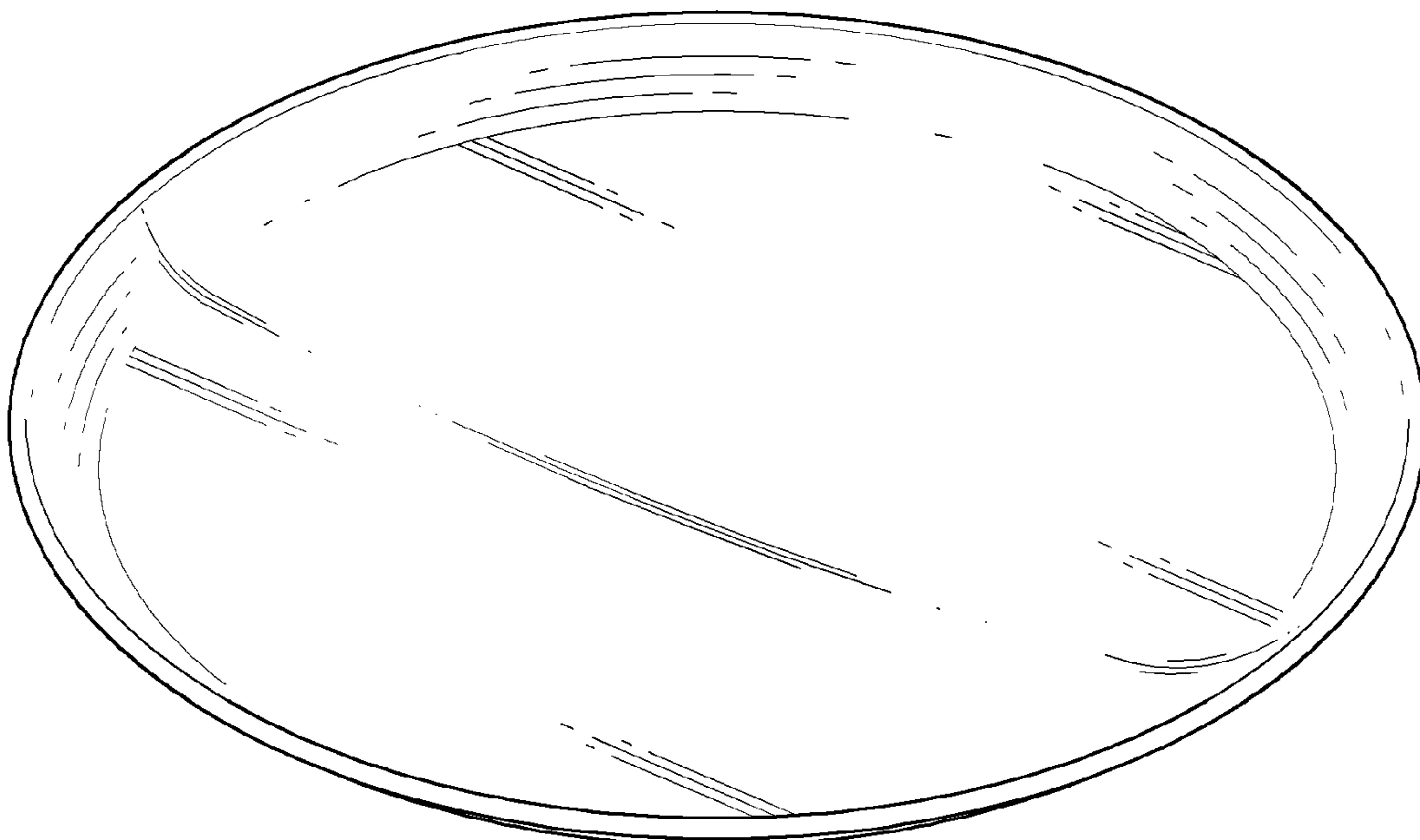
(57) **CLAIM**

The ornamental design for a plate, as shown and described.

DESCRIPTION

FIG. 1 is a front perspective view of a plate of the present invention.
FIG. 2 is a front view of FIG. 1. A rear view of the FIG. 1 is a mirror image of the front view. A left view of the FIG. 1 is the same as the front view. A right view of the FIG. 1 is a mirror image of the left view.
FIG. 3 is a top plan view of FIG. 1.
FIG. 4 is a bottom plan view of FIG. 1.
FIG. 5 is a bottom perspective view of FIG. 1.
FIG. 6 is a cross-sectional view taken along line 6-6, shown in FIG. 2; and,
FIG. 7 is an enlarged view of portion 7 in FIG. 6.

1 Claim, 7 Drawing Sheets






FIG. 1

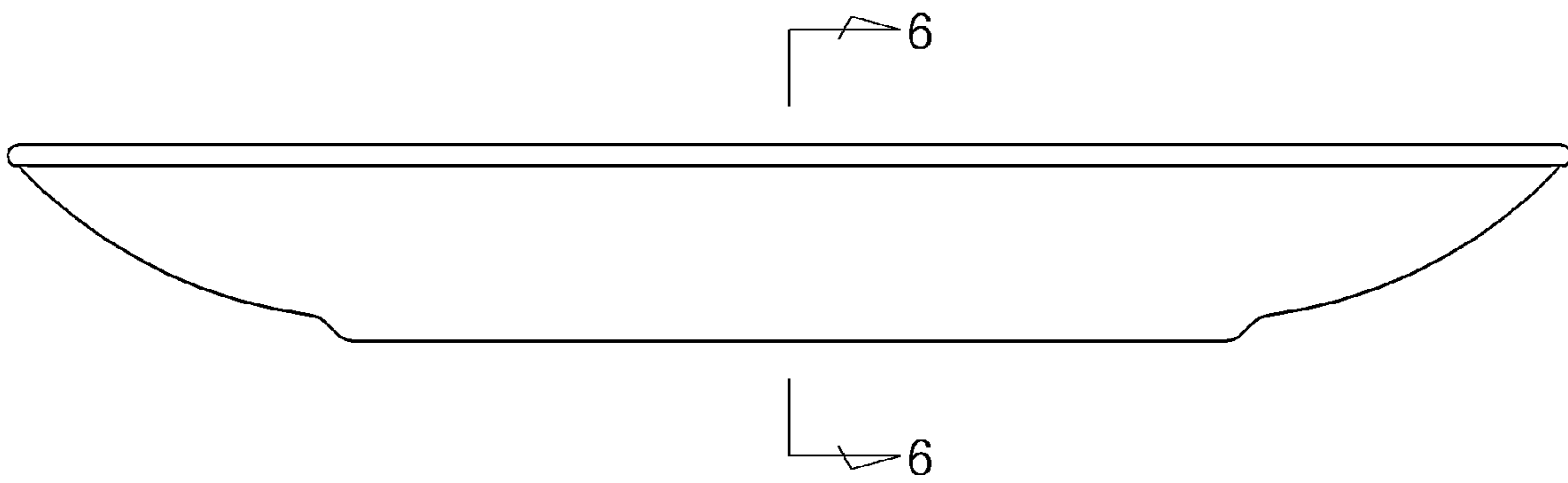


FIG. 2




FIG. 3




FIG. 4

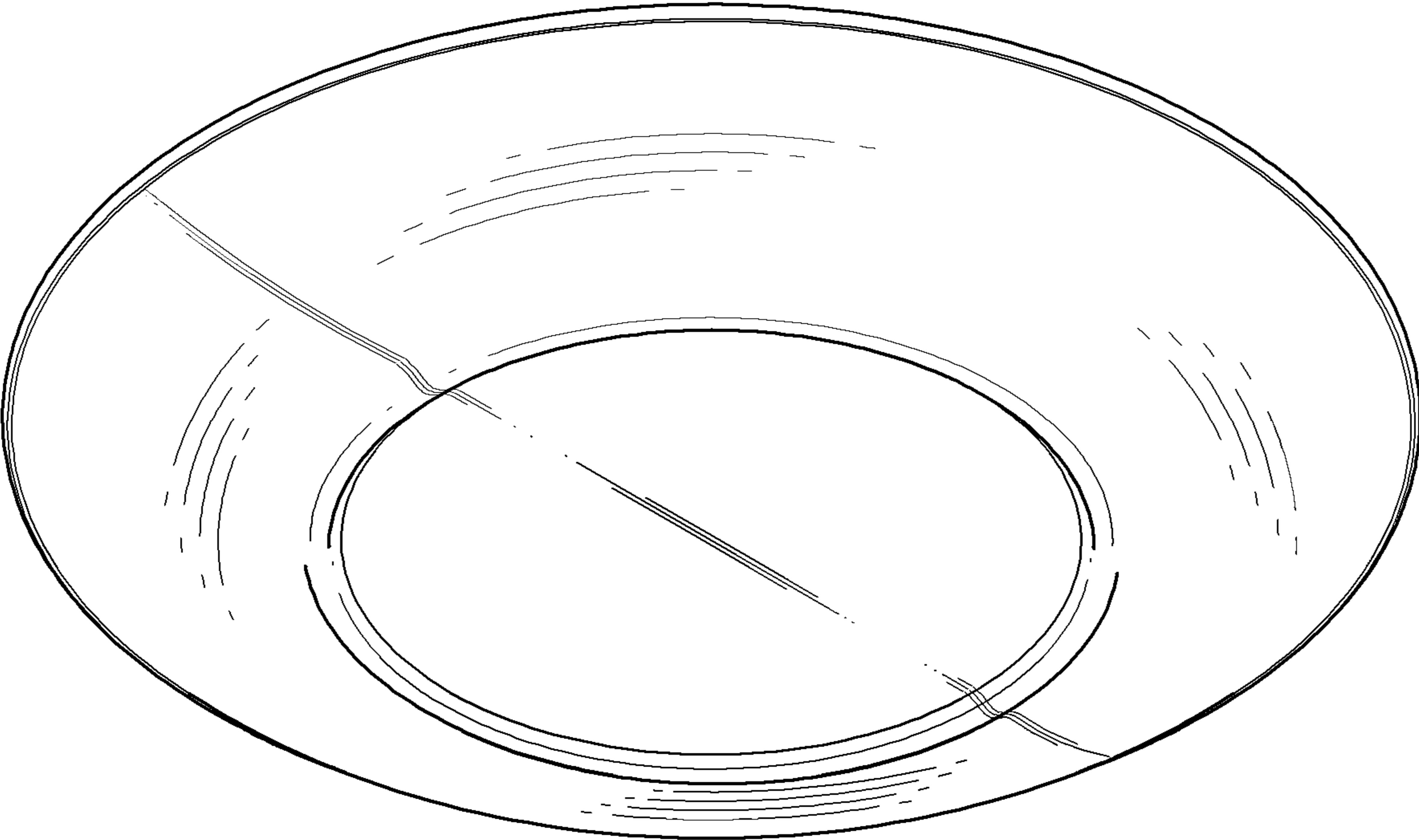


FIG. 5

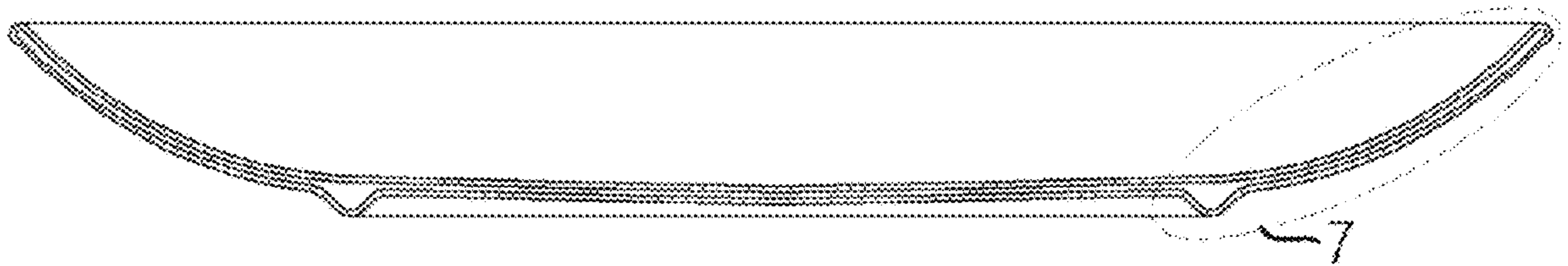


FIG. 6




FIG. 7