



US00D979337S

(12) **United States Design Patent** (10) **Patent No.:** **US D979,337 S**
Young (45) **Date of Patent:** **** Feb. 28, 2023**

(54) **MINIATURE BASEBALL BAT MUG**

D843,176 S * 3/2019 Thompson D7/532
D887,509 S * 6/2020 Jenkins D21/725
D889,203 S * 7/2020 Bull A47G 19/22
D7/509

(71) Applicant: **Thomas A. Young**, Fletcher, NC (US)

(72) Inventor: **Thomas A. Young**, Fletcher, NC (US)

(**) Term: **15 Years**

(21) Appl. No.: **29/700,676**

(22) Filed: **Aug. 5, 2019**

(51) **LOC (14) Cl.** **07-01**

(52) **U.S. Cl.**
USPC **D7/515**

(58) **Field of Classification Search**
USPC D7/509, 510, 514, 515, 523, 669, 369.1,
D7/369.2, 401.1, 403; D9/516, 537, 549,
D9/439, 8, 440, 441, 455; D11/143, 149,
D11/157
CPC A47G 19/22; A47G 19/2205; A47G 19/30;
A47G 23/02; A47G 23/0208; A47G
23/0126; B65D 1/00; B65D 1/10; B65D
1/12

See application file for complete search history.

(56) **References Cited**

U.S. PATENT DOCUMENTS

4,712,698 A * 12/1987 Greenberg A47G 19/22
D7/533
D387,622 S * 12/1997 Lee D7/514
D462,577 S * 9/2002 Miller D7/514
D502,365 S * 3/2005 Dretzka D7/532
D623,984 S * 9/2010 Bas D11/146
D698,497 S * 1/2014 Smith D28/76
D801,184 S * 10/2017 Trevino D9/600
D801,751 S * 11/2017 Merten D7/533
D816,414 S 5/2018 Thompson et al.

OTHER PUBLICATIONS

Dugout Mugs I posted at Amazon.com, posted on Jan. 6, 2019 ©
1996-2022 Amazon.com, [online], [site visited Jul. 1, 2022]. Avail-
able from Internet, <URL: <https://www.amazon.com/Pour-Will-Drink-Dugout-Mug/dp/B07MFRNVMG/>> (Year: 2019).*

* cited by examiner

Primary Examiner — Andrew Kerr

(74) *Attorney, Agent, or Firm* — Luedeka Neely Group,
P.C.

(57) **CLAIM**


The ornamental design for a miniature baseball bat mug, as
shown and described.

DESCRIPTION

FIG. 1 is a perspective view of a miniature baseball bat mug
showing my new design;
FIG. 2 is a side elevational view thereof;
FIG. 3 is a second side elevational view thereof;
FIG. 4 is a third side elevational view thereof;
FIG. 5 is a fourth side elevational view thereof;
FIG. 6 is a top plan view thereof; and,
FIG. 7 is a bottom plan view thereof.

The broken lines in the drawings depict portions of the
miniature baseball bat mug that form no part of the claimed
design.

1 Claim, 4 Drawing Sheets



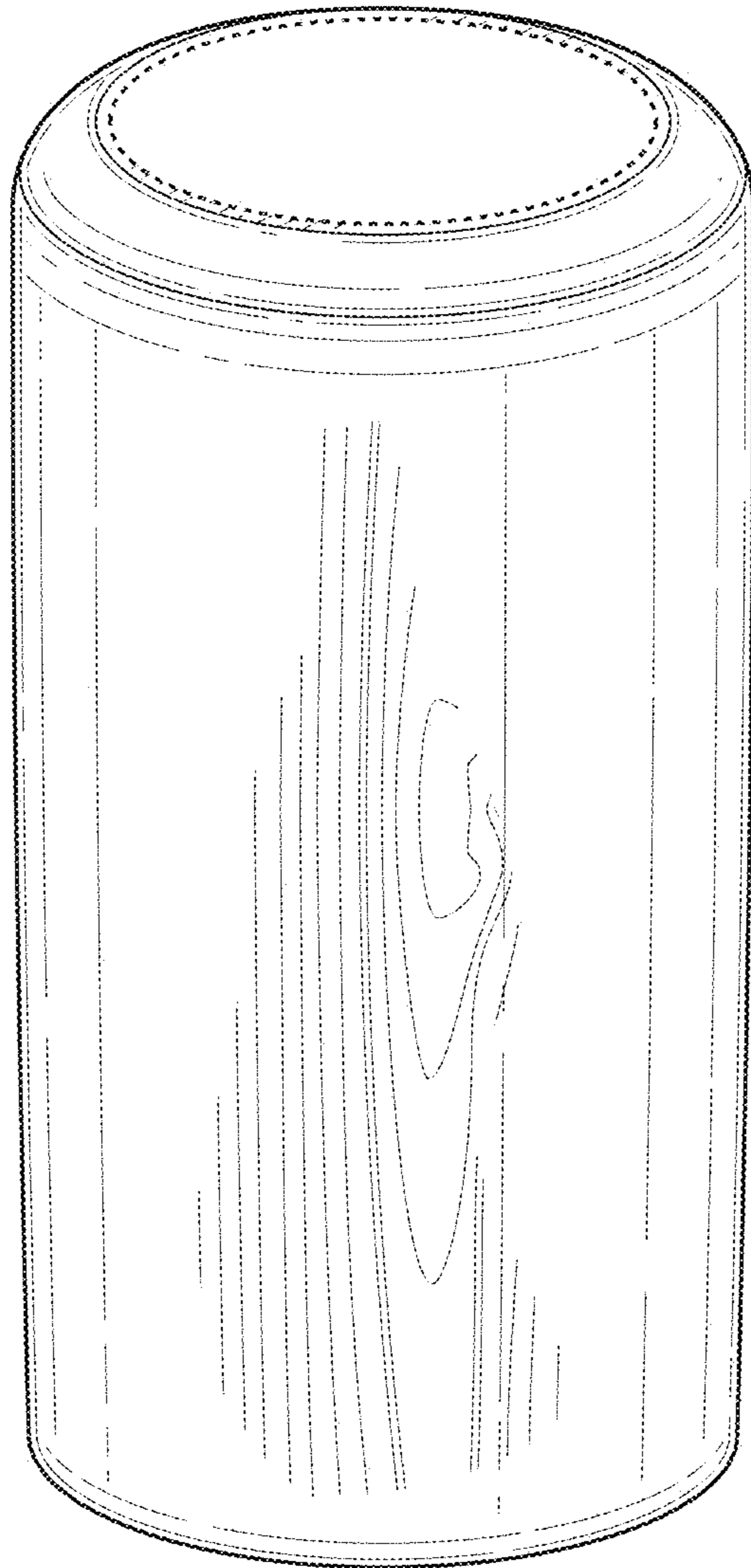


FIG. 1

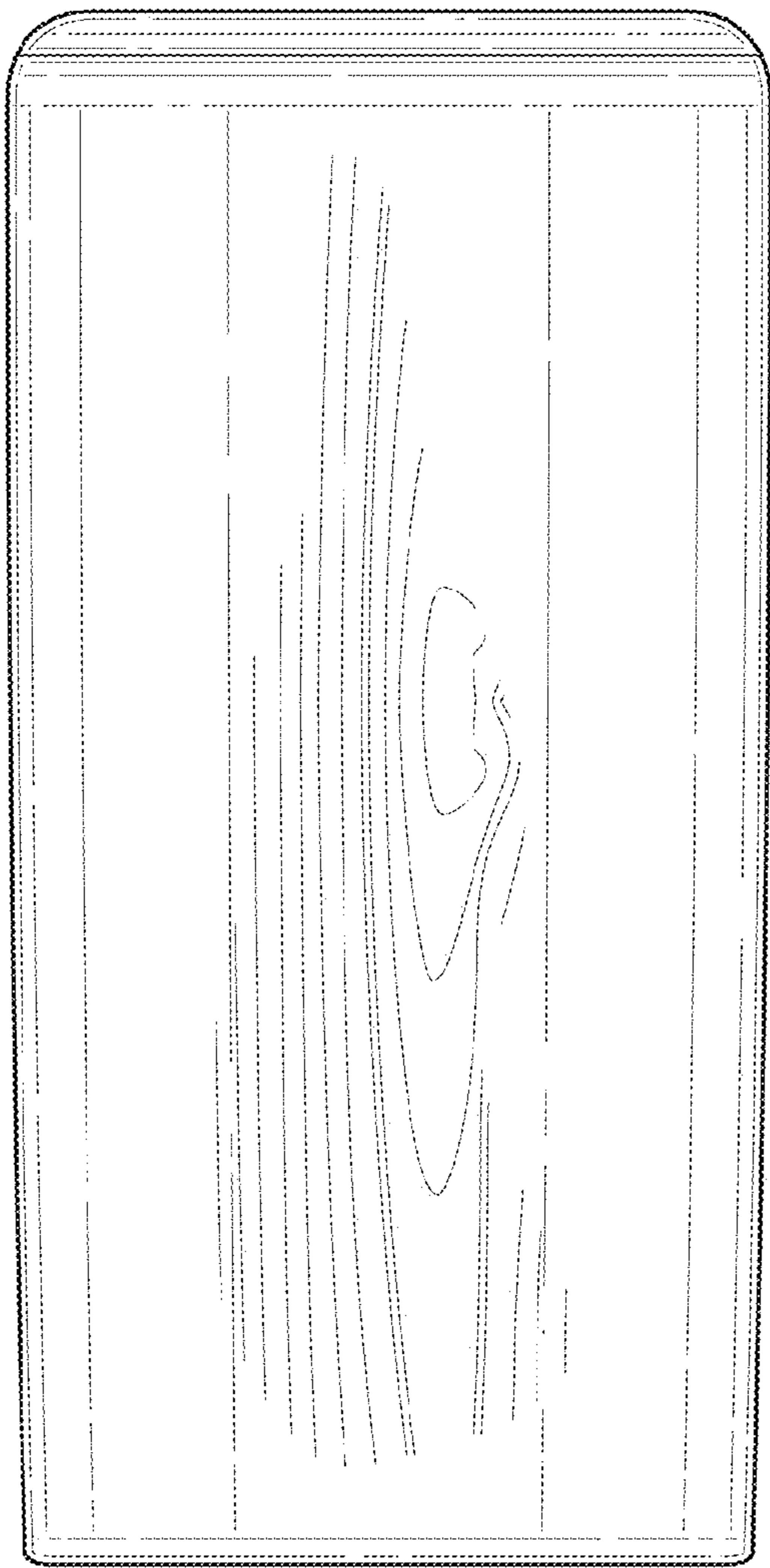


FIG. 2

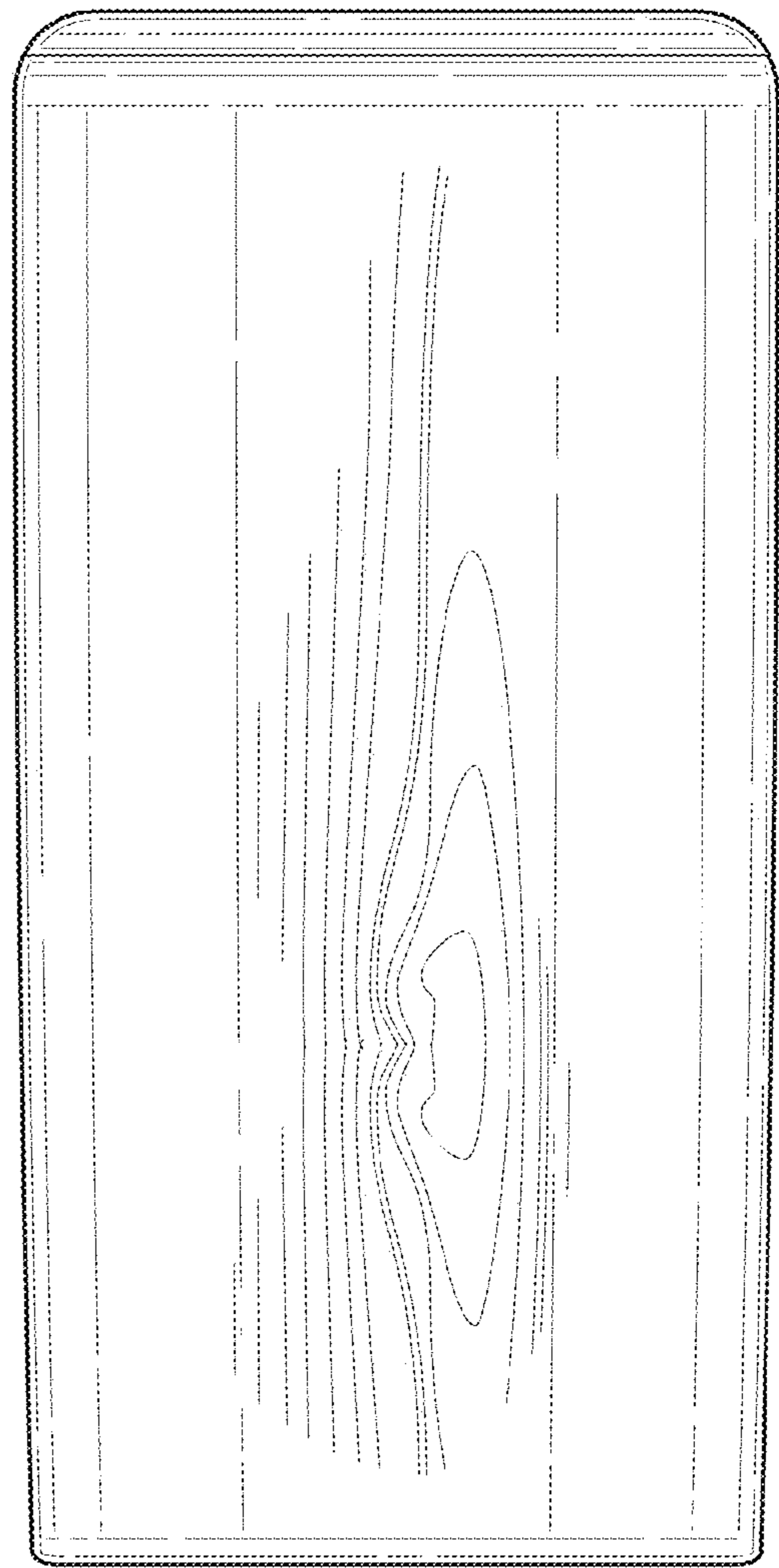


FIG. 3




FIG. 4

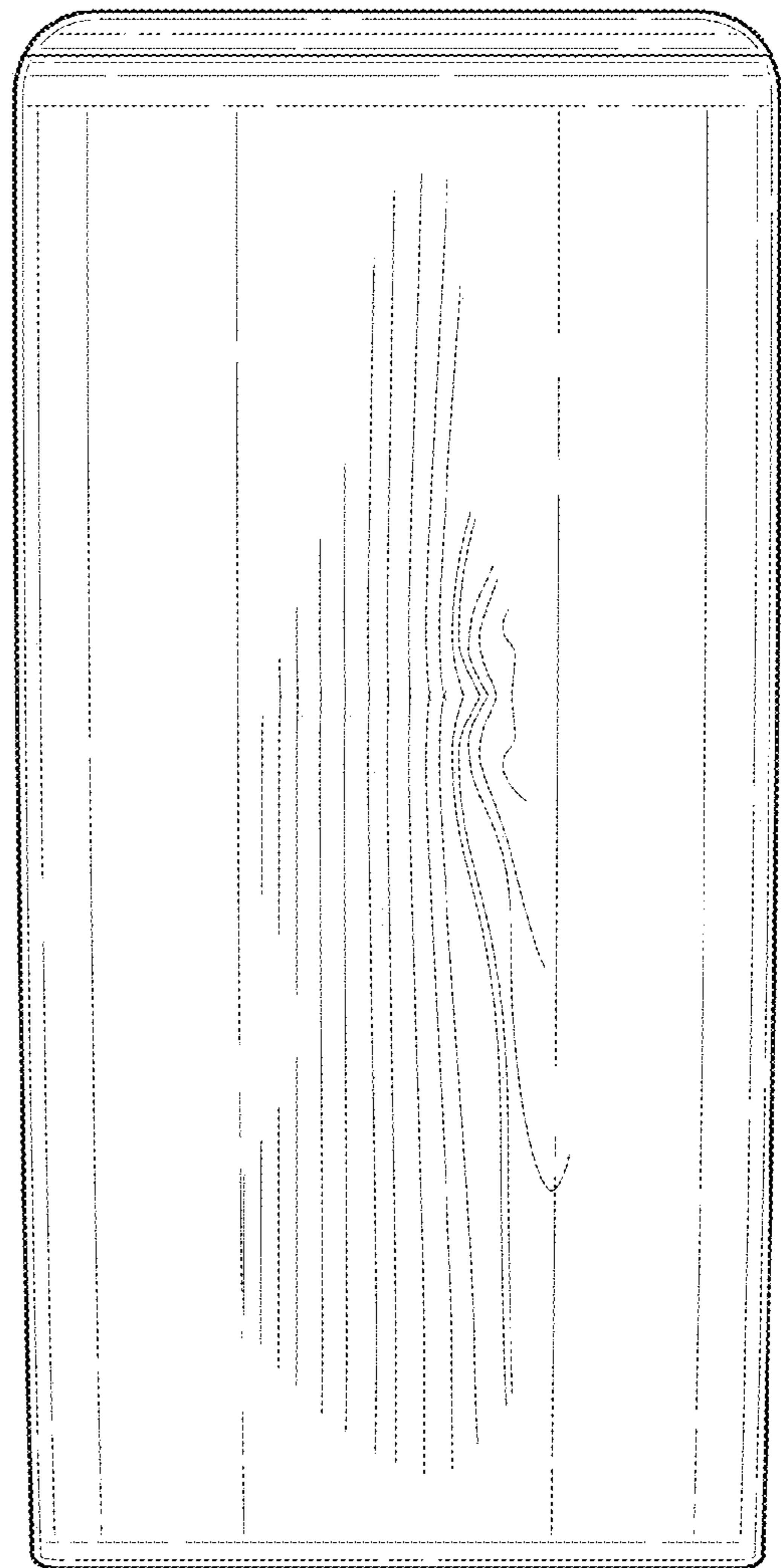


FIG. 5




FIG. 6




FIG. 7