



US00D979308S

(12) **United States Design Patent** (10) **Patent No.:** **US D979,308 S**
Pomputius (45) **Date of Patent:** **** Feb. 28, 2023**

- (54) **TABLETOP SUPPORT**
- (71) Applicant: **JOHN POMP STUDIOS, INC.,**
Philadelphia, PA (US)
- (72) Inventor: **John Pomputius,** Philadelphia, PA (US)
- (73) Assignee: **JOHN POMP STUDIOS, INC.,**
Philadelphia, PA (US)
- (**) Term: **15 Years**
- (21) Appl. No.: **29/825,874**
- (22) Filed: **Feb. 7, 2022**

D386,632 S *	11/1997	Robinson	D6/692.6
D491,388 S	6/2004	Muller		
D527,929 S	9/2006	Martin		
D613,097 S *	4/2010	Muller	D6/708
D644,460 S *	9/2011	Lewis	D6/708
D737,607 S	9/2015	Luz et al.		
D742,148 S	11/2015	Fritz		
D749,882 S	2/2016	Garcia		
D858,159 S	9/2019	Versace		
D891,839 S	8/2020	Butler, Jr.		
D899,832 S	10/2020	Pomputius		
D912,450 S	3/2021	Pomputius		
D946,947 S *	3/2022	Pomputius	D6/691
D946,949 S *	3/2022	Pomputius	D6/696.2

Related U.S. Application Data

- (63) Continuation of application No. 29/727,712, filed on Mar. 12, 2020, now Pat. No. Des. 946,947.
- (51) **LOC (14) Cl.** **06-06**
- (52) **U.S. Cl.**
USPC **D6/708**
- (58) **Field of Classification Search**
USPC D6/691, 691.5, 702, 708, 708.15, 708.16,
D6/708.17
CPC A47B 7/00; A47B 13/00; A47B 13/02;
A47B 13/04; A47B 13/06; A47B 21/00;
A47B 2200/0011; A47B 2200/002
See application file for complete search history.

References Cited

U.S. PATENT DOCUMENTS

D165,584 S	1/1952	Johnson		
3,106,901 A	10/1963	Locek		
D225,949 S *	1/1973	Torrey	D6/691.5
D238,407 S	1/1976	Owens		
D260,836 S	9/1981	de Polo		
D282,096 S	1/1986	Levand		
D339,935 S	10/1993	Giugiaro		

OTHER PUBLICATIONS

John Pomp, Photos, <https://www.facebook.com/johnpomp/photos>, Jan. 4, 2019, p. 1.

(Continued)

Primary Examiner — Mary Ann Calabrese

(74) *Attorney, Agent, or Firm* — Gottlieb, Rackman & Reisman

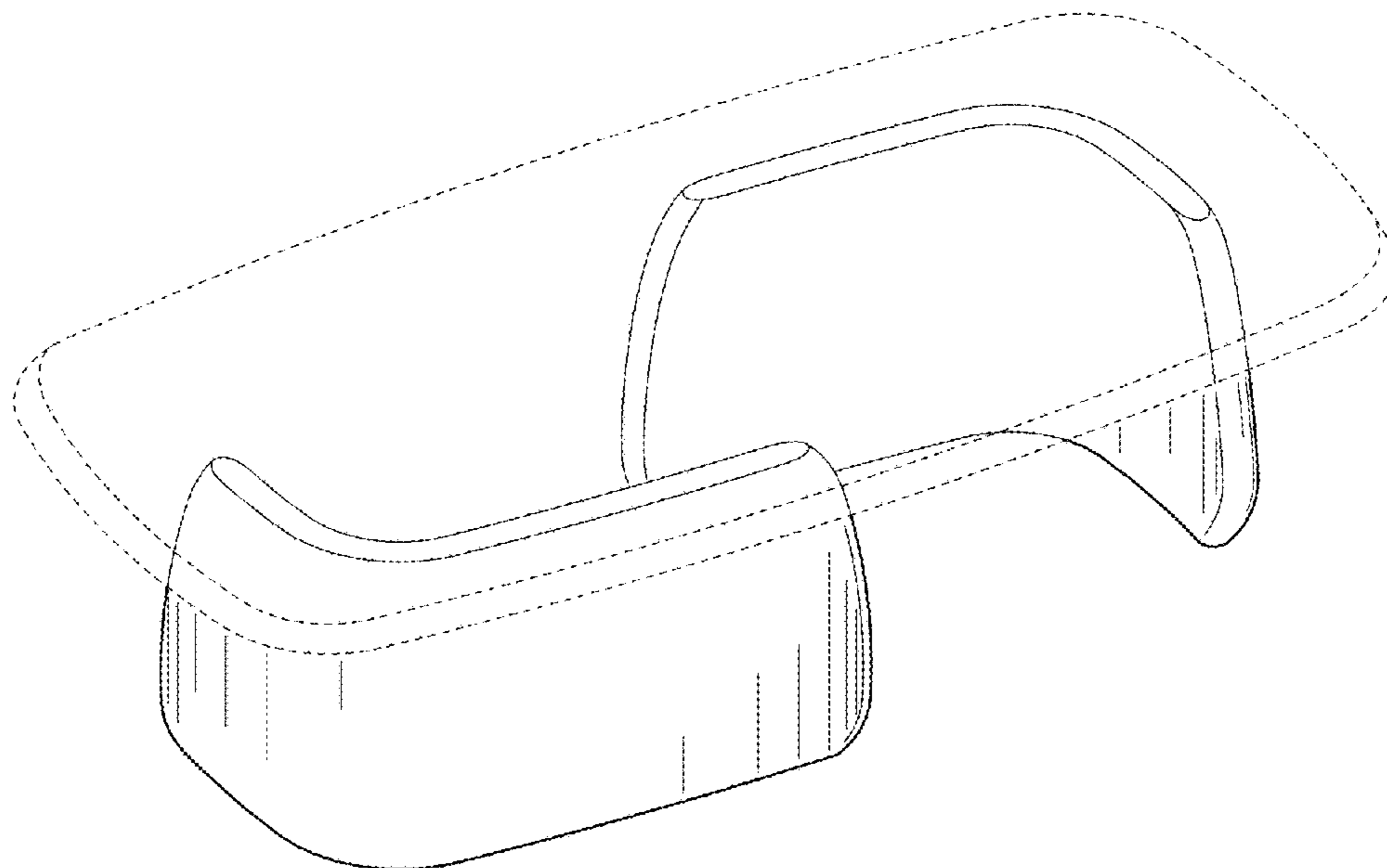
(57) **CLAIM**

The ornamental design for a tabletop support, as shown and described.

DESCRIPTION

FIG. 1 is a front elevational view thereof;
FIG. 2 is front view thereof;
FIG. 3 is a rear view thereof;
FIG. 4 is a right view thereof;
FIG. 5 is a left view thereof;
FIG. 6 is a top view thereof; and,
FIG. 7 is a bottom view thereof.
The broken lines showing the tabletop in the figures form no part of the claimed design.

1 Claim, 4 Drawing Sheets



(56)

References Cited

OTHER PUBLICATIONS

John Pomp, Photos, <https://www.facebook.com/johnpomp/photos>,
Oct. 26, 2018, p. 1.

John Pomp, Photos, <https://www.facebook.com/johnpomp/photos>,
May 18, 2018, pp. 1-3.

John Pomp, Photos, <https://www.facebook.com/johnpomp/photos>,
Dec. 13, 2019, pp. 1-3.

* cited by examiner

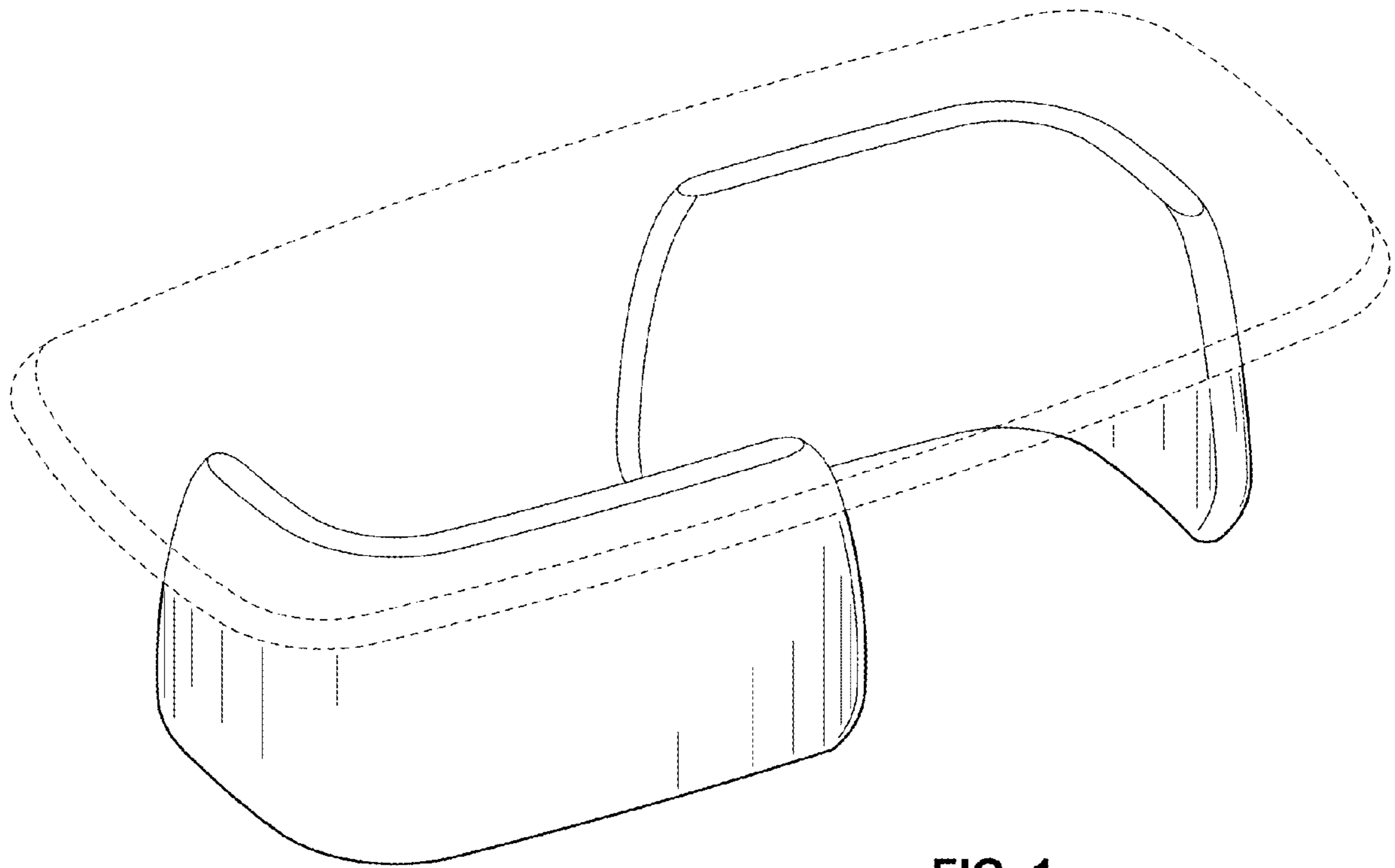


FIG. 1

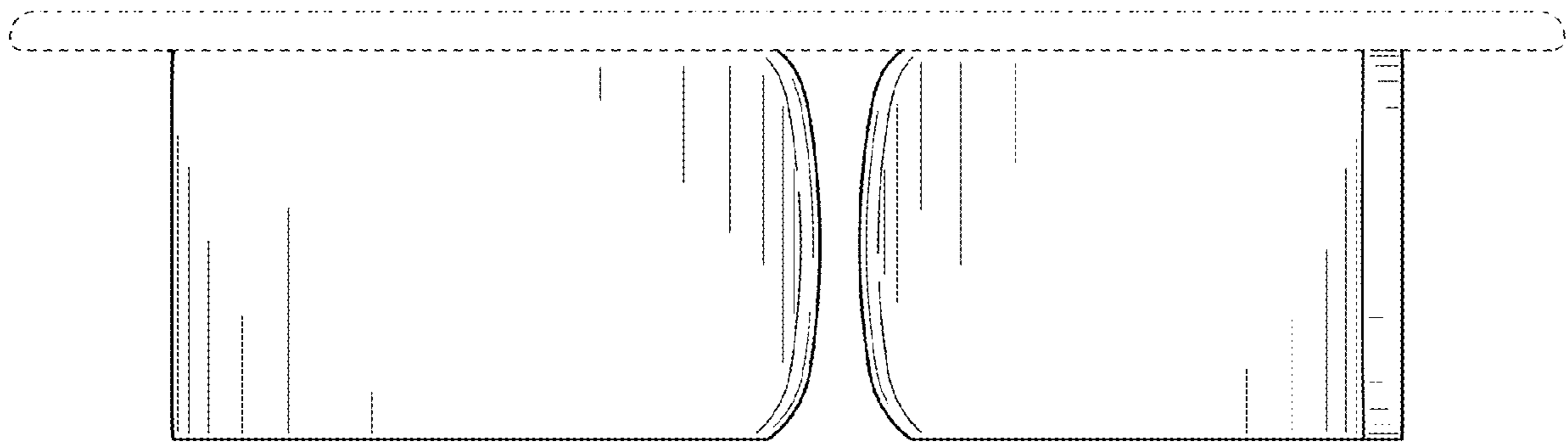


FIG. 2

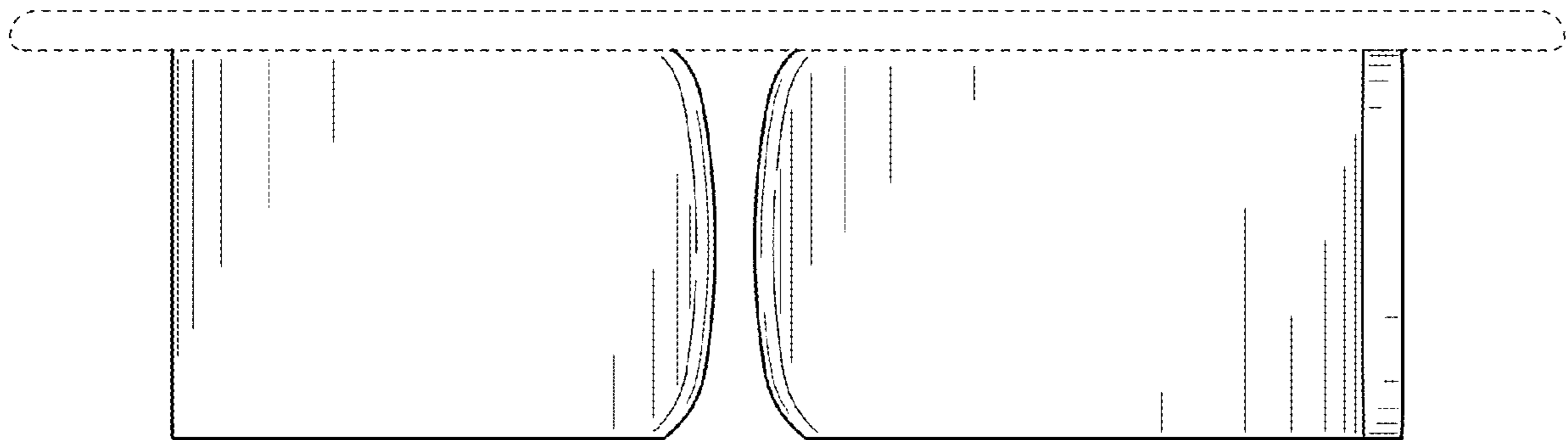


FIG. 3

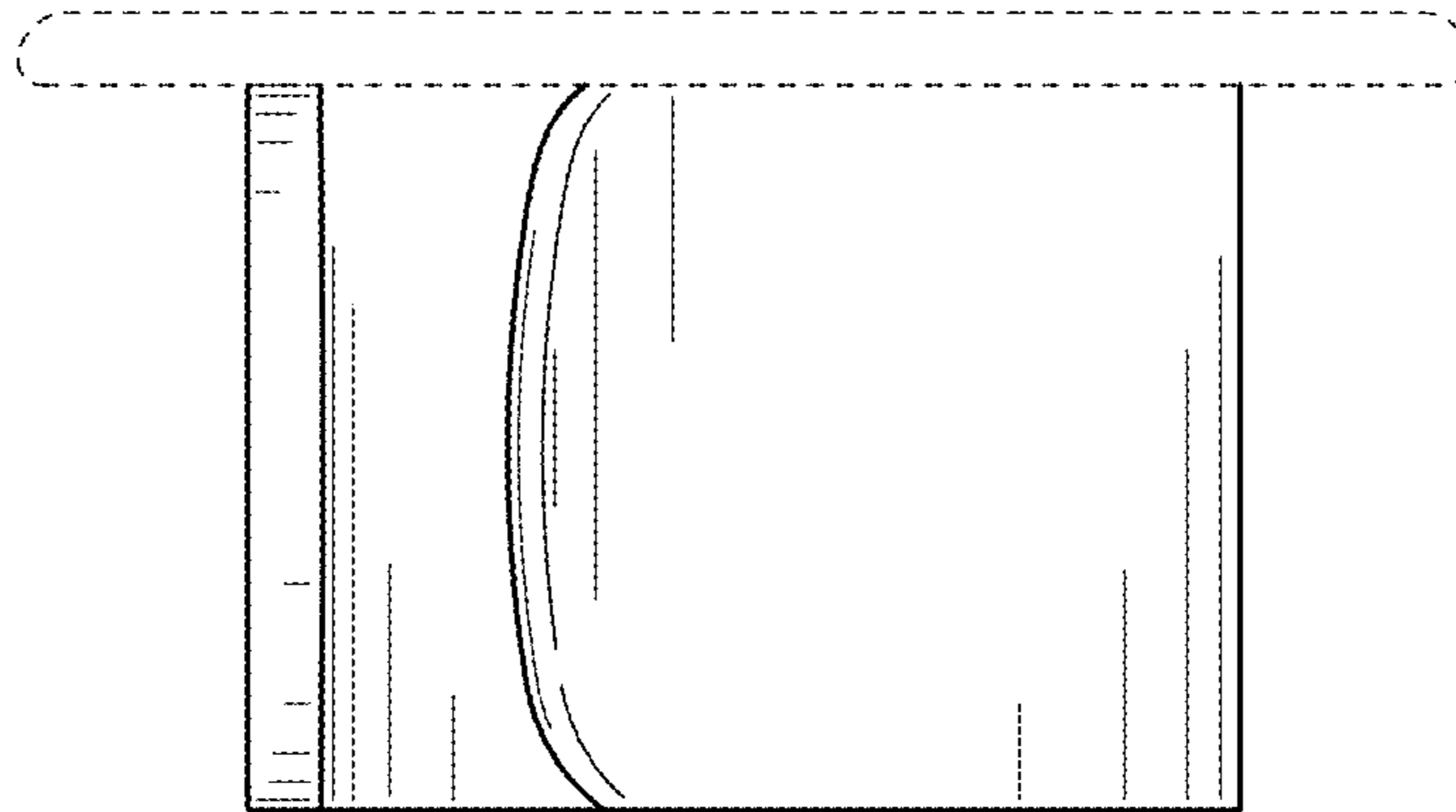


FIG. 4

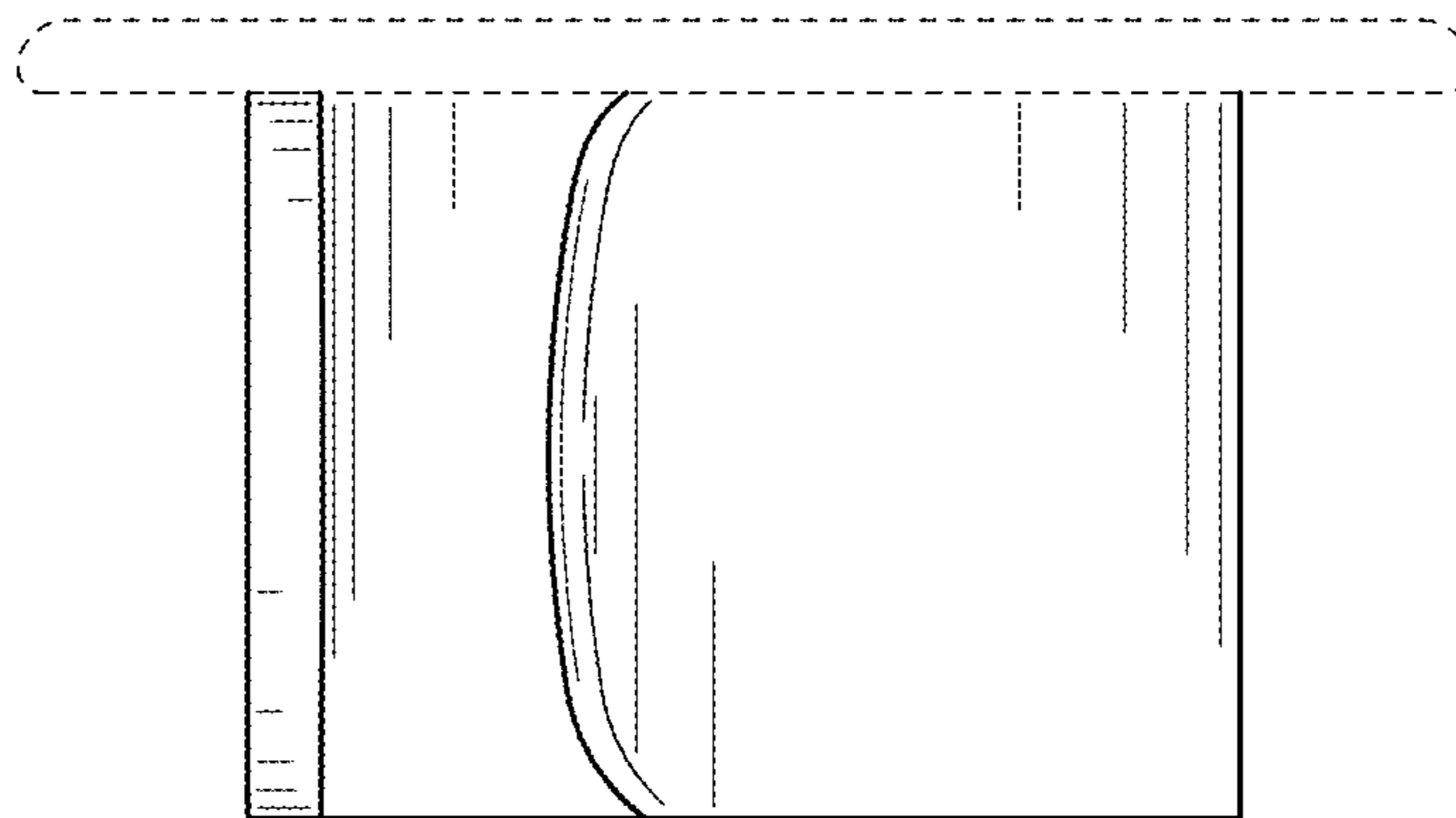


FIG. 5

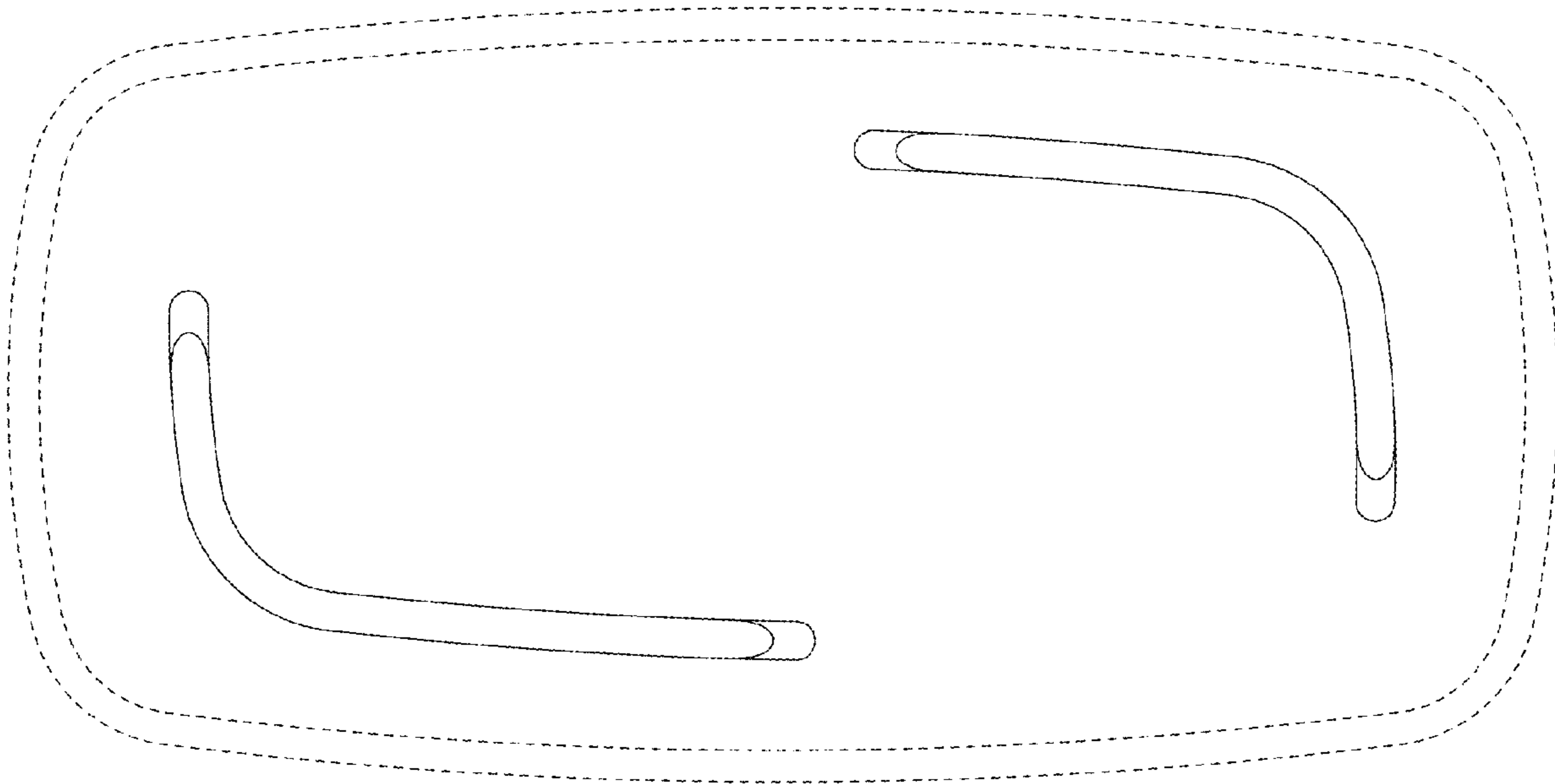


FIG. 6

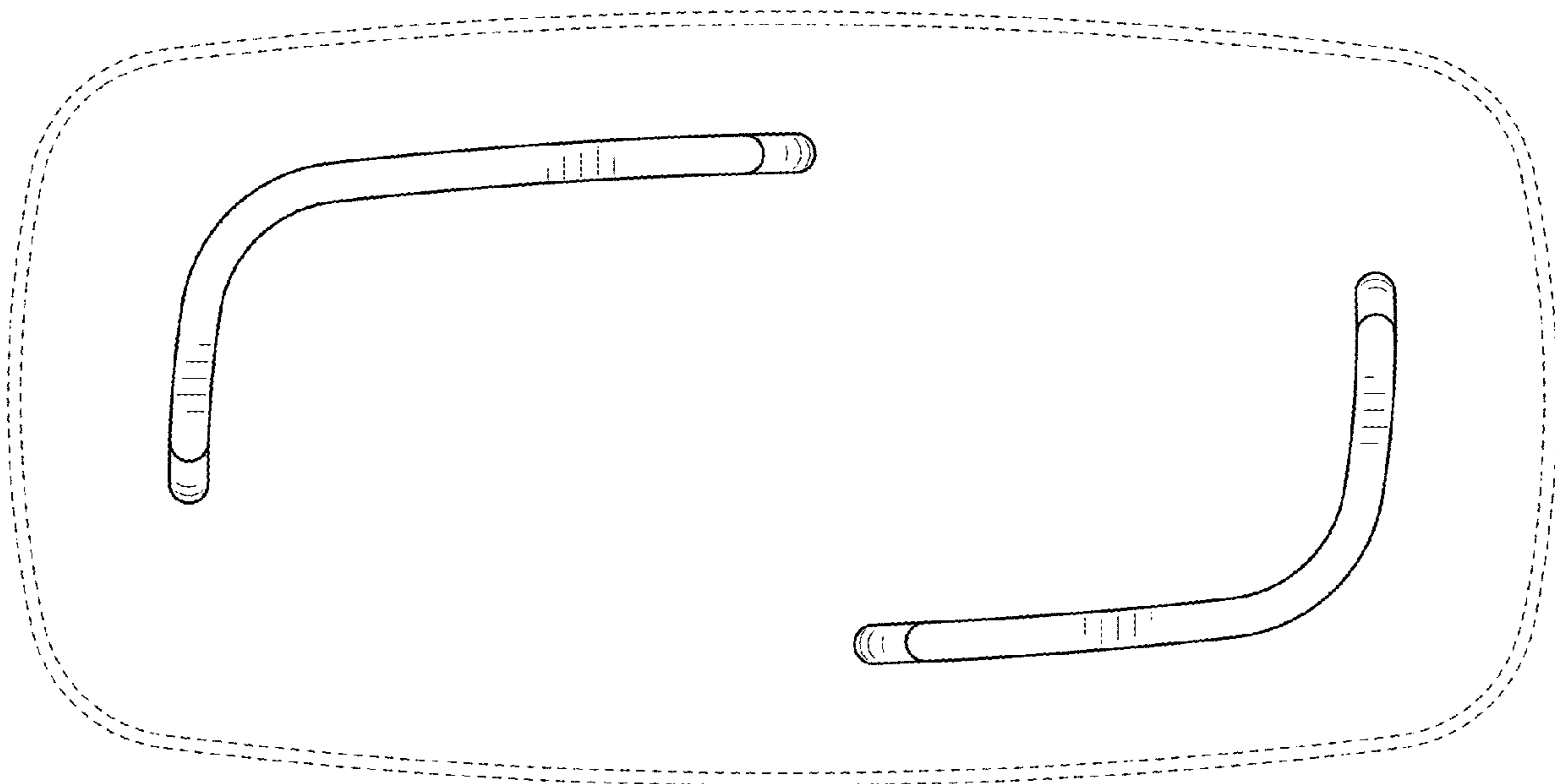


FIG. 7