

US00D979298S

(12) **United States Design Patent** (10) **Patent No.:** **US D979,298 S**
Bogdan (45) **Date of Patent:** **** Feb. 28, 2023**

(54) **DISPLAY RACK WITH SHELVES**
(71) Applicant: **CVB INC**, Logan, UT (US)
(72) Inventor: **Holly Bogdan**, Logan, UT (US)
(**) Term: **15 Years**
(21) Appl. No.: **29/720,430**
(22) Filed: **Jan. 13, 2020**
(51) **LOC (14) Cl.** **06-06**
(52) **U.S. Cl.**
USPC **D6/675.4**
CPC **A47F 5/00** (2013.01)
(58) **Field of Classification Search**
USPC D6/672, 675, 675.1–675.4, 682, 682.1,
D6/705
CPC ... A47F 1/00; A47F 5/00; A47B 45/00; A47B
47/04; A47B 57/00; A47B 63/00; A47B
47/021; A47B 47/0083; A47B 47/0008
See application file for complete search history.

(56) **References Cited**

U.S. PATENT DOCUMENTS

D477,160 S *	7/2003	Grosfillex	D6/675.1
D499,583 S *	12/2004	Anderson	D6/675.1
D517,346 S *	3/2006	Boudreau	D6/662.1
D731,823 S *	6/2015	Kelinske	D6/675.1
D787,242 S *	5/2017	Hsu	D6/675.2
D798,067 S *	9/2017	Felsenthal	D6/320
D871,806 S *	1/2020	Young	D6/671
D878,116 S *	3/2020	Davis	D6/675.1
D878,821 S *	3/2020	Davis	D6/661
D891,606 S *	7/2020	Baker	D23/404
D891,831 S *	8/2020	Davis	D6/675.1
D898,486 S *	10/2020	Kallus	D6/675.1
D904,808 S *	12/2020	Felsenthal	D6/675.4
D907,413 S *	1/2021	Bogdan	D6/675.1

D912,447 S *	3/2021	Wang	D6/681
D922,808 S *	6/2021	Lin	D6/675.1
D929,369 S *	8/2021	Lee	D6/675.1
D931,643 S *	9/2021	Li	D6/375
D938,204 S *	12/2021	Li	D6/675.1
D942,783 S *	2/2022	Li	D6/675.1
D949,607 S *	4/2022	Liu	D6/675.1
D953,783 S *	6/2022	Kulagin	D6/675.1
D968,120 S *	11/2022	Li	D6/514
D970,931 S *	11/2022	Fukasawa	D6/675.1
2005/0103734 A1 *	5/2005	Saltzberg	A47B 57/50 211/187
2016/0256032 A1 *	9/2016	Bhajak	A47L 15/22
2018/0064246 A1 *	3/2018	Kassanoff	A47B 47/03

* cited by examiner

Primary Examiner — Richard E Chilcot

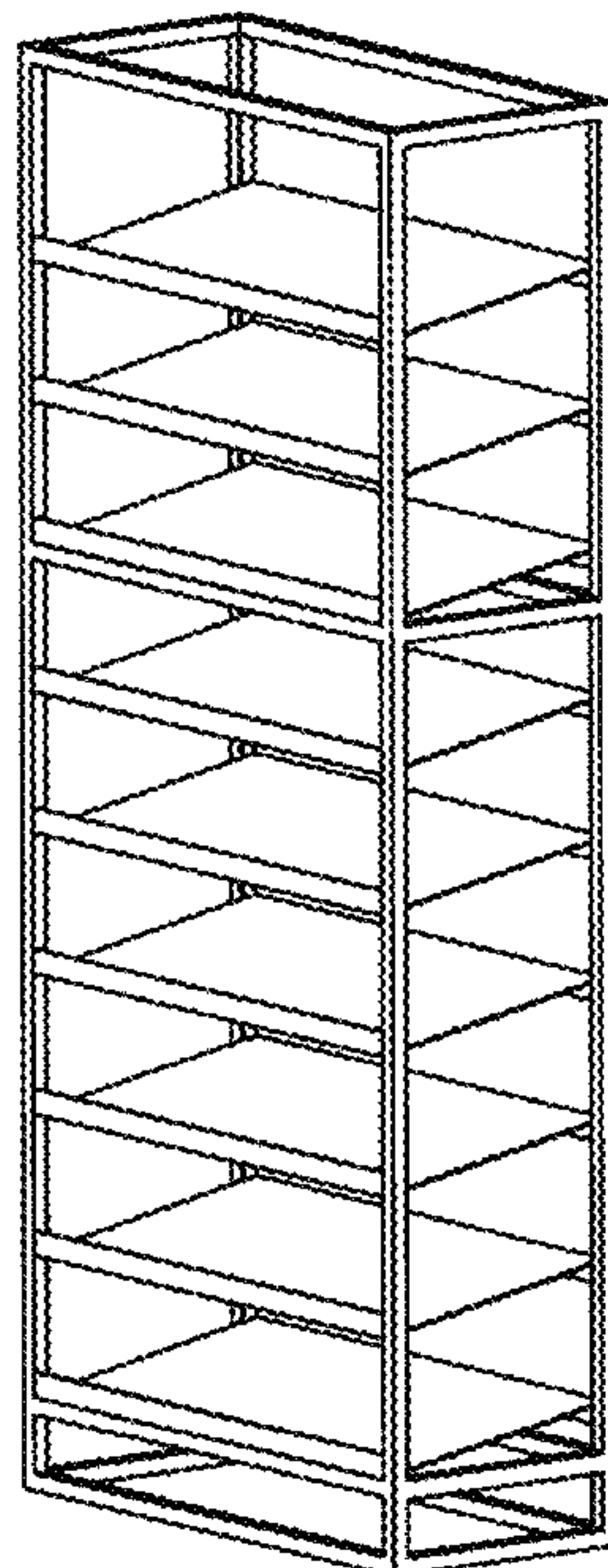
(57) **CLAIM**

The ornamental design for a display rack with shelves, as shown and described.

DESCRIPTION

FIG. 1 is a front perspective view of a display rack with shelves;
FIG. 2 is a top plan view of the display rack with shelves of FIG. 1;
FIG. 3 is a left-side view of the display rack with shelves of FIG. 1;
FIG. 4 is a front view of the display rack with shelves of FIG. 1;
FIG. 5 is a right-side view of the display rack with shelves of FIG. 1;
FIG. 6 is a rear view of the display rack with shelves of FIG. 1; and,
FIG. 7 is a bottom plan view of the display rack with shelves of FIG. 1.

1 Claim, 2 Drawing Sheets



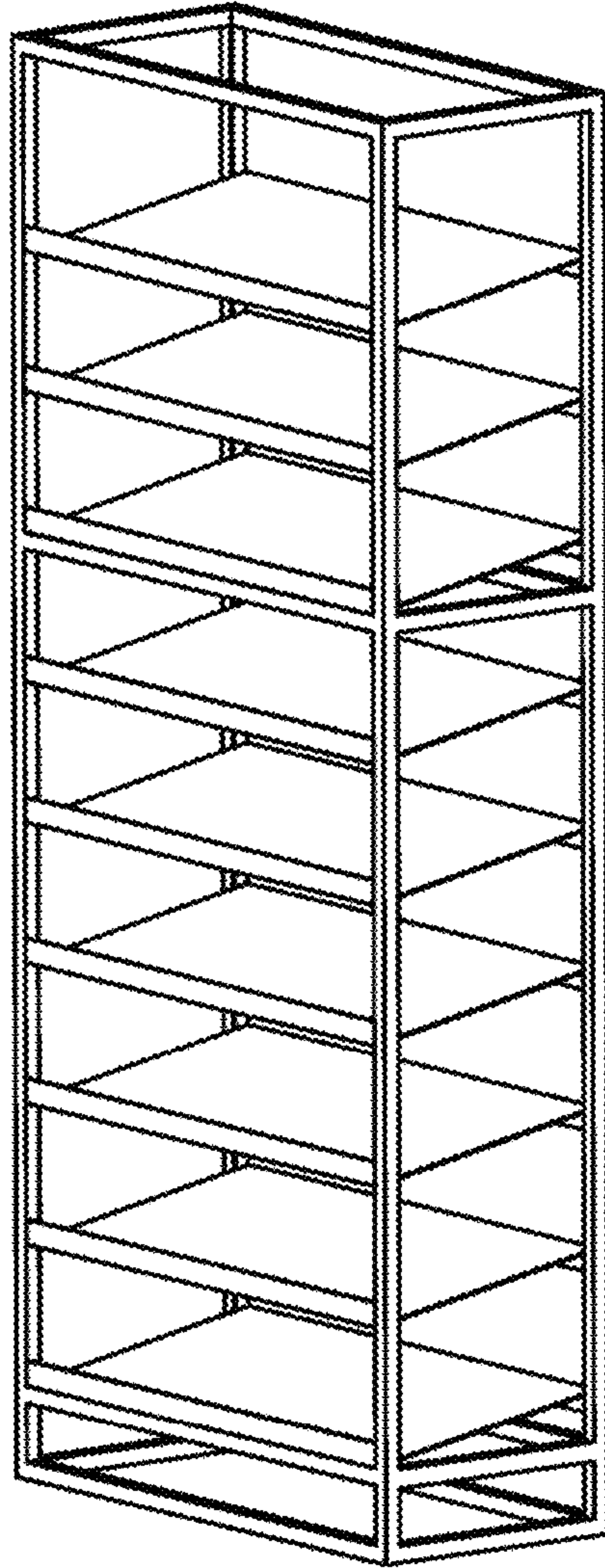


FIG. 1



FIG. 2

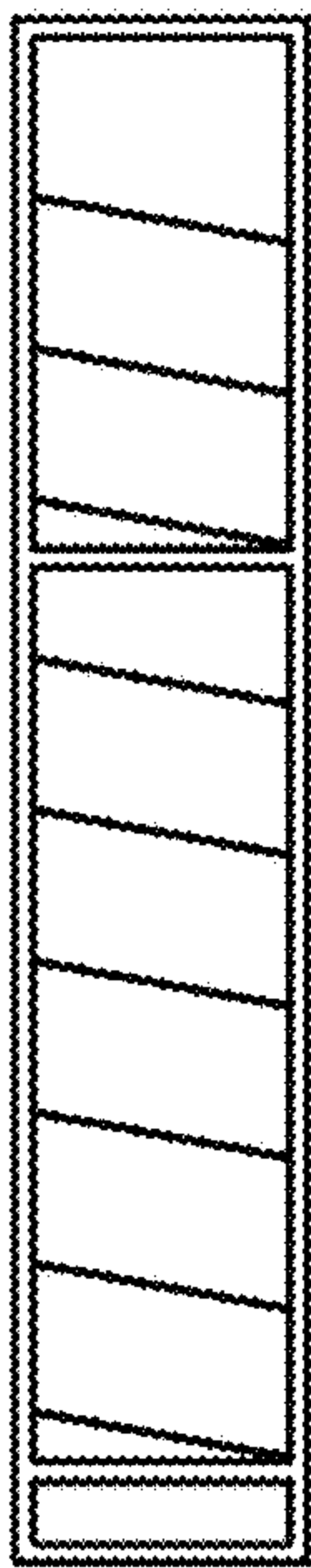


FIG. 3

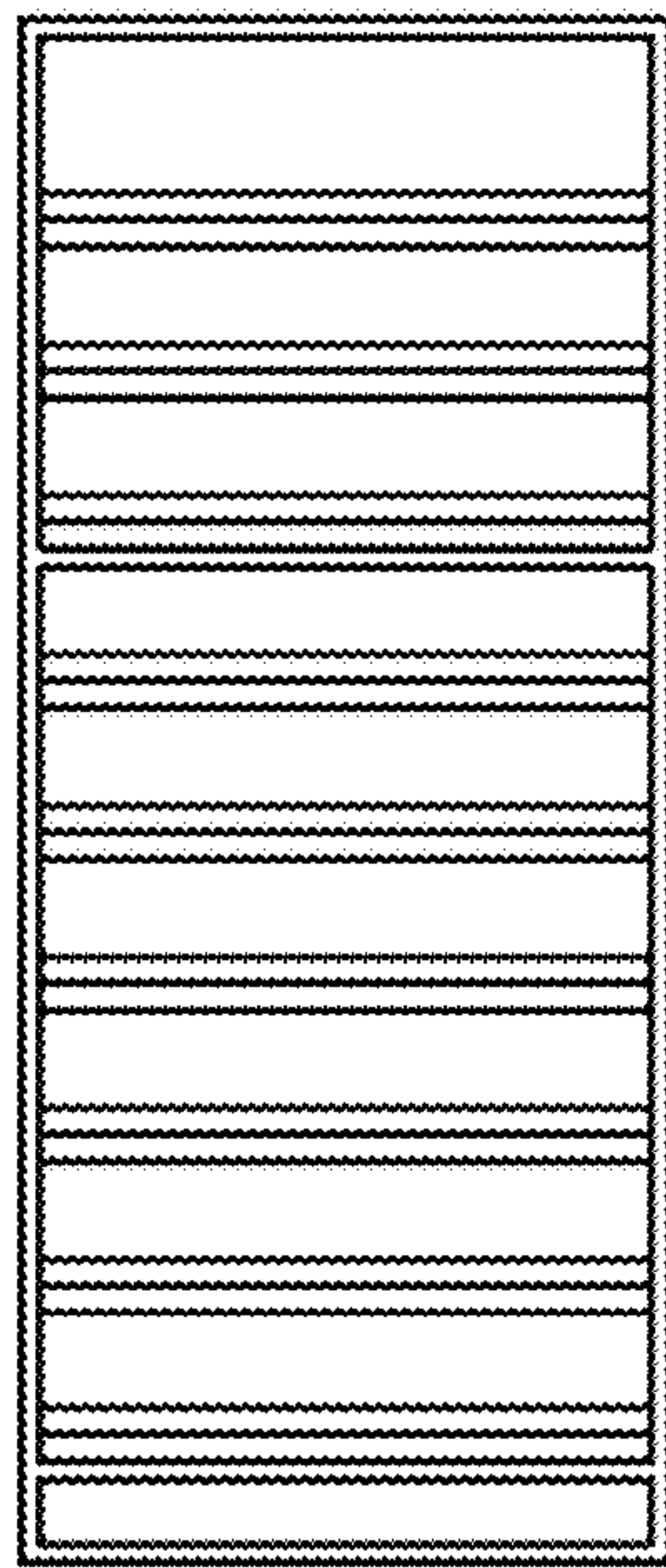


FIG. 4

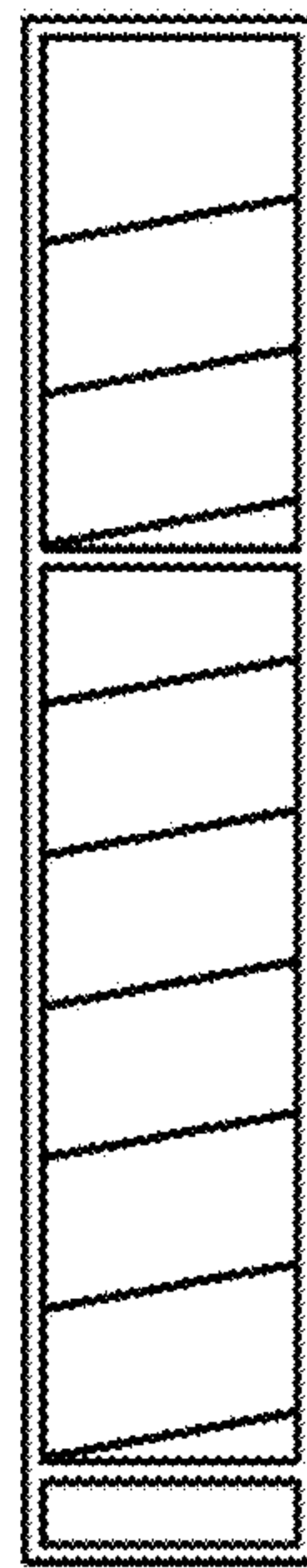


FIG. 5

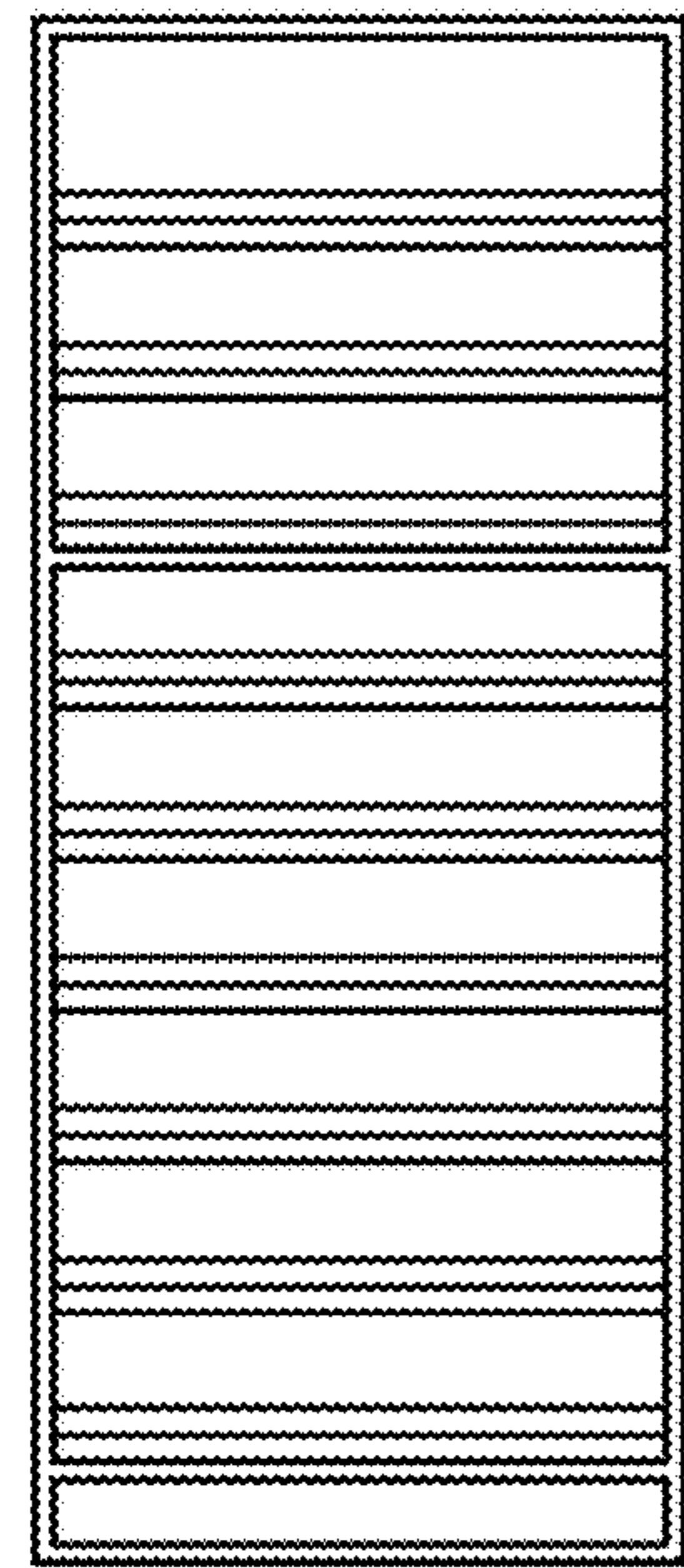


FIG. 6



FIG. 7