



US00D979297S

(12) **United States Design Patent** (10) **Patent No.:** **US D979,297 S**
Cao (45) **Date of Patent:** **** Feb. 28, 2023**

(54) **STORAGE RACK**
(71) Applicant: **Guohua Cao**, Guangdong (CN)
(72) Inventor: **Guohua Cao**, Guangdong (CN)
(**) Term: **15 Years**
(21) Appl. No.: **29/750,067**
(22) Filed: **Sep. 11, 2020**
(51) **LOC (14) Cl.** **06-06**
(52) **U.S. Cl.**
USPC **D6/675.2**
(58) **Field of Classification Search**
USPC D6/315, 329, 672, 673, 675, 675.1, 682,
D6/512
CPC A47B 47/00; A47B 47/0058; A47B 47/06;
A47F 5/00; A47F 5/0018; A47F 5/0062;
A47F 3/00
See application file for complete search history.

(56) **References Cited**
U.S. PATENT DOCUMENTS
D193,258 S * 7/1962 McPhail D20/7
D291,165 S * 8/1987 Ray D6/675.2
D383,624 S * 9/1997 Grosfillex D6/675.1
D385,132 S * 10/1997 Sagol D6/675.1
D400,739 S * 11/1998 Sheng D6/675.1
6,079,339 A * 6/2000 Houk, Jr. A47B 87/0223
211/186
D429,582 S * 8/2000 Grosfillex D6/675.1
D477,160 S * 7/2003 Grosfillex D6/675.1
D496,546 S * 9/2004 Moon D6/675.1

D496,809 S * 10/2004 Dardashti D6/675.1
D754,458 S * 4/2016 Mason D6/675.1
D860,690 S * 9/2019 Berry D6/675
D920,722 S * 6/2021 Li D6/675.1
D932,220 S * 10/2021 Liss D6/675.5
D953,783 S * 6/2022 Kulagin D6/675.1
2019/0029416 A1* 1/2019 Lu A47B 55/00
2020/0163455 A1* 5/2020 Liss A47B 47/021

OTHER PUBLICATIONS

https://www.amazon.com/gp/product/B07BYDZWBQ/ref=ox_sc_saved_image_1?smid=A1QB5UH4F073F7&th=1*

* cited by examiner

Primary Examiner — Kelley A Donnelly


(57) **CLAIM**

The ornamental design for a storage rack, as shown and described.

DESCRIPTION

FIG. 1 is a front elevational view of a storage rack showing my new design;
FIG. 2 is a rear elevational view thereof;
FIG. 3 is a left side view thereof;
FIG. 4 is a right side view thereof;
FIG. 5 is a top plan view thereof;
FIG. 6 is a bottom plan view thereof;
FIG. 7 is a perspective view thereof; and,
FIG. 8 is another perspective view thereof.
The broken lines illustrate portions of the storage rack that do not form part of the claimed design.

1 Claim, 8 Drawing Sheets






FIG. 1




FIG.2

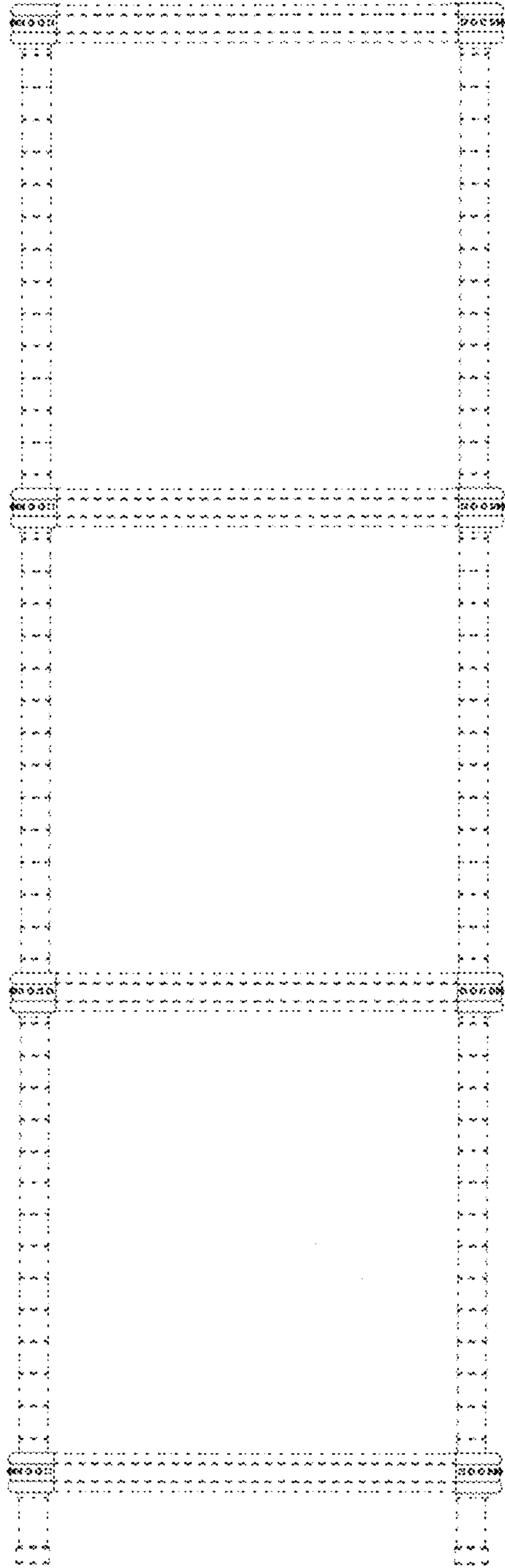


FIG.3




FIG.4




FIG. 5




FIG.6

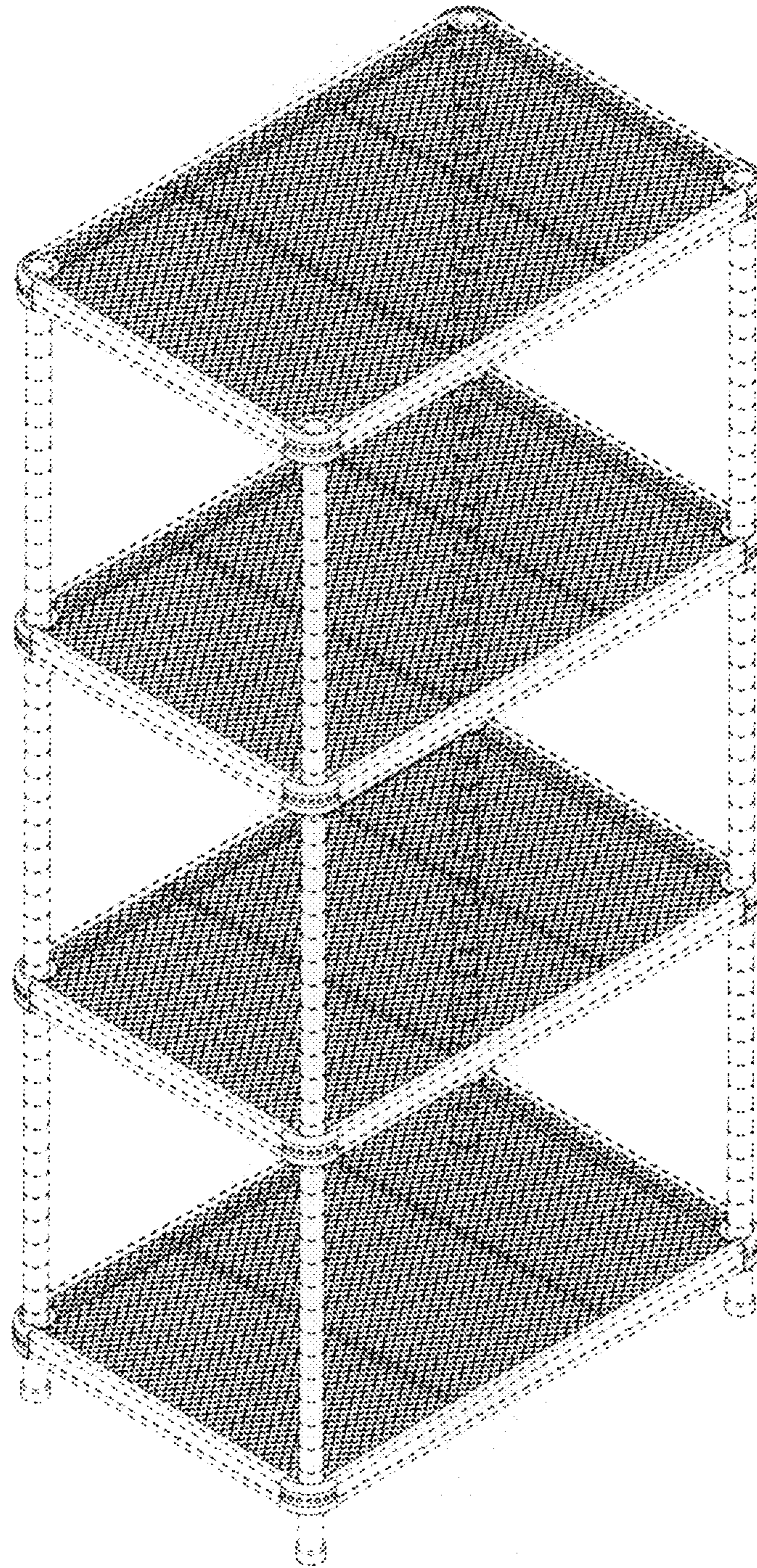


FIG.7

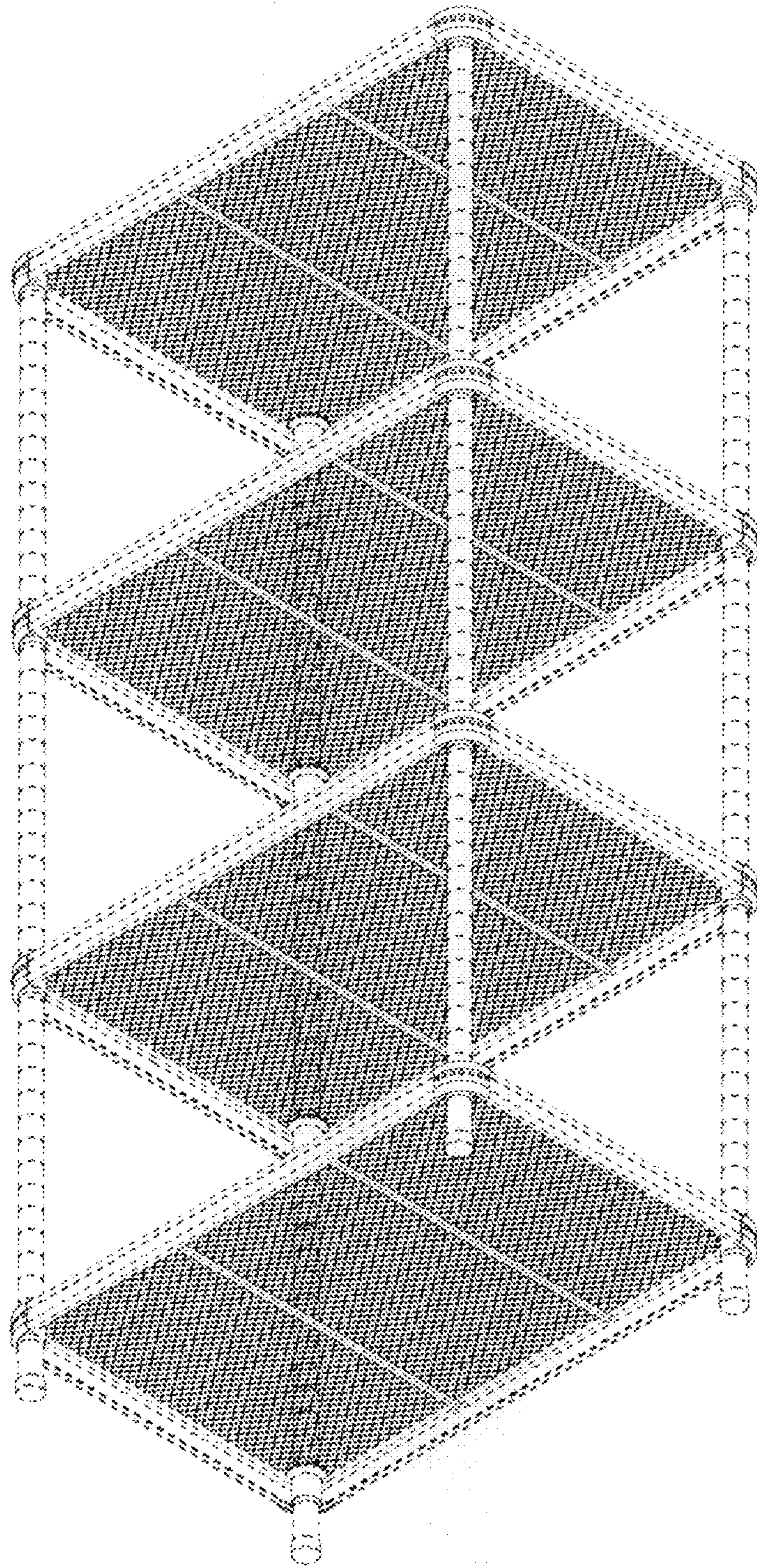


FIG.8