



US00D979287S

(12) **United States Design Patent** (10) **Patent No.:** **US D979,287 S**  
**Yang** (45) **Date of Patent:** **\*\* Feb. 28, 2023**

(54) **CUSHION**

(56) **References Cited**

(71) Applicant: **Jingang Yang**, Sichuan (CN)

(72) Inventor: **Jingang Yang**, Sichuan (CN)

(\*\*) Term: **15 Years**

(21) Appl. No.: **29/777,913**

(22) Filed: **Apr. 9, 2021**

(51) **LOC (14) Cl.** ..... **06-09**

(52) **U.S. Cl.**  
USPC ..... **D6/601**

(58) **Field of Classification Search**  
USPC ..... D6/595-601, 604, 606; D24/183, 190;  
D21/803, 809  
CPC .... A47A 20/00; A47A 20/021; A47D 15/001;  
A47D 15/008; A47G 9/00; A47G 9/10;  
A47C 7/742; A47C 7/021; A47C 27/00;  
B62J 1/26

See application file for complete search history.

U.S. PATENT DOCUMENTS

6,202,234 B1 \* 3/2001 Henderson ..... A47C 7/029  
5/653  
D844,346 S \* 4/2019 Chen ..... D6/601

\* cited by examiner

*Primary Examiner* — Cynthia Ramirez  
*Assistant Examiner* — Carrie A Matteoli

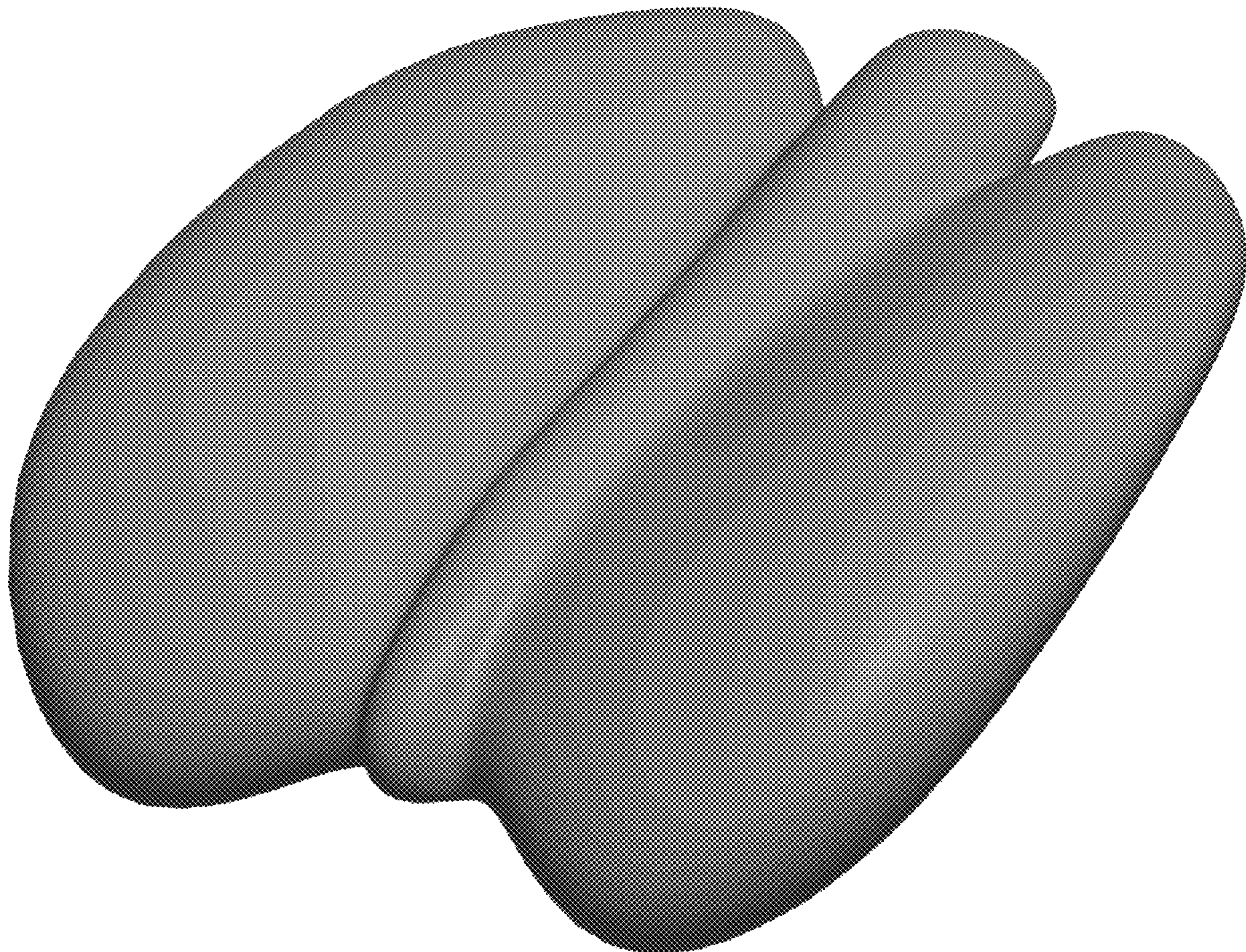
(57) **CLAIM**

The ornamental design for a cushion, as shown.

**DESCRIPTION**

FIG. 1 is a front elevational view of a cushion showing my new design;  
FIG. 2 is a rear elevational view thereof;  
FIG. 3 is a left side view thereof;  
FIG. 4 is a right side view thereof;  
FIG. 5 is a top plan view thereof;  
FIG. 6 is a bottom plan view thereof;  
FIG. 7 is a perspective view thereof; and,  
FIG. 8 is another perspective view thereof.

**1 Claim, 7 Drawing Sheets**





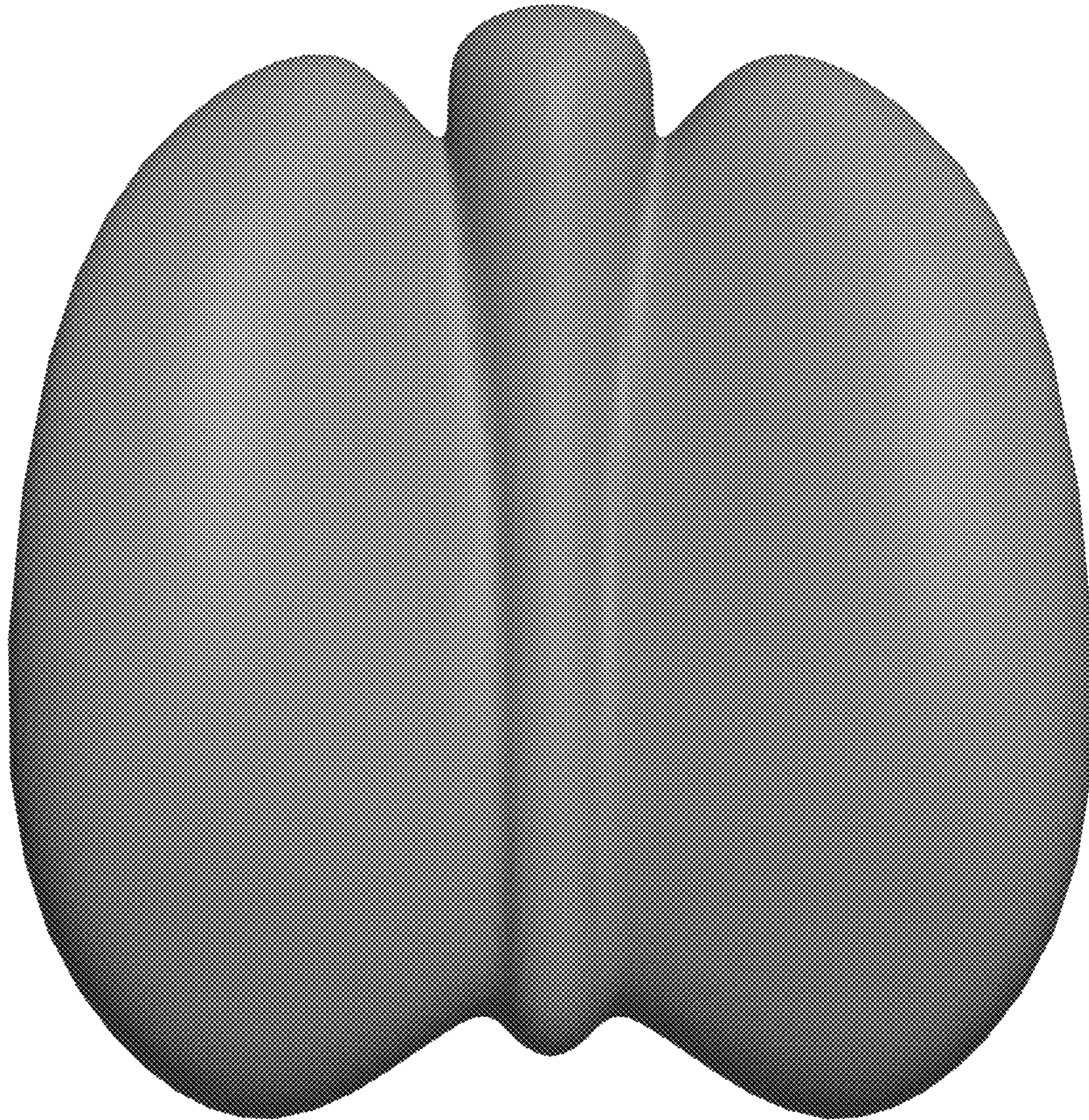


FIG. 1






FIG. 2




FIG. 3



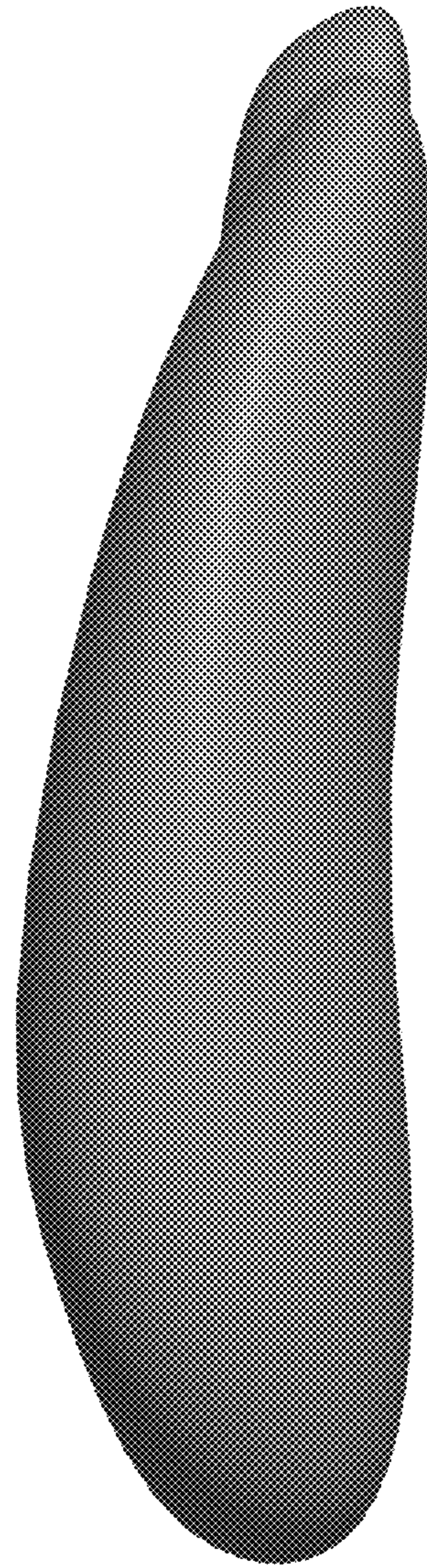


FIG. 4




FIG. 5




FIG. 6






FIG. 7



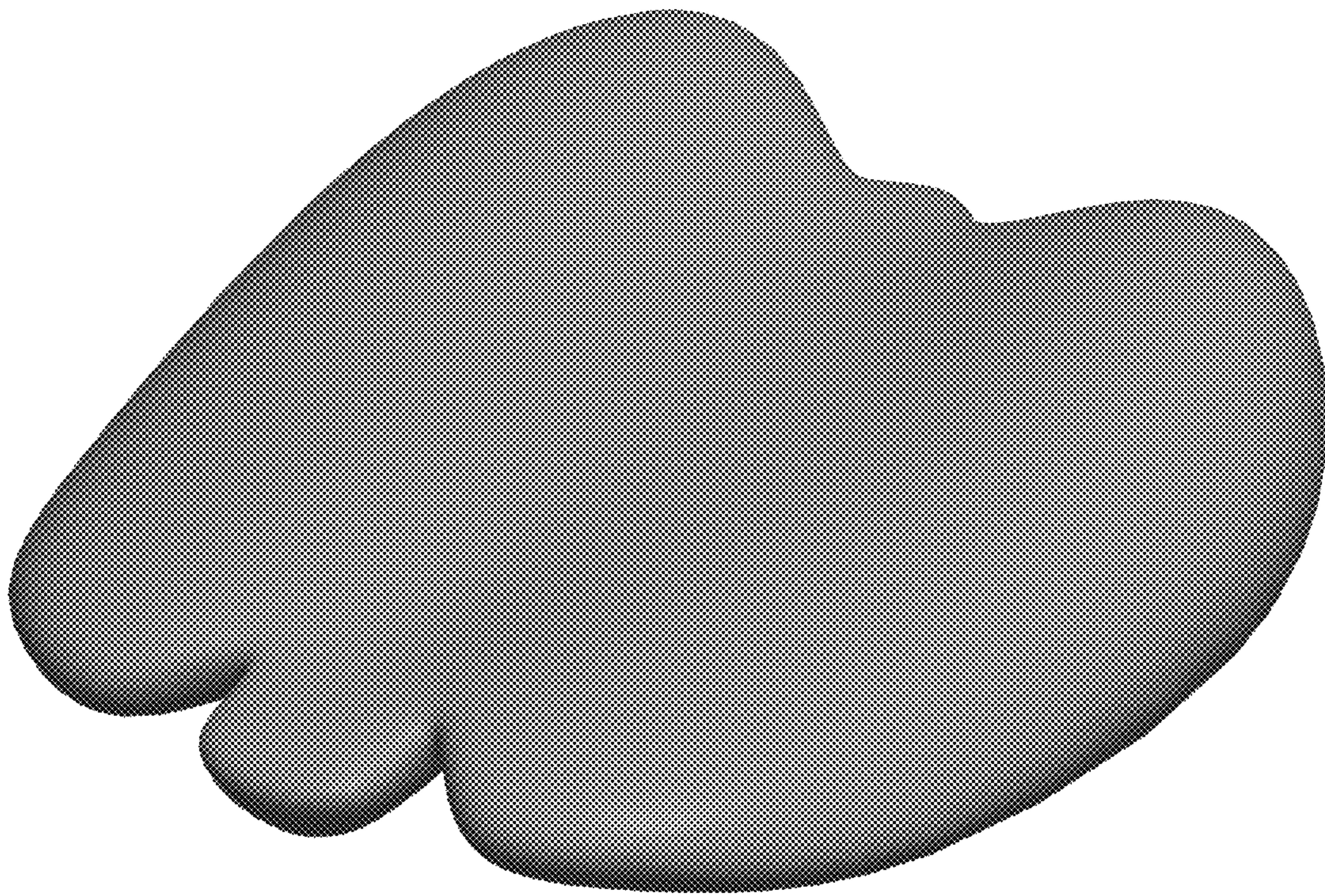


FIG. 8