



US00D979266S

(12) **United States Design Patent** (10) **Patent No.:** **US D979,266 S**  
**Sprouse, II et al.** (45) **Date of Patent:** **\*\* Feb. 28, 2023**

(54) **BICYCLE SEAT PAN**

FOREIGN PATENT DOCUMENTS

(71) Applicant: **AIRHAWK INTERNATIONAL, LLC**, Carlsbad, CA (US)

CA 2214760 7/1997  
CA 2273357 6/1998

(Continued)

(72) Inventors: **Anthony Eric Sprouse, II**, Caseyville, IL (US); **Don L. Mahoney**, Carlsbad, CA (US)

OTHER PUBLICATIONS

(73) Assignee: **Airhawk International, LLC**, Carlsbad, CA (US)

Airhawk Inflatable, available in amazon.com, date first available May 4, 2022, site visited Nov. 4, 2022, URL:https://www.amazon.com/Inflatable-Comfortable-Air-Cell-Bike-eBike-ExBike-Exercising/dp/B09ZHTHVD7/ (Year: 2022).\*

(\*\*) Term: **15 Years**

(Continued)

(21) Appl. No.: **29/760,313**

*Primary Examiner* — Mary Ann Calabrese

(22) Filed: **Dec. 1, 2020**

*Assistant Examiner* — Mark David Wolfley

(51) **LOC (14) Cl.** ..... **06-01**

(74) *Attorney, Agent, or Firm* — Roeder & Broder LLP; James P. Broder

(52) **U.S. Cl.**

USPC ..... **D6/354**

(58) **Field of Classification Search**

USPC ..... D6/354, 355, 595, 601, 604, 611; D12/114, 119

CPC ..... B62J 1/00-007; B62J 1/08; B62J 1/18-26

See application file for complete search history.

(57) **CLAIM**

The ornamental design for a bicycle seat pan, as shown and described.

(56) **References Cited**

**DESCRIPTION**

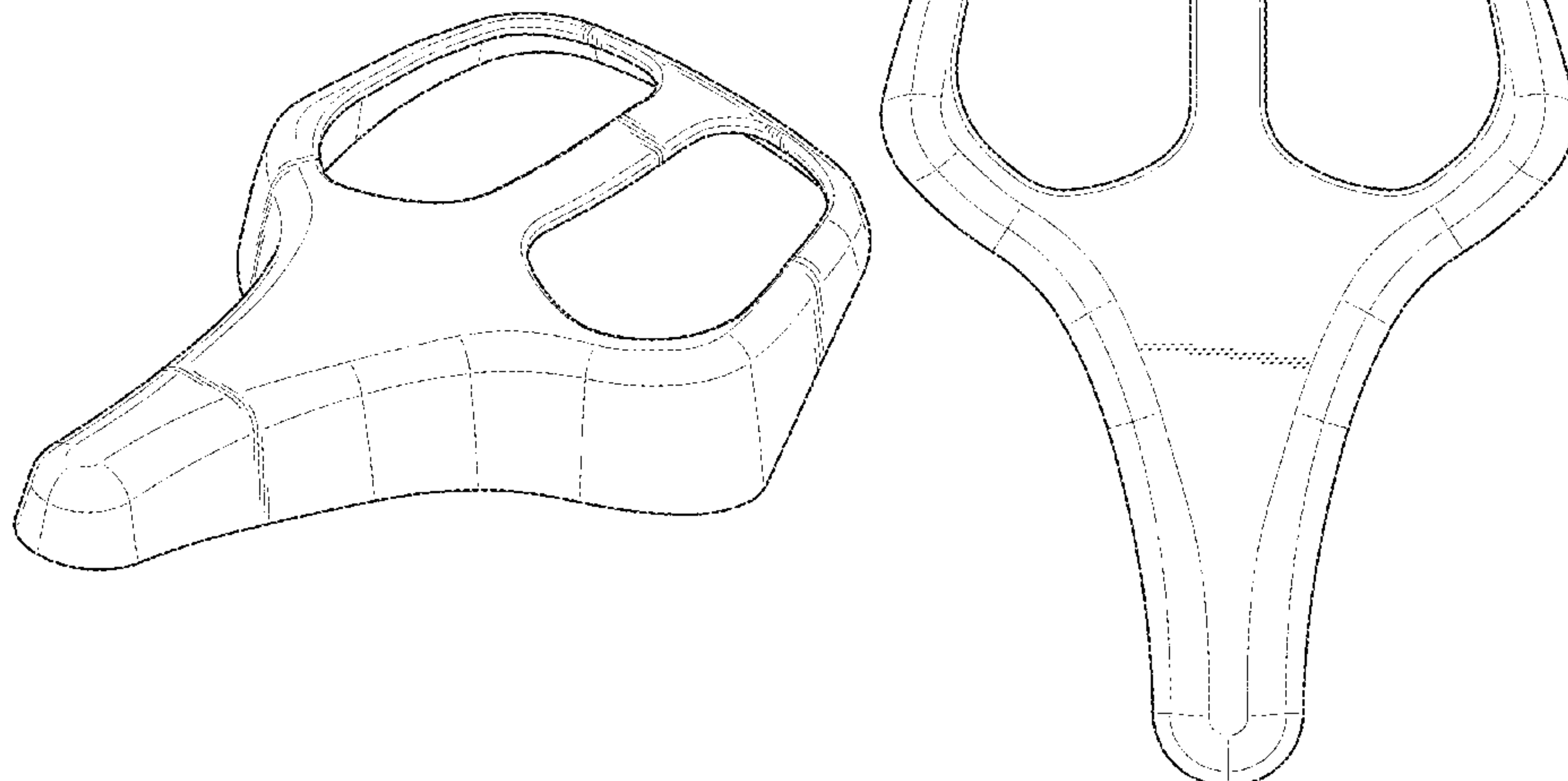
U.S. PATENT DOCUMENTS

594,451 A	11/1897	Wheeler
2,332,847 A	10/1943	Franke
4,012,072 A	3/1977	Hansen
4,451,083 A	5/1984	Marchello
4,779,924 A	10/1988	Rudel
5,108,076 A	4/1992	Chiarella
5,165,752 A	11/1992	Terry
5,244,251 A	9/1993	Bourla
5,286,082 A	2/1994	Hanson
5,348,369 A	9/1994	Yu
5,353,734 A	10/1994	Tani
5,356,205 A	10/1994	Calvert
5,419,612 A	5/1995	Rassekhi
5,461,741 A	10/1995	Graebe

(Continued)

FIG. 1 is a top perspective view of a bicycle seat pan; FIG. 2 is a bottom perspective view of the bicycle seat pan illustrated in FIG. 1; FIG. 3 is a top view of the bicycle seat pan illustrated in FIG. 1; FIG. 4 is a bottom view of the bicycle seat pan illustrated in FIG. 1; FIG. 5 is a right side elevation view of the bicycle seat pan illustrated in FIG. 1; FIG. 6 is a rear view of the bicycle seat pan illustrated in FIG. 1; and, FIG. 7 is a front view of the bicycle seat pan illustrated in FIG. 1.

**1 Claim, 5 Drawing Sheets**



(56)

References Cited

U.S. PATENT DOCUMENTS

5,658,050 A 8/1997 Lorbiecki  
 D384,828 S \* 10/1997 Mel ..... D6/354  
 5,711,573 A 1/1998 Daniels et al.  
 5,738,406 A 4/1998 Deus  
 5,769,488 A 6/1998 Daniels et al.  
 5,904,396 A 5/1999 Yates  
 5,975,629 A 11/1999 Lorbiecki  
 6,007,149 A 12/1999 Yates  
 6,022,073 A 2/2000 Yates  
 6,027,166 A 2/2000 Yates  
 D428,270 S \* 7/2000 Bigolin ..... D6/354  
 6,106,059 A 8/2000 Minkow  
 D430,413 S \* 9/2000 Minkow ..... B62J 1/00  
 D430,744 S \* 9/2000 Minkow ..... D6/354  
 6,135,550 A 10/2000 Tucho  
 6,136,426 A 10/2000 Bigolin  
 6,231,122 B1 5/2001 Goldstein  
 6,257,662 B1 7/2001 Yates  
 6,345,865 B1 2/2002 Ashida et al.  
 D461,063 S \* 8/2002 Yu ..... D30/138  
 6,450,572 B1 9/2002 Kuipers  
 6,598,251 B2 7/2003 Habboub et al.  
 6,860,551 B1 3/2005 Chi  
 6,860,552 B1 3/2005 Bigolin  
 6,886,887 B2 5/2005 Yu  
 6,942,291 B2 9/2005 Yu  
 7,055,900 B2 6/2006 Losio  
 7,121,622 B1 10/2006 Mendez  
 7,350,251 B2 4/2008 Fraser et al.  
 D590,160 S \* 4/2009 Hung ..... B62J 1/00  
 D6/354  
 7,604,292 B1 10/2009 Reading  
 7,628,451 B2 12/2009 Chuang  
 7,648,198 B1 1/2010 Matsler  
 7,661,757 B2 2/2010 Chuang  
 7,681,265 B2 3/2010 Fraser

7,699,392 B2 4/2010 Chuang  
 8,047,604 B2 11/2011 Chuang  
 D673,785 S 1/2013 Sprouse, II  
 8,973,986 B1 3/2015 Marceleno  
 9,132,874 B2 9/2015 Sam  
 D760,507 S \* 7/2016 Marcel ..... D6/354  
 D778,079 S \* 2/2017 Porter ..... D6/354  
 9,878,755 B2 1/2018 Rouland et al.  
 D846,896 S \* 4/2019 Hain ..... B62J 1/00  
 D6/354  
 D846,898 S \* 4/2019 Kenney ..... B62J 1/00  
 D6/354  
 2003/0041379 A1 3/2003 Habboub et al.  
 2003/0205920 A1 11/2003 Sprouse, II et al.  
 2004/0183343 A1 9/2004 Probst  
 2005/0121953 A1 6/2005 Sprouse, II  
 2008/0196166 A1 8/2008 Fraser  
 2012/0292958 A1 11/2012 Sprouse, II  
 2015/0175229 A1 6/2015 Chiba  
 2015/0183476 A1 7/2015 Chiba  
 2018/0290703 A1 \* 10/2018 Li ..... B62J 1/002  
 2022/0153372 A1 \* 5/2022 Drew ..... B62J 1/002

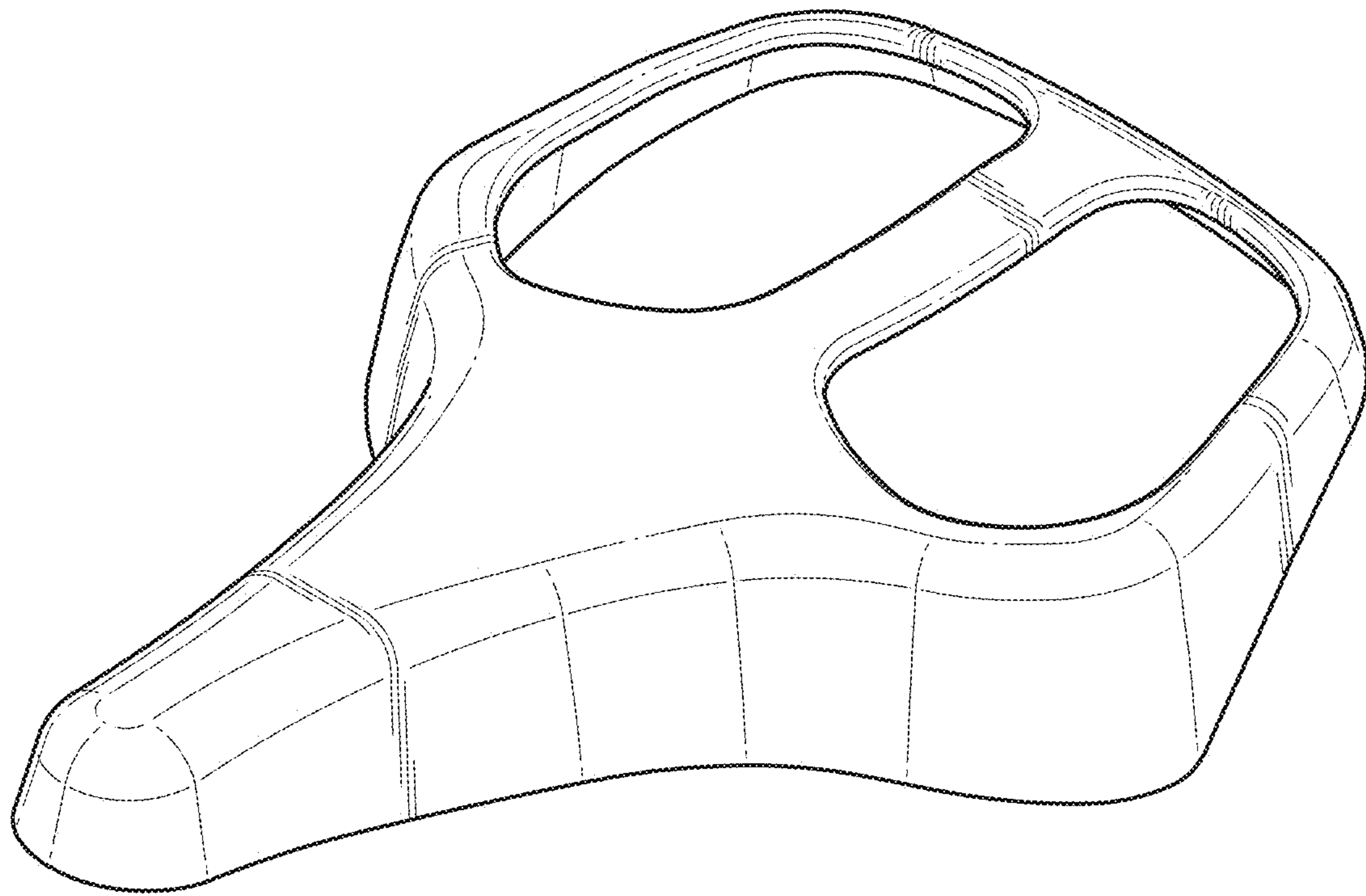
FOREIGN PATENT DOCUMENTS

JP 61-75756 5/1986  
 JP 4-93284 8/1992  
 JP H06344964 A 12/1994  
 JP A2003054459 A 2/2003  
 WO WO94/08839 A1 4/1994  
 WO 9829010 A1 7/1998  
 WO 2009124105 A2 10/2009

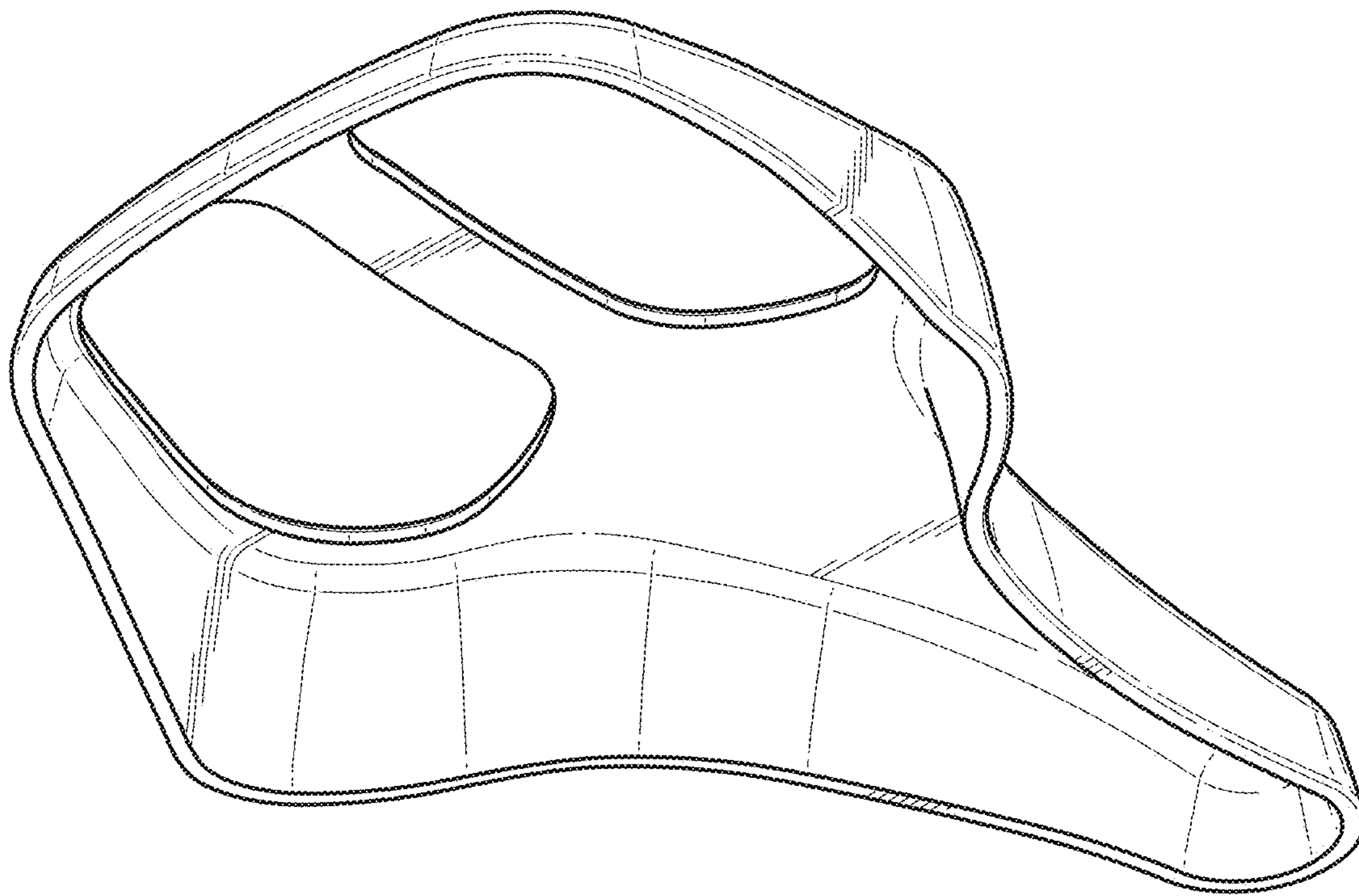
OTHER PUBLICATIONS

Extended Supplementary European Search Report, European Patent Application Serial No. EP 13 86 9329.6, dated Mar. 28, 2017.

\* cited by examiner

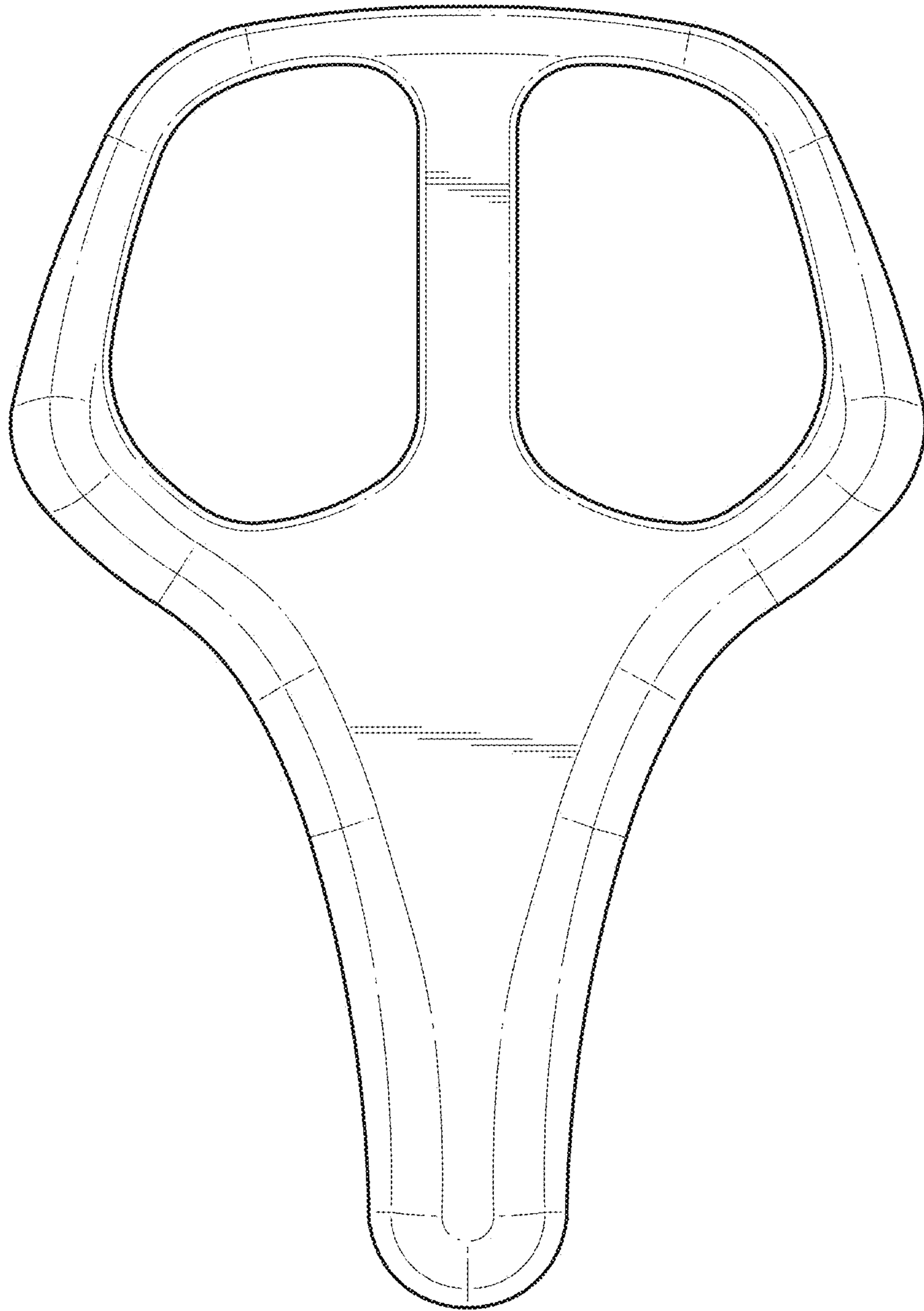


**FIG. 1**

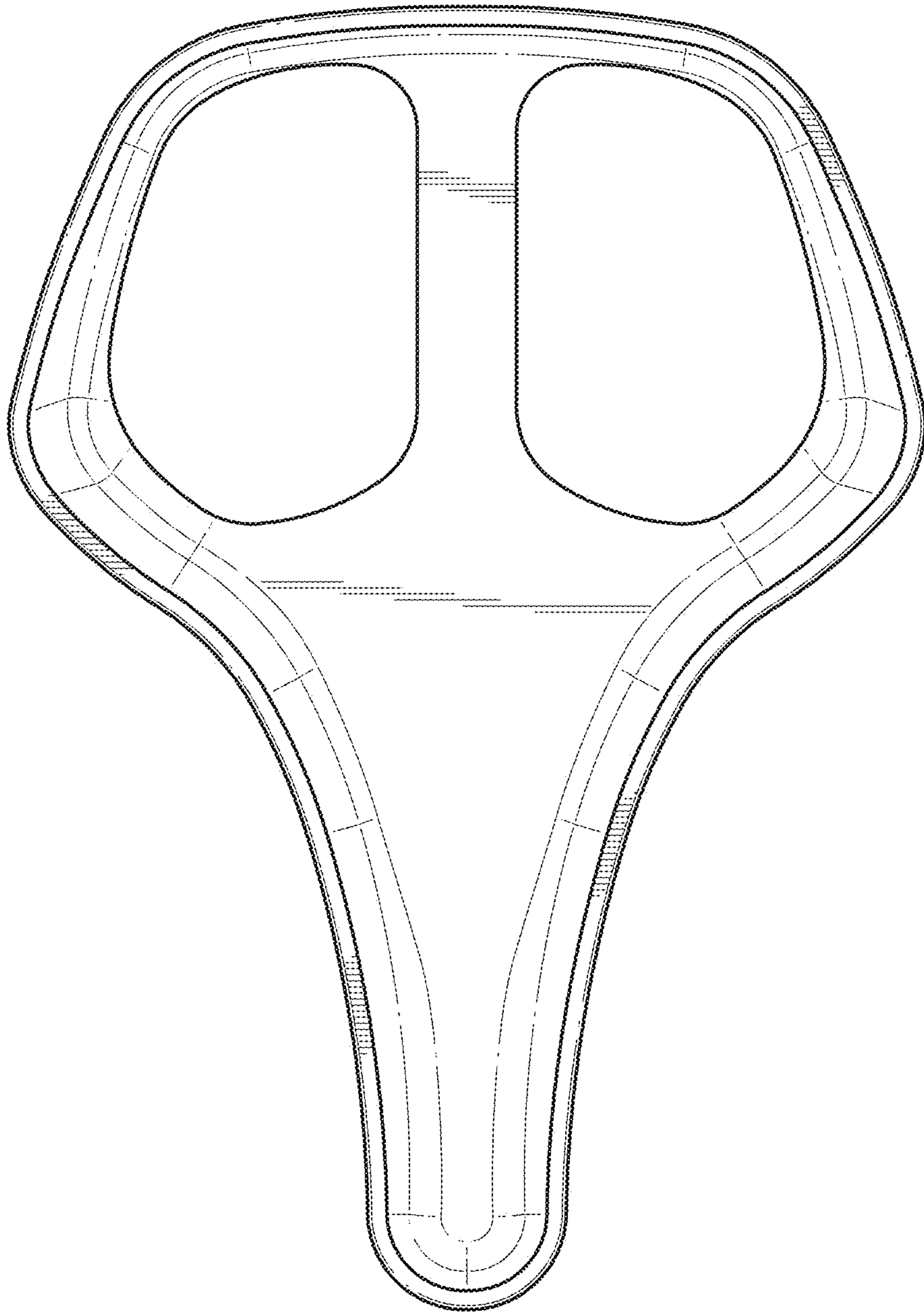


**FIG. 2**

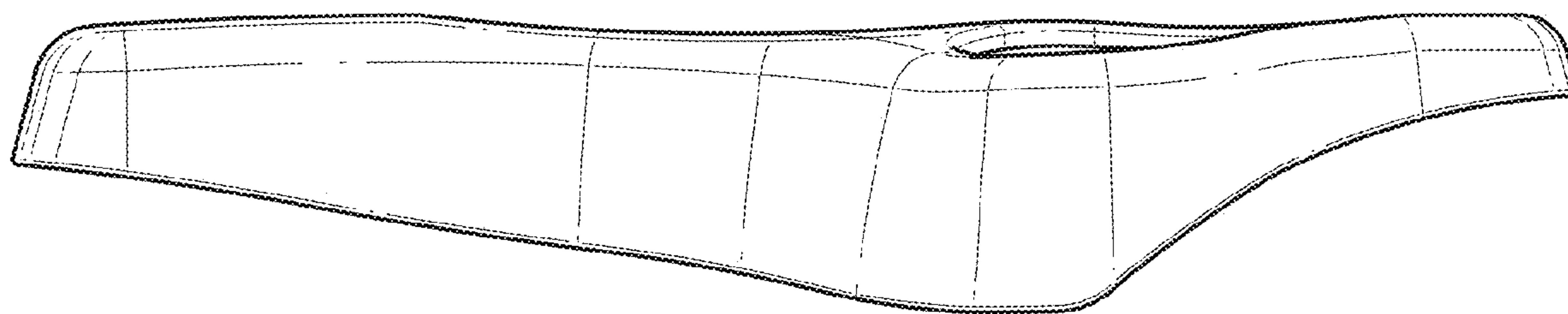




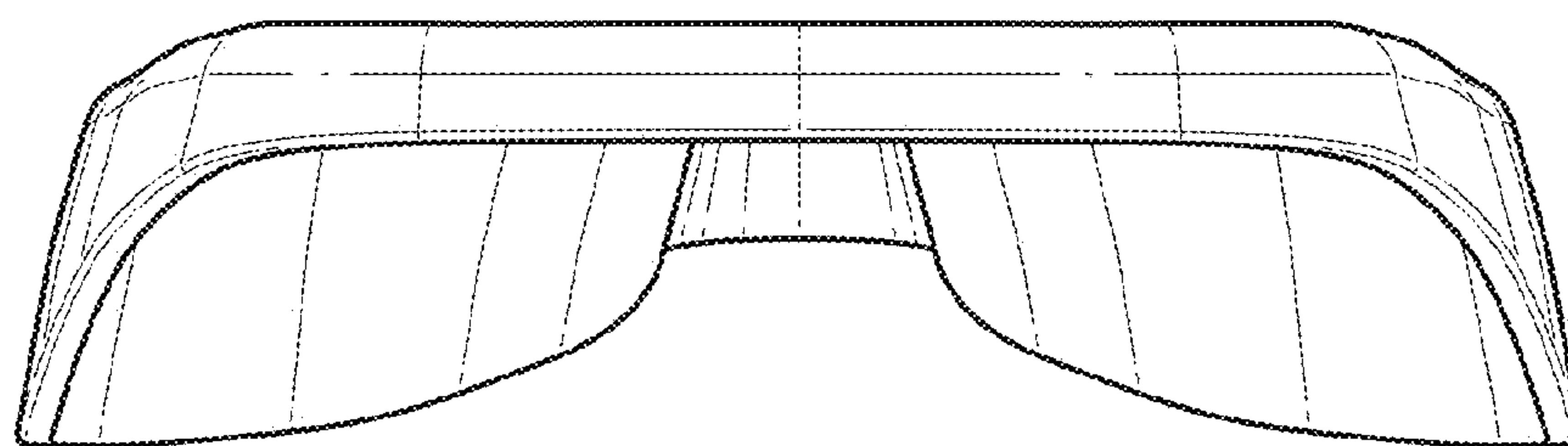
**FIG. 3**



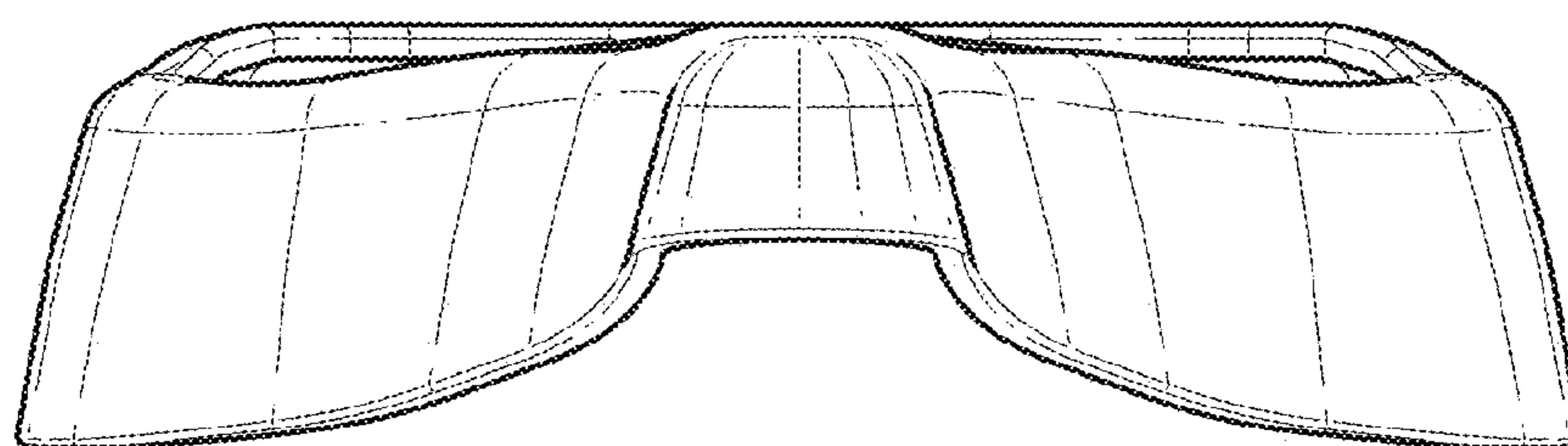
**FIG. 4**



**FIG. 5**



**FIG. 6**



**FIG. 7**