



US00D979249S

(12) **United States Design Patent**
Tang

(10) **Patent No.:** **US D979,249 S**

(45) **Date of Patent:** **** Feb. 28, 2023**

- (54) **TOOTHBRUSH HEAD**
- (71) Applicant: **Fanwei Tang**, Shimen (CN)
- (72) Inventor: **Fanwei Tang**, Shimen (CN)
- (**) Term: **15 Years**
- (21) Appl. No.: **29/790,845**
- (22) Filed: **Dec. 17, 2021**
- (51) **LOC (14) Cl.** **28-03**
- (52) **U.S. Cl.**
USPC **D4/101**
- (58) **Field of Classification Search**
USPC D4/101, 104, 105, 106, 107, 108, 109,
D4/110, 111, 112, 113
CPC A46B 9/04; A46B 2200/1066
See application file for complete search history.

- 2009/0007357 A1* 1/2009 Meadows A46B 9/06
15/167.1
- 2014/0325778 A1* 11/2014 Chang A46D 1/0276
15/167.1
- 2019/0274417 A1* 9/2019 Hachisuka A46B 3/02
- 2020/0121069 A1* 4/2020 Jungnickel A46B 9/025
- 2021/0251376 A1* 8/2021 Bato A46B 15/0081
- 2022/0061513 A1* 3/2022 Jungnickel A61C 17/222

FOREIGN PATENT DOCUMENTS

- CN 305101052 * 4/2019
- CN 305410749 * 11/2019

* cited by examiner

Primary Examiner — Karen E Eldridge Powers
(74) *Attorney, Agent, or Firm* — Rumit Ranjit Kanakia

(57) **CLAIM**

The ornamental design for a toothbrush head, as shown and described.

DESCRIPTION

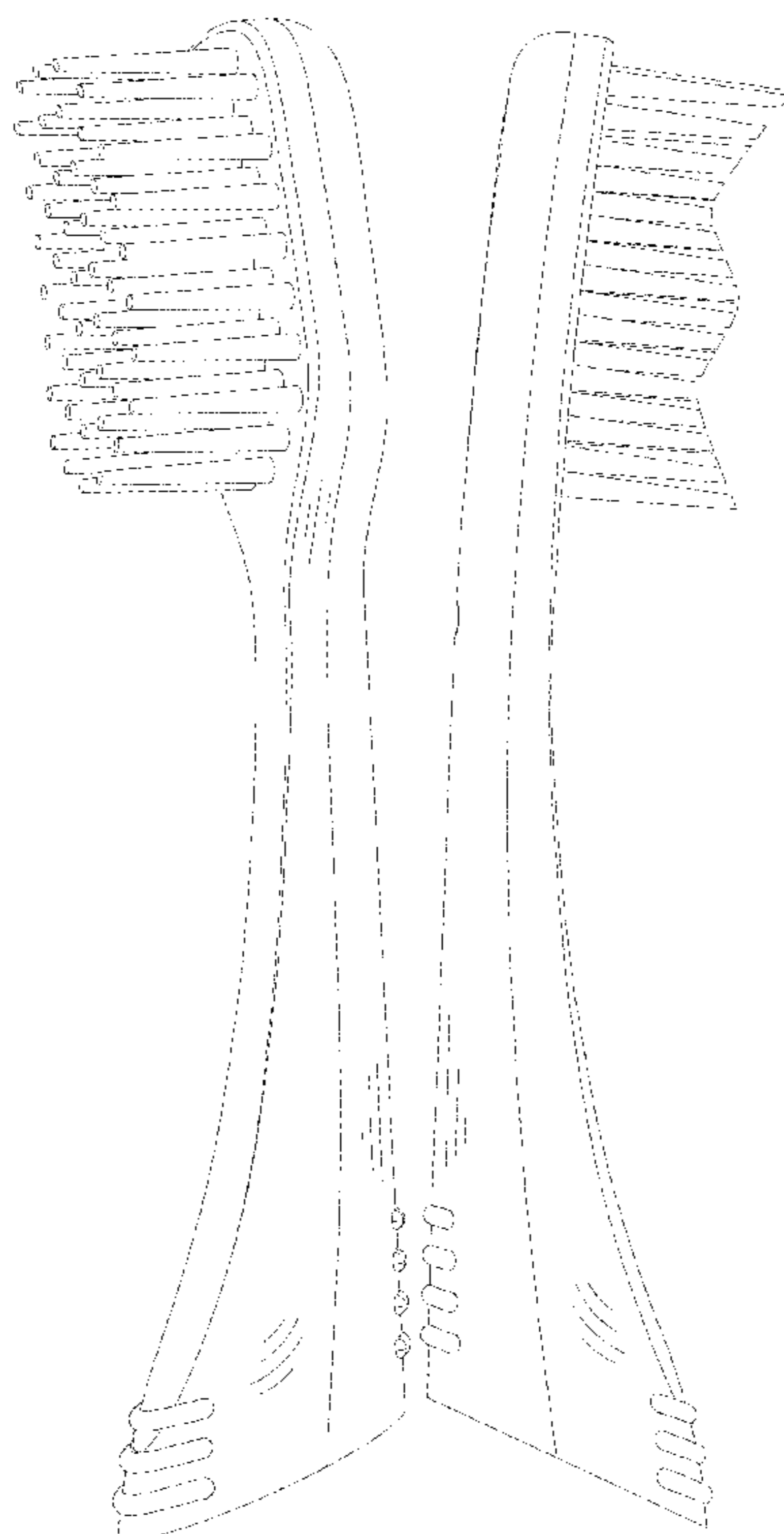
FIG. 1 is a front and right side perspective view of a toothbrush head showing my new design; FIG. 2 is a front elevational view thereof; FIG. 3 is a rear elevational view thereof; FIG. 4 is a left side elevational view thereof; FIG. 5 is a right side elevational view thereof; FIG. 6 is a top plan view thereof; and, FIG. 7 is a bottom plan view thereof. The broken lines shown in the drawings depict the environmental structure of the toothbrush head and form no part of the claimed design.

(56) **References Cited**

U.S. PATENT DOCUMENTS

- D258,143 S * 2/1981 Flick D24/152
- D302,492 S * 8/1989 Ambasz D4/104
- D310,307 S * 9/1990 Moglianesi D4/104
- D339,692 S * 9/1993 Schneider D4/104
- D453,269 S * 2/2002 Wong D4/104
- D756,121 S * 5/2016 Gruber D4/136
- D877,519 S * 3/2020 Xi D4/110
- D881,581 S * 4/2020 Smigel D4/101
- D891,114 S * 7/2020 Kuang D4/101
- D932,193 S 10/2021 Salisbury et al.
- D935,194 S 11/2021 Yang
- D939,216 S 12/2021 Liu
- 2006/0052806 A1* 3/2006 Xi A46B 15/0002
606/161

1 Claim, 7 Drawing Sheets



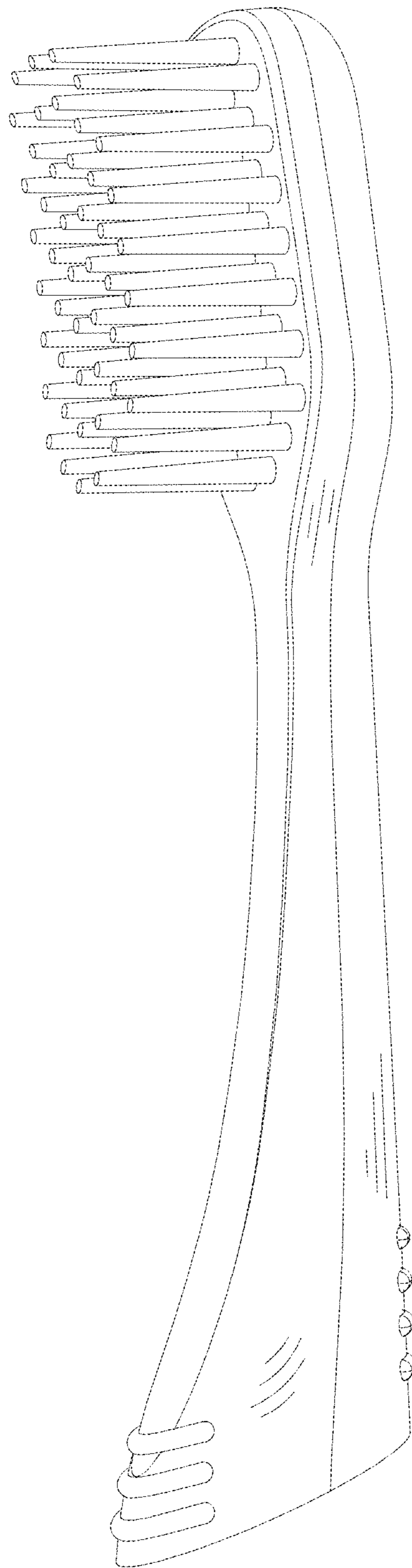


FIG. 1

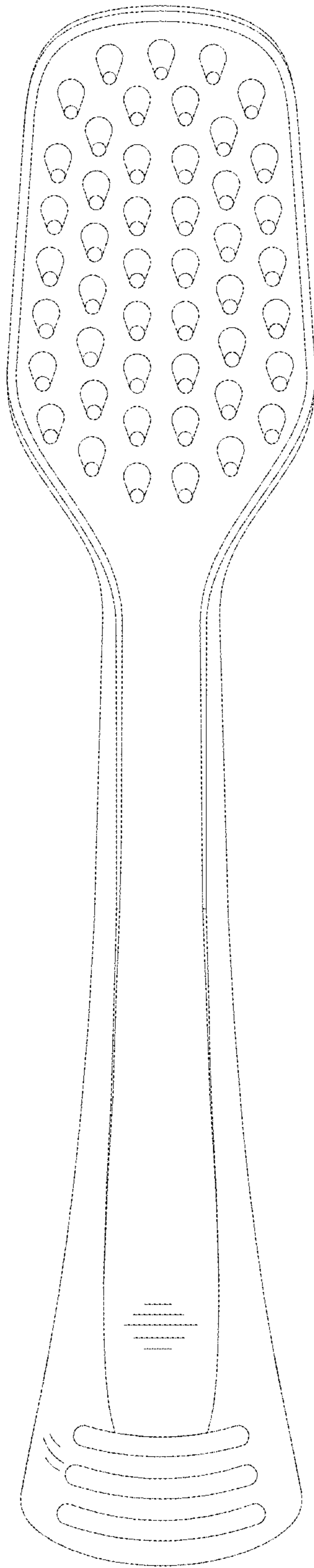


FIG. 2

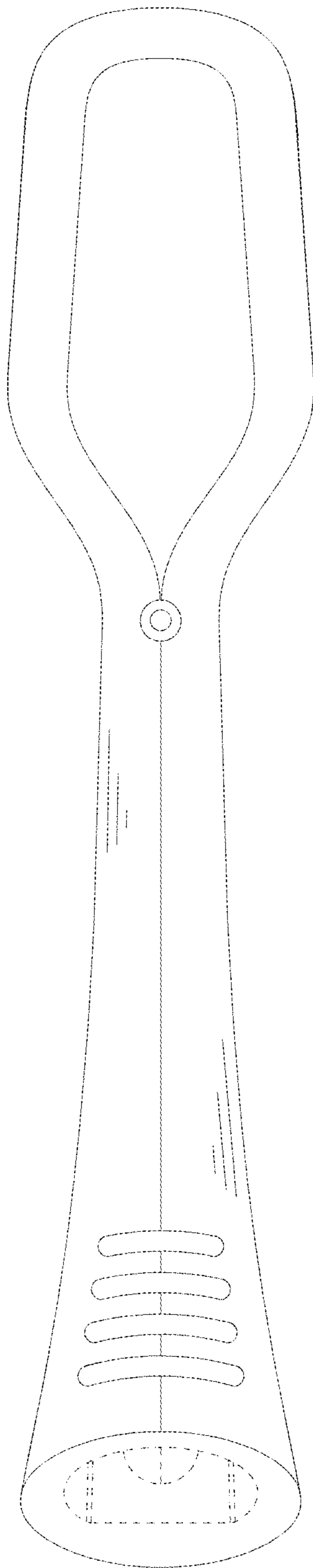


FIG. 3

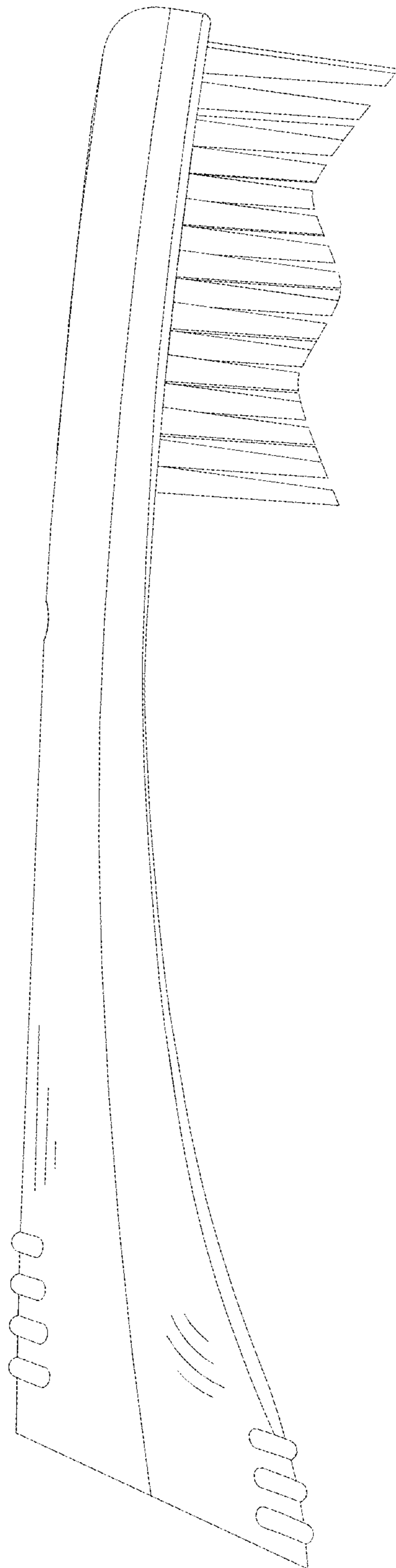


FIG. 4




FIG. 5

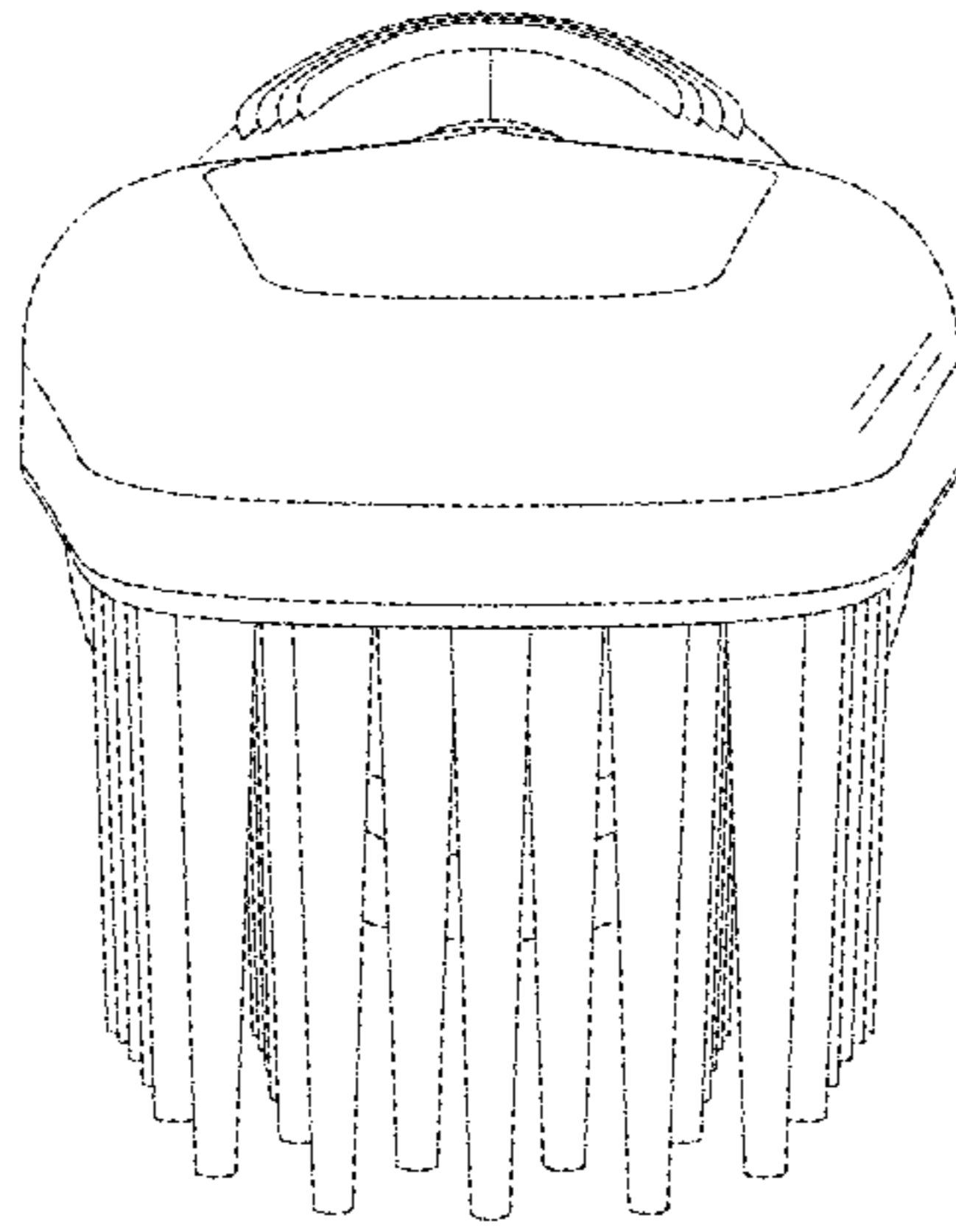


FIG. 6

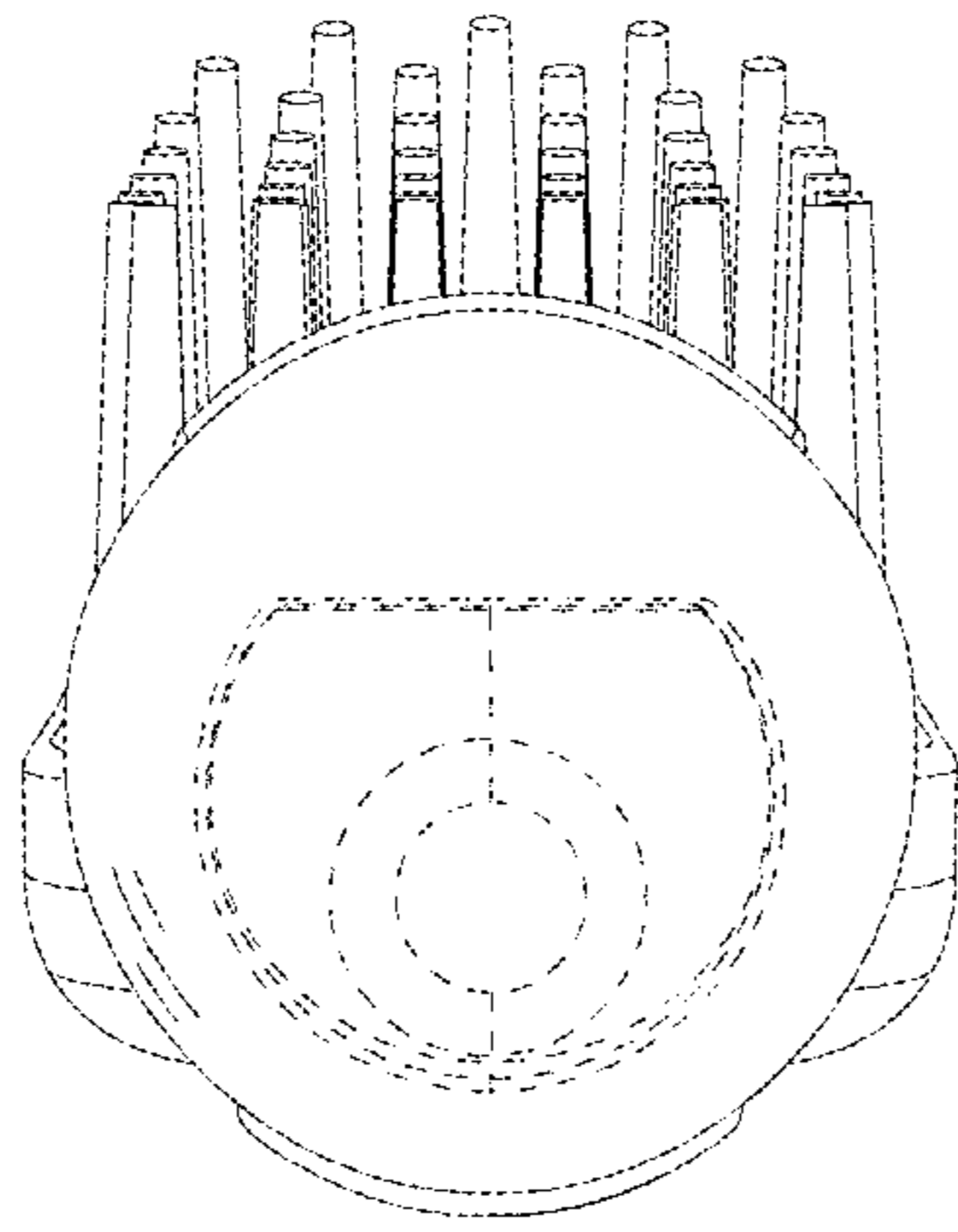


FIG. 7