



US00D979224S

(12) **United States Design Patent** (10) **Patent No.:** **US D979,224 S**
Kwok et al. (45) **Date of Patent:** **** Feb. 28, 2023**

(54) **MUSICAL INSTRUMENT SLING**

FOREIGN PATENT DOCUMENTS

(71) Applicant: **Win-D-Fender, LLC**, Grapevine, TX (US)

KR 300663994.0000 * 10/2012

(72) Inventors: **Clem Kwok**, Fort Worth, TX (US);
Nathan Mark Dooly, Grapevine, TX (US)

OTHER PUBLICATIONS

Facebook user "Win-D-Fender LLC", photo posted Sep. 1, 2021, facebook.com [online], [site visited Jun. 28, 2022], Available at URL: <https://www.facebook.com/lettheflutesbeheard/photos/3109607965935373> (Year: 2021).*

(73) Assignee: **Win-D-Fender, LLC**, Grapevine, TX (US)

(Continued)

(**) Term: **15 Years**

Primary Examiner — Michelle E. Wilson

Assistant Examiner — Caitlin A Lavery

(21) Appl. No.: **29/770,188**

(74) *Attorney, Agent, or Firm* — Yee & Associates, P.C.

(22) Filed: **Feb. 10, 2021**

(51) **LOC (14) Cl.** **03-01**

(52) **U.S. Cl.**

USPC **D3/204**

(58) **Field of Classification Search**

USPC D3/204, 215–217, 220, 303

CPC A45F 3/04; A45F 3/047; A45F 5/00; A45F

5/021; A45F 2200/0566; A45F 2200/055;

A45C 3/00; A45C 3/001; A45C 5/06;

A45C 11/00; A45C 11/24; A45C 11/36

See application file for complete search history.

(57) **CLAIM**

The ornamental design for a musical instrument sling, as shown and described.

DESCRIPTION

FIG. 1 is a front perspective view of the musical instrument sling;

FIG. 2 is a front view of the musical instrument sling;

FIG. 3 is a rear view of the musical instrument sling;

FIG. 4 is a right side view of the musical instrument sling;

FIG. 5 is a left side view of the musical instrument sling;

FIG. 6 is a top side view of the musical instrument sling;

FIG. 7 is a bottom side view of the musical instrument sling;

and,

FIG. 8 is a front perspective environmental view of the musical instrument sling.

The broken lines in FIG. 8 illustrating a user and an instrument show environment and form no part of the claimed design. The broken lines illustrating buckle and strap features show portions of the article that form no part of the claimed design. The remaining broken lines represent stitching and form no part of the claimed design.

(56) **References Cited**

U.S. PATENT DOCUMENTS

D292,347 S * 10/1987 Scott-Smith D12/416

D333,040 S * 2/1993 Dancyger D3/228

D371,675 S * 7/1996 Carter D3/215

D455,257 S * 4/2002 Buthion D3/220

D463,664 S * 10/2002 Borsuk D3/299

7,681,855 B1 * 3/2010 Cashman G10G 7/00

224/625

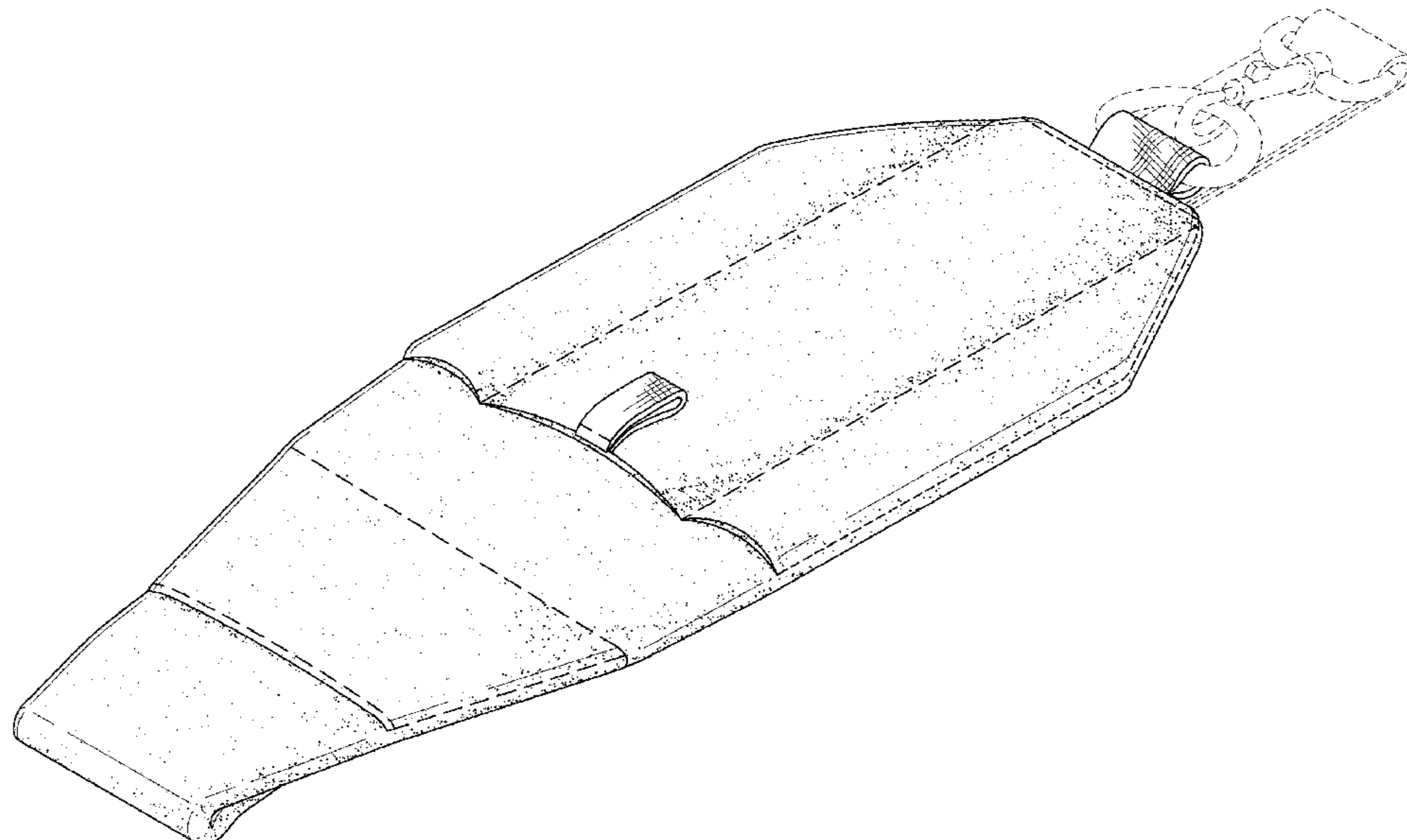
D677,252 S * 3/2013 Baum D14/253

D855,323 S * 8/2019 Kennelly D3/299

D896,503 S * 9/2020 Spinelli D3/215

(Continued)

1 Claim, 4 Drawing Sheets



(56)

References Cited

U.S. PATENT DOCUMENTS

D936,959 S * 11/2021 Chang D3/201

OTHER PUBLICATIONS

162-MSK Gard Flute & Piccolo Combination Gig Bag, unknown first available date, gardbags.com [online], [site visited Jun. 28, 2022], Available at URL: <https://www.gardbags.com/en/woodwind/flutes/standard/162-msk-gard-flute-piccolo-combination-gig-bag-synthetic-with-leather-trim> (Year: 2022).*

* cited by examiner

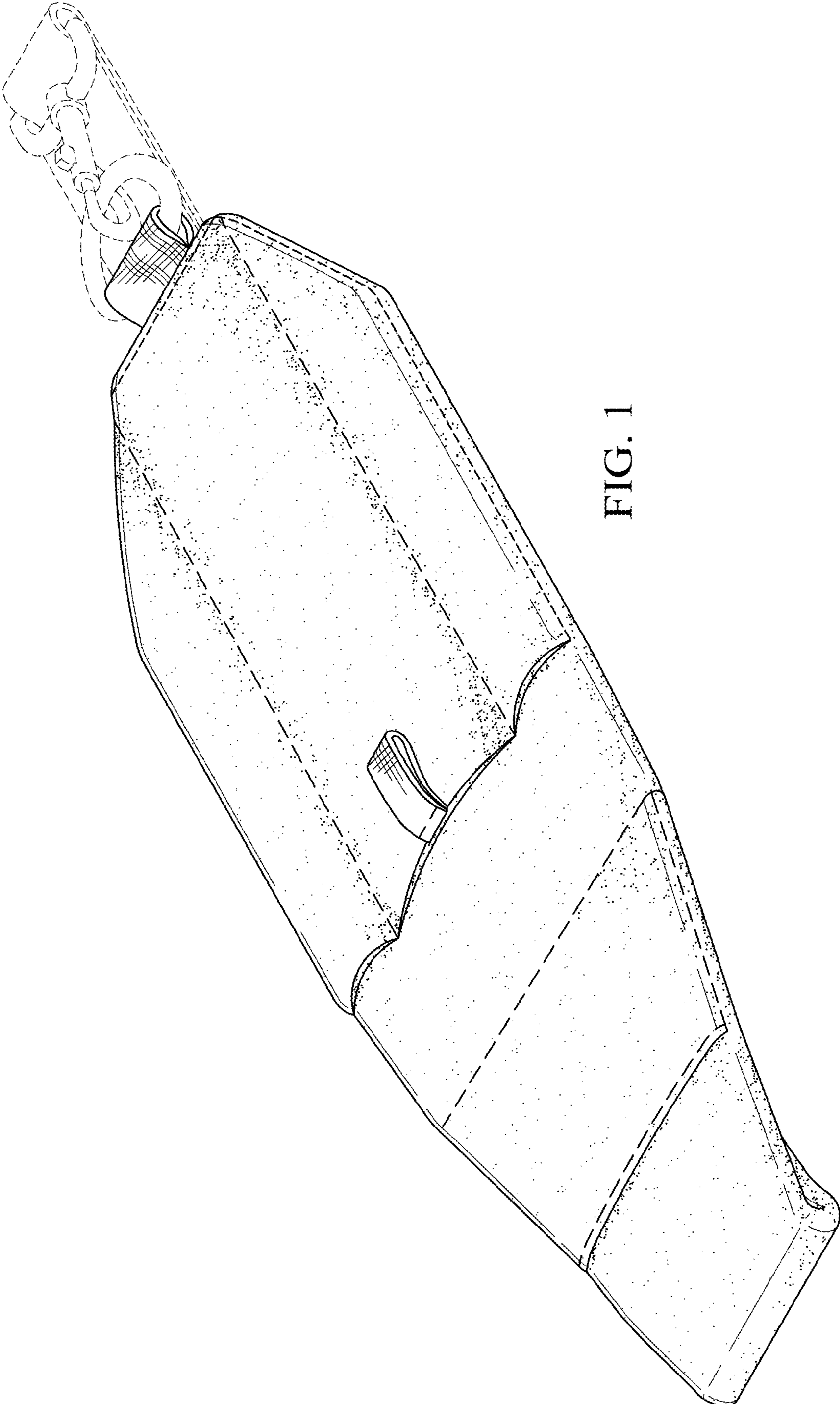


FIG. 1

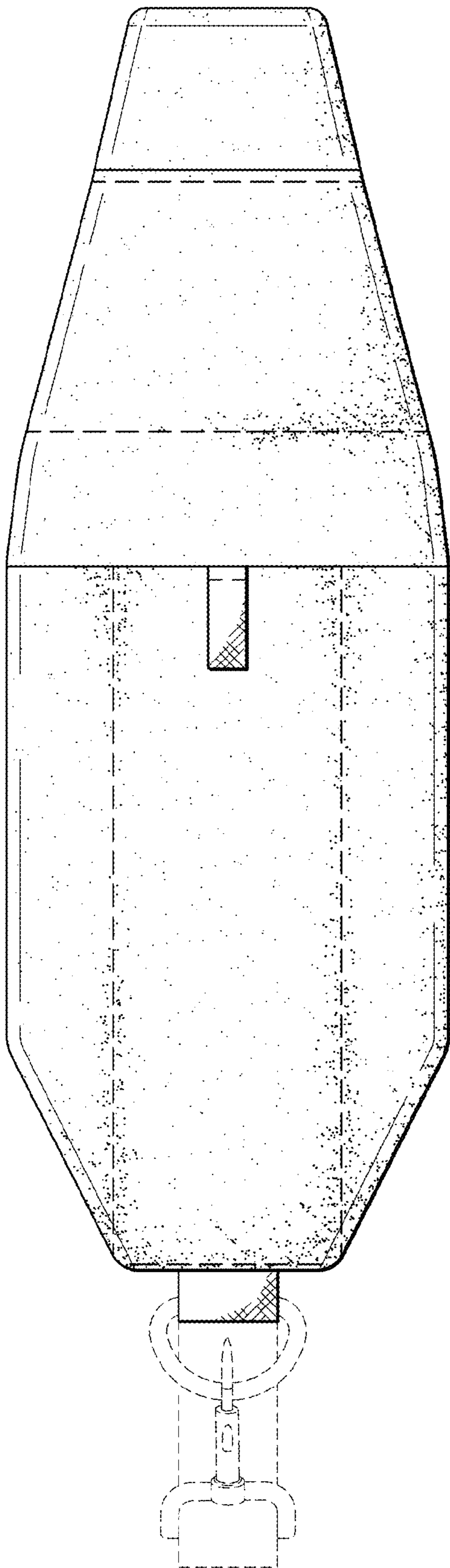


FIG. 2

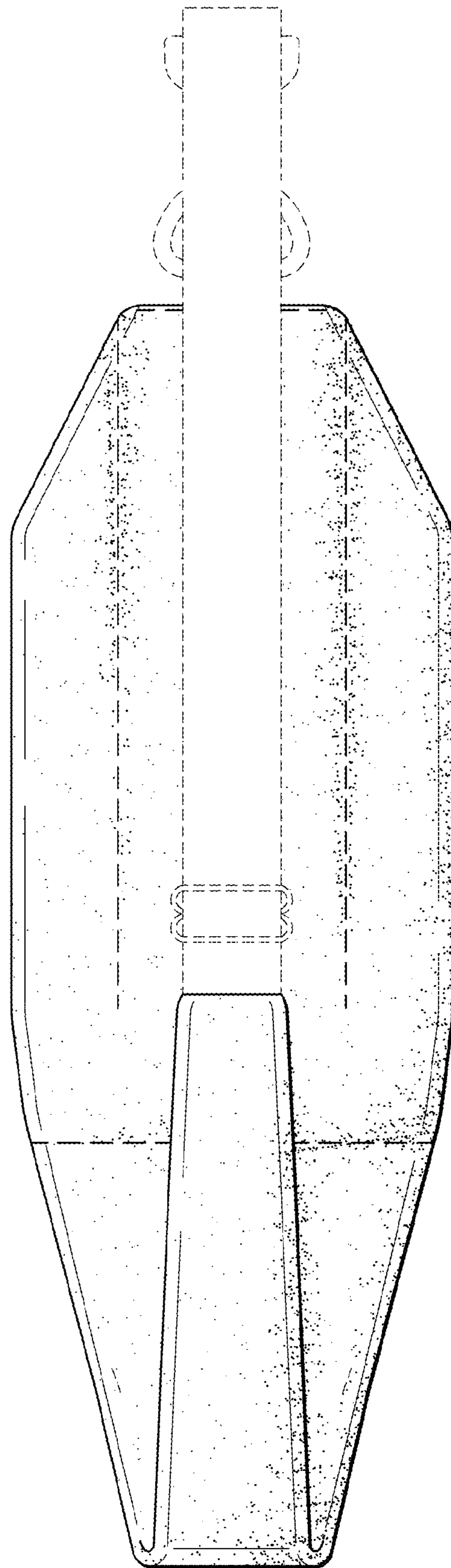


FIG. 3




FIG. 4



FIG. 5

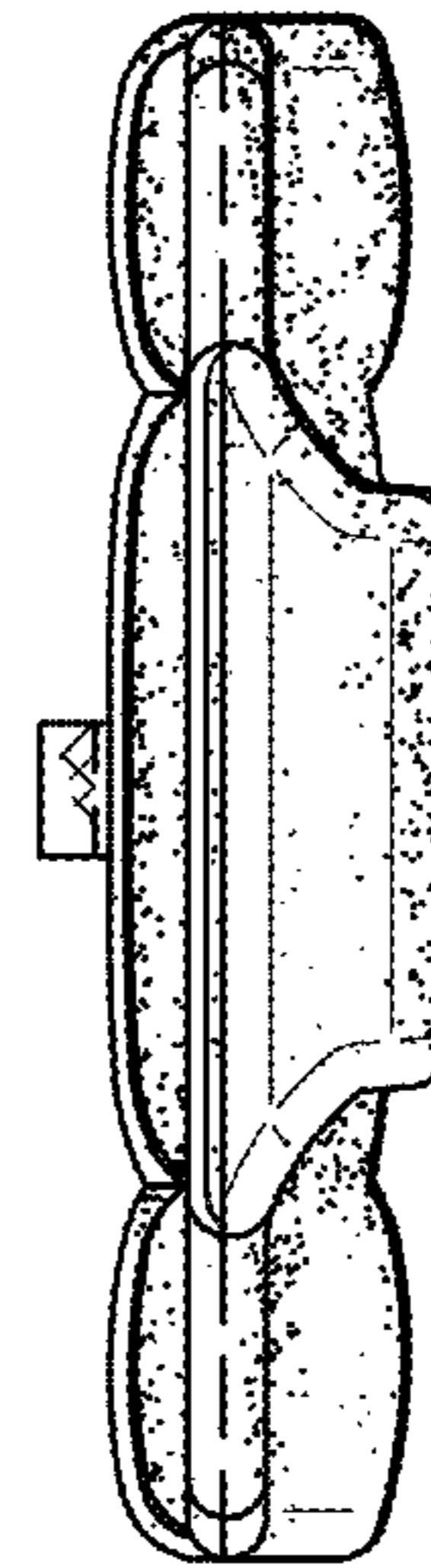


FIG. 6

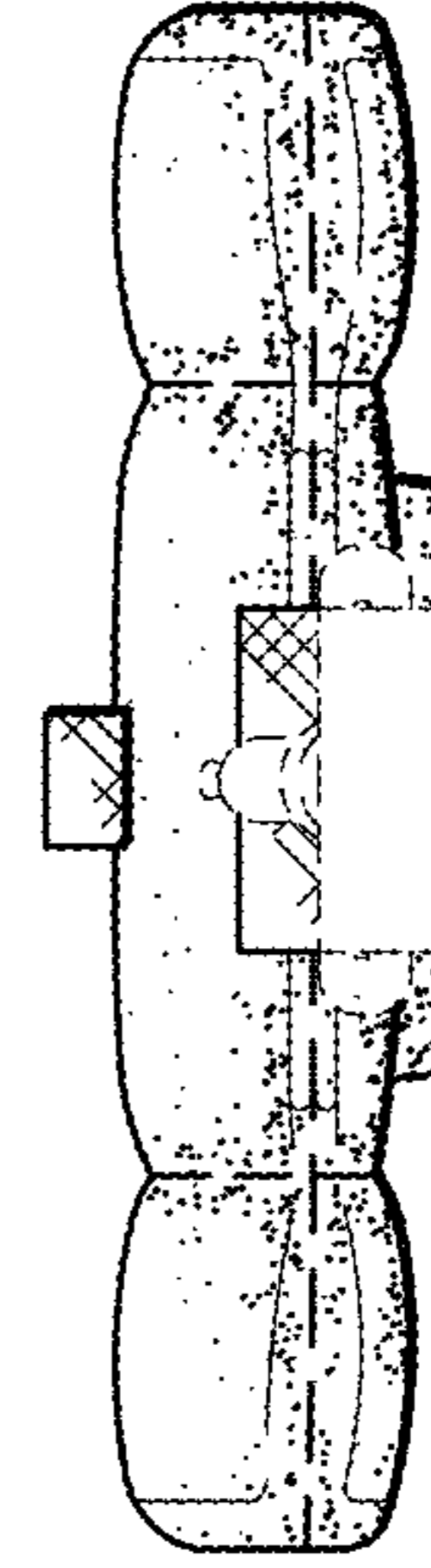


FIG. 7

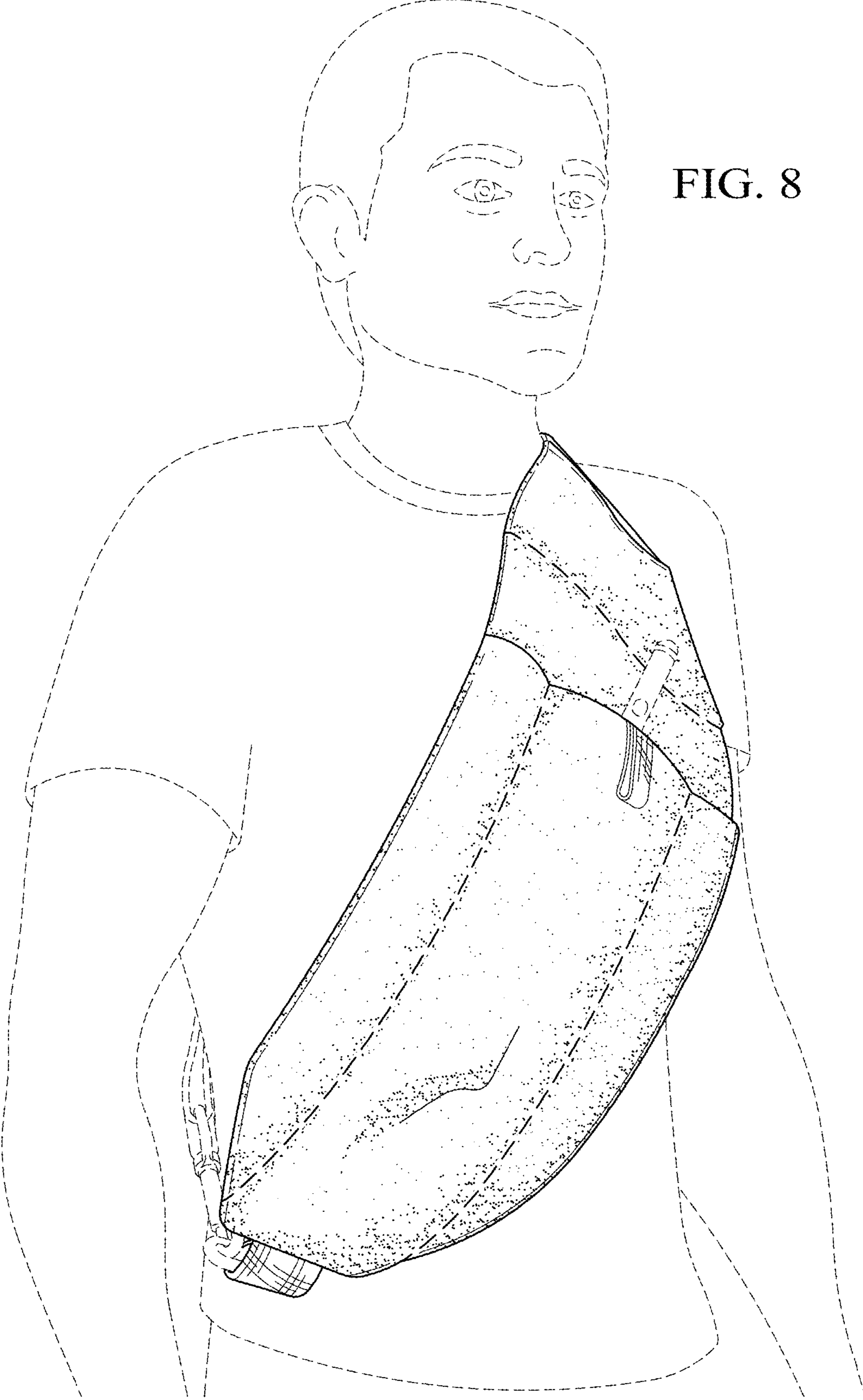


FIG. 8